









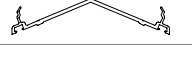







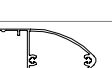




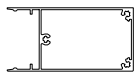


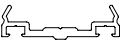
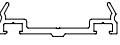















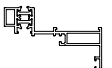
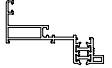
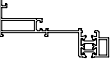
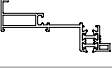
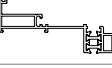
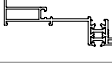
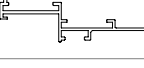
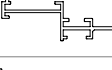

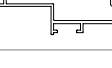
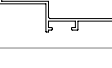
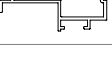
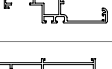












FS-50
CEPHE S STEM
(Facade System)


	PROF L KODU PROFILE CODE	ET KALINLIK PROFILE CODE	PROF L ADI PROFILE NAME	Jx cm ⁴	Jy cm ⁴	A IRLIK (kg/m) WEIGHT
	5115		44 mm DÜ EY PROF L MULLION PROFILE	24,16 cm ⁴	14,27 cm ⁴	1,546 kg/mt
	5008		50 mm DÜ EY PROF L MULLION PROFILE	29,66 cm ⁴	15,35 cm ⁴	1,596 kg/mt
	5009		50 mm DÜ EY PROF L MULLION PROFILE	31,97 cm ⁴	16,43 cm ⁴	1,628 kg/mt
	5006		80 mm DÜ EY PROF L MULLION PROFILE	72,70 cm ⁴	20,97 cm ⁴	1,856 kg/mt
	5007		80 mm DÜ EY PROF L MULLION PROFILE	79,59 cm ⁴	23,33 cm ⁴	2,007 kg/mt
	5004		100 mm DÜ EY PROF L MULLION PROFILE	117,20 cm ⁴	24,71 cm ⁴	2,021 kg/mt
	5127		100 mm DÜ EY PROF L MULLION PROFILE	123,47 cm ⁴	26,39 cm ⁴	2,127 kg/mt
	5005		100 mm DÜ EY PROF L MULLION PROFILE	156,20 cm ⁴	28,94 cm ⁴	2,443 kg/mt
	5002		120 mm DÜ EY PROF L MULLION PROFILE	176,57 cm ⁴	28,51 cm ⁴	2,205 kg/mt
	7901		120 mm DÜ EY PROF L MULLION PROFILE	185,57 cm ⁴	30,52 cm ⁴	2,324 kg/mt
	5003		125 mm DÜ EY PROF L MULLION PROFILE	298,40 cm ⁴	35,99 cm ⁴	2,989 kg/mt
	5000		135 mm DÜ EY PROF L MULLION PROFILE	254,82 cm ⁴	35,99 cm ⁴	2,603 kg/mt
	5001		140 mm DÜ EY PROF L MULLION PROFILE	383,46 cm ⁴	39,45 cm ⁴	3,151 kg/mt
	5078		150 mm DÜ EY PROF L MULLION PROFILE	331,95 cm ⁴	38,12 cm ⁴	2,705 kg/mt
	5090		180 mm DÜ EY PROF L MULLION PROFILE	740,25 cm ⁴	59,23 cm ⁴	4,236 kg/mt
	5013		30 mm YATAY PROF L TRANSOM PROFILE	10,20 cm ⁴	9,85 cm ⁴	1,149 kg/mt
	5122		50 mm YATAY PROF L TRANSOM PROFILE	22,32 cm ⁴	12,13 cm ⁴	2,542 kg/mt
	5012		50 mm YATAY PROF L TRANSOM PROFILE	25,15 cm ⁴	13,60 cm ⁴	1,322 kg/mt
	5011		65 mm YATAY PROF L TRANSOM PROFILE	42,43 cm ⁴	16,44 cm ⁴	1,452 kg/mt
	5120		80 mm YATAY PROF L TRANSOM PROFILE	59,17 cm ⁴	16,83 cm ⁴	1,396 kg/mt
	5010		80 mm YATAY PROF L TRANSOM PROFILE	65,57 cm ⁴	19,21 cm ⁴	1,582 kg/mt
	9650		80 mm YATAY PROF L TRANSOM PROFILE	61,95 cm ⁴	17,66 cm ⁴	1,474 kg/mt

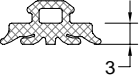
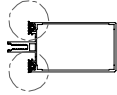

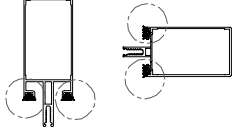
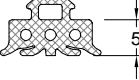
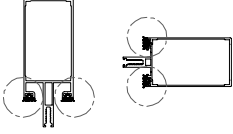
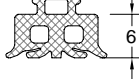
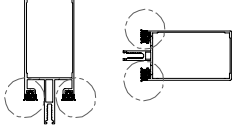
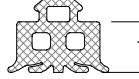
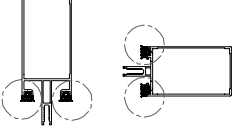

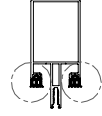

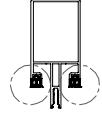

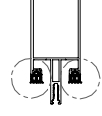
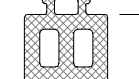
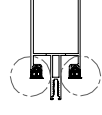
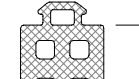
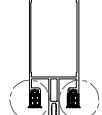
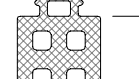
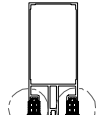
	PROF L KODU PROFILE CODE	ET KALINLIK PROFILE CODE	PROF L ADI PROFILE NAME	Jx cm ⁴	Jy cm ⁴	A IRLIK (kg/m) WEIGHT
	5125		80 mm YATAY PROF L TRANSOM PROFILE	69,45 cm ⁴	20,75 cm ⁴	1,699 kg/mt
	5126		80 mm YATAY PROF L TRANSOM PROFILE	- cm ⁴	- cm ⁴	1,618 kg/mt
	5121		86 mm YATAY PROF L TRANSOM PROFILE	76,72 cm ⁴	20,36 cm ⁴	1,635 kg/mt
	8454		100 mm YATAY PROF L TRANSOM PROFILE	95,82 cm ⁴	20,14 cm ⁴	1,549 kg/mt
	5096		106 mm YATAY PROF L TRANSOM PROFILE	121,35 cm ⁴	24,08 cm ⁴	1,810 kg/mt
	9733		106 mm YATAY PROF L TRANSOM PROFILE	- cm ⁴	- cm ⁴	2,113 kg/mt
	5095		126 mm YATAY PROF L TRANSOM PROFILE	179,24 cm ⁴	27,82 cm ⁴	1,983 kg/mt
	5014		90° KÖ E DÖNÜ PROF L TRANSOM PROFILE	147,68 cm ⁴	67,11 cm ⁴	2,750 kg/mt
	5015		KÖ E DÖNÜ PROF L TRANSOM PROFILE	99,77 cm ⁴	91,67 cm ⁴	2,703 kg/mt
	5043		AÇILI KAPAK PROF L COVER PROFILE	-	-	0,961 kg/mt
	5044		AÇILI KAPAK ALTI PROF L	-	-	1,260 kg/mt
	2006	1,5 mm	19,5 mm KAPAK PROF L COVER PROFILE	-	-	0,385 kg/mt
	5123	1,2 mm	19,5 mm KAPAK PROF L COVER PROFILE	-	-	0,341 kg/mt
	5046	1,3 mm	19,5 mm KAPAK PROF L COVER PROFILE	-	-	0,334 kg/mt
	2049	1,3 mm	22 mm KAPAK PROF L COVER PROFILE	-	-	0,331 kg/mt
	2009	1,5 mm	26 mm KAPAK PROF L COVER PROFILE	-	-	0,439 kg/mt
	5045	1,3 mm	26 mm KAPAK PROF L COVER PROFILE	-	-	0,380 kg/mt
	2050	1,3 mm	33 mm KAPAK PROF L COVER PROFILE	-	-	0,430 kg/mt
	5047	1,3 mm	KAPAK PROF L COVER PROFILE	-	-	0,367 kg/mt
	5050	1,5 mm	80 mm KAPAK PROF L COVER PROFILE	-	-	1,106 kg/mt
	5051	1,5 mm	100 mm KAPAK PROF L COVER PROFILE	-	-	1,253 kg/mt
	5080	1,8 mm	125 mm KAPAK PROF L COVER PROFILE	-	-	1,635 kg/mt

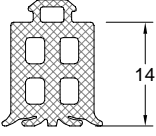
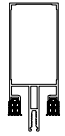
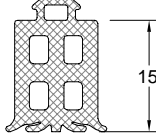
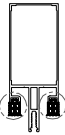

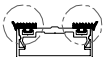
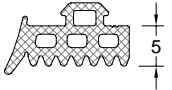
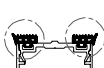
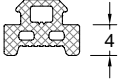
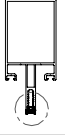
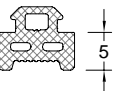
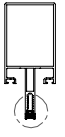
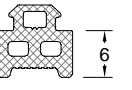
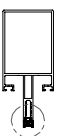
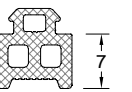
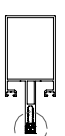
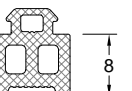
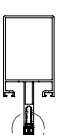
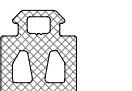
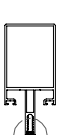
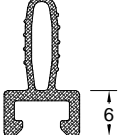
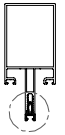
	PROF L KODU PROFILE CODE	ET KALINLIK PROFILE CODE	PROF L ADI PROFILE NAME	Jx cm ⁴	Jy cm ⁴	A IRLIK (kg/m) WEIGHT
	5049	1,8 mm	150 mm KAPAK PROF L TRANSOM PROFILE	-	-	1,873 kg/mt
	9691	1,5 mm	100 mm KAPAK PROF L TRANSOM PROFILE	-	-	1,498 kg/mt
	10065	2,2 mm	200 mm KAPAK PROF L	-	-	2,719 kg/mt
	8369	2,5 mm	300 mm KAPAK PROF L	-	-	4,515 kg/mt
	5048	1,8 mm	KAPAK ALTI PROF L	-	-	0,466 kg/mt
	5124	1,8 mm	KAPAK ALTI PROF L	-	-	0,430 kg/mt
	5052	1,8 mm	KAPAK ALTI PROF L	-	-	0,515 kg/mt
	7619	1,4 mm	KAPAK ALTI PROF L	-	-	0,337 kg/mt
	5088	1,5 mm	KASET PROF L	14,72 cm	3,63 cm	1,027 kg/mt
	5028	1,5 mm	KASET PROF L	14,32 cm	3,66 cm	1,037 kg/mt
	5029-50308	1,5 mm	KASET PROF L	20,07 cm	4,50 cm	1,262 kg/mt
	5031	1,5 mm	KASET PROF L	16,71 cm	3,98 cm	1,093 kg/mt
	5062	1,5 mm	KASET PROF L	10,08 cm	3,91 cm	0,918 kg/mt
	5081	1,5 mm	KASET PROF L	10,46 cm	3,87 cm	0,908 kg/mt
	5093	1,5 mm	KASET PROF L	8,86 cm	3,21 cm	0,760 kg/mt
	5093	1,5 mm	TEK CAM KASET PROF L	7,65 cm	-	0,638 kg/mt
	5032	1,5 mm	TEK CAM KASET PROF L	11,42 cm	1,3 cm	0,731 kg/mt
	5071	1,5 mm	TEK CAM KASET PROF L	13,54 cm	1,47 cm	0,786 kg/mt
	5056	1,5 mm	TEK CAM SPANDREL PANEL KASET PROF L	6,57 cm	1,00 cm	0,478 kg/mt
	5060	1,5 mm	TEK CAM SPANDREL PANEL KASET PROF L	-	-	0,172 kg/mt
	5023	1,5 mm	YARI KAPAKLI CEPHE Ç KASA EK PROF L	-	-	0,094 kg/mt
	5064-5066	1,8 mm	KAPAKLI CEPHE Ç KASA PROF L FRAME PROFILE	30,34 cm	6,13 cm	1,092 kg/mt

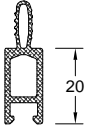
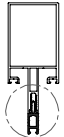
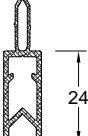
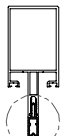

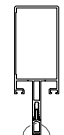

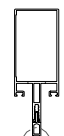

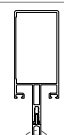
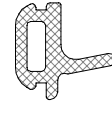
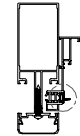
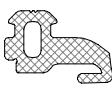
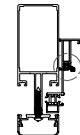
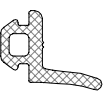
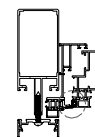
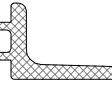
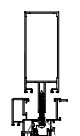
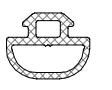
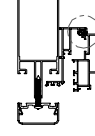
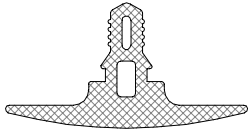
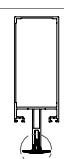
	PROF L KODU PROFILE CODE	ET KALINLIK PROFILE CODE	PROF L ADI PROFILE NAME	Jx cm ⁴	Jy cm ⁴	A IRLIK (kg/m) WEIGHT
	5064-5067	1,8 mm	YARI KAPAKLI CEPHE Ç KASA PROF L FRAME PROFILE	28,70 cm	6,19 cm	1,057 kg/mt
	5065-5066	1,8 mm	KAPAKLI CEPHE Ç KASA PROF L FRAME PROFILE	41,28 cm	6,14 cm	1,498 kg/mt
	5065-5067	1,8 mm	YARI KAPAKLI CEPHE Ç KASA PROF L FRAME PROFILE	39,24 cm	6,2 cm	2,719 kg/mt
	5063-5066	1,8 mm	KAPAKLI CEPHE Ç KASA PROF L FRAME PROFILE	46,62 cm	6,14 cm	1,159 kg/mt
	5063-5067	1,8 mm	YARI KAPAKLI CEPHE Ç KASA PROF L FRAME PROFILE	44,38 cm	6,21 cm	1,212 kg/mt
	5075	1,5 mm	KOMPOZ T PANEL KASET PROF L FRAME PROFILE	-	-	0,573 kg/mt
	5035	1,5 mm	KOMPOZ T PANEL KASET PROF L FRAME PROFILE	-	-	0,518 kg/mt
	5074	1,5 mm	KOMPOZ T PANEL KASET PROF L FRAME PROFILE	-	-	0,556 kg/mt
	5033	1,5 mm	KOMPOZ T PANEL KASET PROF L FRAME PROFILE	-	-	0,508 kg/mt
	5072 (5029-5030)(5031) profiller ile uyumlu	1,5 mm	KOMPOZ T PANEL KASET PROF L FRAME PROFILE	-	-	0,524 kg/mt
	5069 (5093-5062-5081-5068) profiller ile uyumlu	1,5 mm	KOMPOZ T PANEL KASET PROF L FRAME PROFILE	-	-	0,470 kg/mt
	5117	1,5 mm	TIRNAKLI KASET PROF L	20,84 cm	4,90 cm	1,014 kg/mt
	5114	1,6 mm	TIRNAKLI S STEM DUVAR B T PROF L	105,46 cm	16,73 cm	1,977 kg/mt
	5099	1,5 mm	KASA PROF L FRAME PROFILE	21,37 cm	5,50 cm	1,013 kg/mt
	5119	1,5 mm	BASKI PROF L	-	-	0,386kg/mt
	5024	-	KASET TESP T PROF L	-	-	0,323 kg/mt
	5116 5099 ile çalışır	-	KASET TESP T PROF L	-	-	0,263 kg/mt
	5094	-	KASET TESP T PROF L	-	-	0,340 kg/mt
	5079	-	KASET TESP T PROF L	-	-	0,404 kg/mt
	5026	-	CAM TUTUCU PROF L	-	-	0,206 kg/mt
	5057	-	CAM TUTUCU PROF L	-	-	0,248 kg/mt
	5036	-	KASET ALT K L T PROF L FRAME PROFILE	-	-	0,340 kg/mt

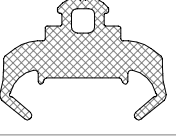
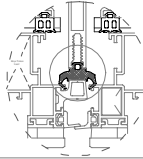
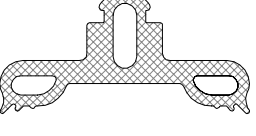
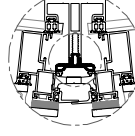
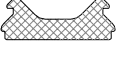
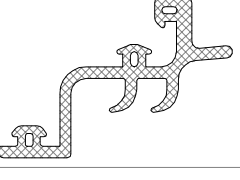
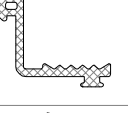
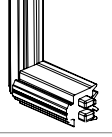
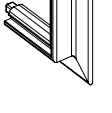
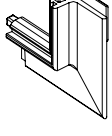
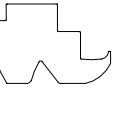
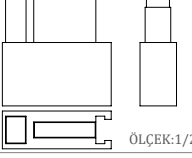
	PROF L KODU PROFILE CODE	ET KALINLIK PROFILE CODE	PROF L ADI PROFILE NAME	Jx cm ⁴	Jy cm ⁴	A IRLIK (kg/m) WEIGHT
	5037	-	KASET ALT K L T PROF L	-	-	0,340 kg/mt
	5038	-	EMN YET K L T PROF L FRAME PROFILE	-	-	1,463 kg/mt
	5034	1,2 mm	D LATASYON DERZ PROF L FRAME PROFILE	-	-	0,268 kg/mt
	1122	-	T J PROF L FRAME PROFILE	-	-	0,157 kg/mt
	5058	-	CAM ALTI TAKOZ PROF L SUB-GLASS WEDGE PROFILE	-	-	0,244 kg/mt
	5027	-	CAM YAPI TIRMA PROF L GLASS BONDING PROFILE	-	-	0,128 kg/mt
	5097	-	YÜKSELTME ÇITA PROF L FRAME PROFILE	-	-	0,198 kg/mt
	5059	-	YÜKSELTME ÇITA PROF L FRAME PROFILE	-	-	0,210 kg/mt
	5077	-	ADAPTÖR PROF L ADAPTER PROFILE	-	-	0,126 kg/mt
	507	-	ADAPTÖR PROF L ADAPTER PROFILE	-	-	0,251 kg/mt
	5076	-	ADAPTÖR PROF L ADAPTER PROFILE	-	-	0,515 kg/mt
	5119	-	D LATASYON PROF L DILATATION PROFILE	-	-	2,226 kg/mt
	5020	-	D LATASYON PROF L DILATATION PROFILE	-	-	2,137 kg/mt
	5021	-	D LATASYON PROF L DILATATION PROFILE	-	-	2,467 kg/mt
	5092	-	D LATASYON PROF L DILATATION PROFILE	-	-	2,435 kg/mt
	5018	-	D LATASYON PROF L DILATATION PROFILE	-	-	2,428 kg/mt
	5017	-	D LATASYON PROF L DILATATION PROFILE	-	-	2,745 kg/mt
	5016	-	D LATASYON PROF L DILATATION PROFILE	-	-	2,948 kg/mt
	5091	-	D LATASYON PROF L DILATATION PROFILE	-	-	3,193 kg/mt
	5129	-	D LATASYON PROF L DILATATION PROFILE !!! TÜM DÜŞEY PROFİLLER İLE UYUMLUDUR	-	-	0,206 kg/mt
	5040	-	KIRLANGIÇ BA LANTI PROF L CONNECTION PROFILE	-	-	0,456 kg/mt
	5041	-	KIRLANGIÇ BA LANTI PROF L CONNECTION PROFILE	-	-	2,211 kg/mt

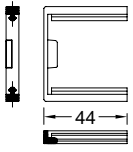
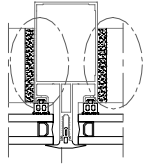
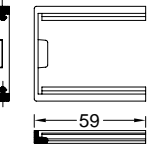
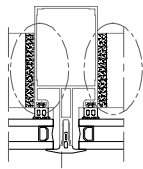
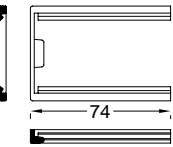
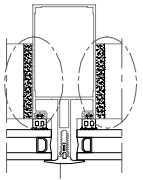
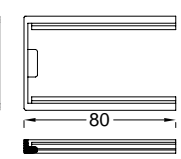
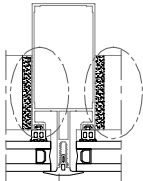
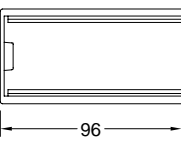
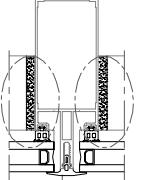
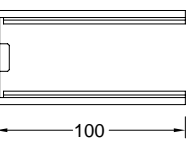
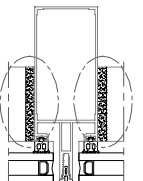
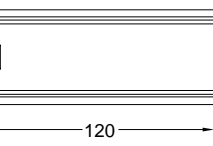
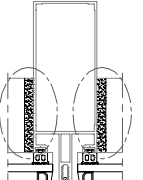
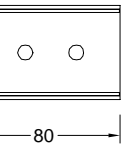
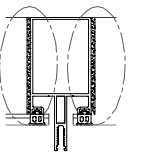
	PROF L KODU PROFILE CODE	ET KALINLIK PROFILE CODE	PROF L ADI PROFILE NAME	Jx cm ⁴	Jy cm ⁴	A IRLIK (kg/m) WEIGHT
	5042	-	BA LANTI PROF L CONNECTION PROFILE	-	-	1,144 kg/mt
	6121	-	BA LANTI PROF L CONNECTION PROFILE	-	-	2,027 kg/mt
	1662	-	KÖ E TAKOZ PROF L CORNER WEDGE PROFILE	-	-	2,591 kg/mt
	5022	-	KÖ E TAKOZ PROF L CORNER WEDGE PROFILE	-	-	2,370 kg/mt
	2046	-	KÖ E TAKOZ PROF L CORNER WEDGE PROFILE	-	-	2,091 kg/mt
	598	-	KÖ E TAKOZ PROF L CORNER WEDGE PROFILE	-	-	1,677 kg/mt
	1533	-	KÖ EBENT PROF L	-	-	0,566 kg/mt

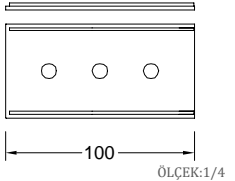
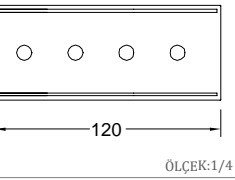
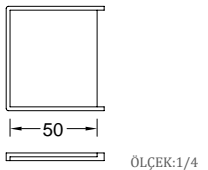
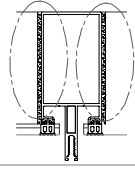
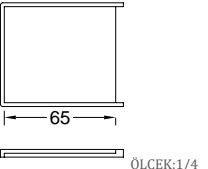
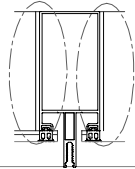
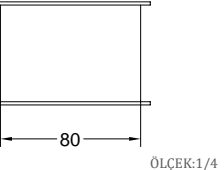
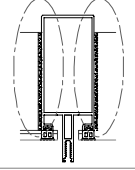
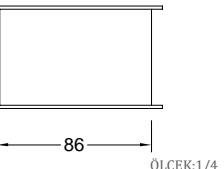
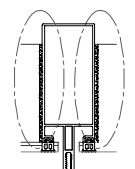
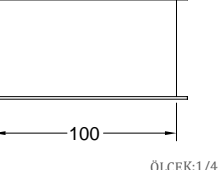
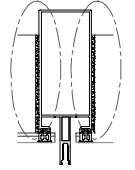
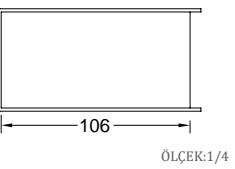
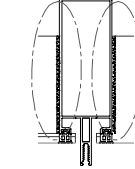
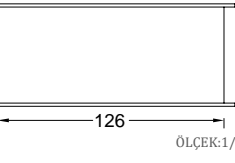
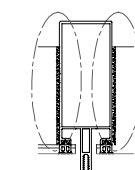
AKSESUAR ACCESSORY	STOK KODU REFERENCE CODE	AKSESUAR ADI DESCRIPTION	AKSESUAR KODU PRODUCT CODE		PAKET PACK
	03 010103	CEPHE CAM F T L GLASS GASKET	CF.03 (3 MM)		165 mt / paket 10 kg/mt
	03 010104	CEPHE CAM F T L GLASS GASKET	CF.04 (4 MM)		145 mt / paket 10 kg/mt
	03 010105	CEPHE CAM F T L GLASS GASKET	CF.05 (5 MM)		120 mt / paket 10 kg/mt
	03 010116	CEPHE CAM F T L GLASS GASKET	CF.06 (6 MM)		105 mt / paket 10 kg/mt
	03 010107	CEPHE CAM F T L GLASS GASKET	CF.07 (7 MM)		95 mt / paket 10 kg/mt
	03 010108	CEPHE CAM F T L GLASS GASKET	CF.08 (8 MM)		85 mt / paket 10 kg/mt
	03 010109	CEPHE CAM F T L GLASS GASKET	CF.09 (9 MM)		80 mt / paket 10 kg/mt
	03 011010	CEPHE CAM F T L GLASS GASKET	CF.10 (10 MM)		75 mt / paket 10 kg/mt
	03 011011	CEPHE CAM F T L GLASS GASKET	CF.11 (11 MM)		70 mt / paket 10 kg/mt
	03 010112	CEPHE CAM F T L GLASS GASKET	CF.12 (12 MM)		65 mt / paket 10 kg/mt
	03 010113	CEPHE CAM F T L GLASS GASKET	CF.13 (12 MM)		60 mt / paket 10 kg/mt

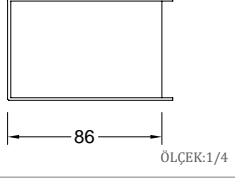
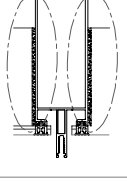
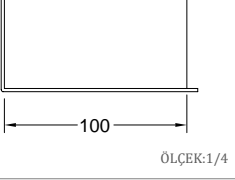
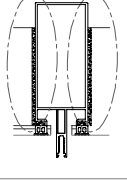
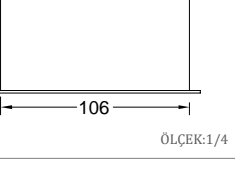
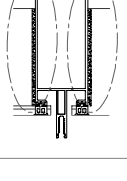
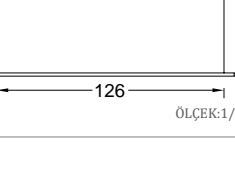
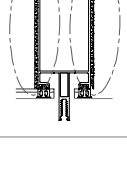
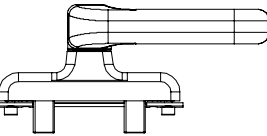
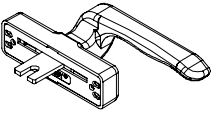
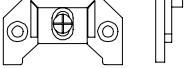

AKSESUAR ACCESSORY	STOK KODU REFERENCE CODE	AKSESUAR ADI DESCRIPTION	AKSESUAR KODU PRODUCT CODE		PAKET PACK
	03 010114	CEPHE CAM F T L GLASS GASKET	CF.14 (14 MM)		165 mt / paket 10 kg/mt
	03 010115	CEPHE CAM F T L GLASS GASKET	CF.15 (15 MM)		145 mt / paket 10 kg/mt
	03 010606	KAPAK ALTI DI CAM F T L GLASS GASKET	KF.30 (3 MM)		135 mt / paket 10 kg/mt
	03 010607	KAPAK ALTI DI CAM F T L GLASS GASKET	KF.50 (5 MM)		105 mt / paket 10 kg/mt
	03 015569	CEPHE ORTA BASKI F T L CENTER PRESSURE GASKET	MF.04 (4 MM)		180 mt / paket 10 kg/mt
	03 015570	CEPHE ORTA BASKI F T L CENTER PRESSURE GASKET	MF.05 (5 MM)		150 mt / paket 10 kg/mt
	03 015565	CEPHE ORTA BASKI F T L CENTER PRESSURE GASKET	MF.06 (6 MM)		130 mt / paket 10 kg/mt
	03 015568	CEPHE ORTA BASKI F T L CENTER PRESSURE GASKET	MF.07 (7 MM)		120 mt / paket 10 kg/mt
	03 010733	CEPHE ORTA BASKI F T L CENTER PRESSURE GASKET	MF.08 (8 MM)		110 mt / paket 10 kg/mt
	03 015566	CEPHE ORTA BASKI F T L CENTER PRESSURE GASKET	MF.09 (9 MM)		100 mt / paket 10 kg/mt
	01 071068	CEPHE ISI ZOLATÖR	PLS.06 (12 MM)		60 mt / paket 10 kg/mt

AKSESUAR ACCESSORY	STOK KODU REFERENCE CODE	AKSESUAR ADI DESCRIPTION	AKSESUAR KODU PRODUCT CODE		PAKET PACK
 ÖLÇEK:1/2	01 071067	CEPHE ISI ZOLATÖR	PLS.20		60 mt / paket 10 kg/mt
 ÖLÇEK:1/2	01 071069	CEPHE ISI ZOLATÖR	PLS.24 (15 MM)		145 mt / paket 10 kg/mt
	03 015560	CEPHE ISI ZOLATÖR F T L	IF.04 (4 MM)		180 mt / paket 10 kg/mt
	03 015561	CEPHE ISI ZOLATÖR F T L	IF.06 (6 MM)		130 mt / paket 10 kg/mt
	03 015562	CEPHE ISI ZOLATÖR F T L	IF.07 (7 MM)		120 mt / paket 10 kg/mt
	03 010441	CEPHE Ç KASA DERZ F T L GASKET	KTF.20		175 mt / paket 10 kg/mt
	03 010611	CEPHE G ZL KANAT KASA F T L	KYF.10		115 mt / paket 10 kg/mt
	03 010220	CEPHE Ç KASET DERZ F T L	TF.20		140 mt / paket 10 kg/mt
	03 010240	CEPHE Ç KASET DERZ F T L	TF.40		120 mt / paket 10 kg/mt
	03 015556	CEPHE ORTA BASKI F T L	KYF.03		215 mt / paket 10 kg/mt
	03010610	YARI KAPAKLI CEPHE DÜ EY F T L	KF.10		60 mt / paket 10 kg/mt






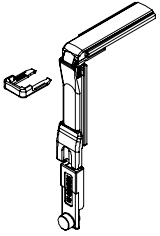

AKSESUAR ACCESSORY	STOK KODU REFERENCE CODE	AKSESUAR ADI DESCRIPTION	AKSESUAR KODU PRODUCT CODE		PAKET PACK
	03 010730	ORTA BASKI F T L	OYF.30		50 mt / paket 10 kg/mt
	01 010729	S L KON CEPHE AÇILI ORTA BASKI F T L	OYF.40		145 mt / paket 10 kg/mt
	03 010609	KAPAK ÜSTÜ F T L	KF.20		147 mt / paket 10 kg/mt
	03 015572	CAM YASTIK F T L	CYF.30		66 mt / paket 10 kg/mt
	03 015571	KAPAK ALTI F T L	CF.20		220 mt / paket 10 kg/mt
	03 070350	CEPHE KÖŞE VULKAN ZE F T L SAĞ /SOL	CVK.93		40 tk / paket
	03 070357	CEPHE DERZ KÖŞE VULKAN ZE F T L	CVK.20		40 ad / paket
	03 070358	CEPHE DERZ KÖŞE VULKAN ZE F T L	CVK.40		40 ad / paket
	01 100600	KASET ALTI TAKOZ (PVC)	KT.107		100 ad / paket
 ÖLÇEK:1/2	03 100601	YATAY BALANTI APARATI (PVC)	YT.106		250 ad / paket

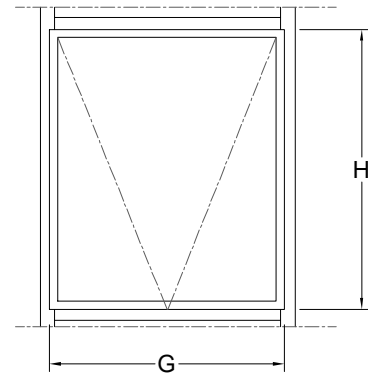

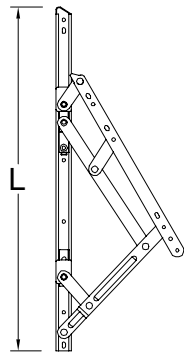
AKSESUAR	STOK KODU REFERENCE CODE	AKSESUAR ADI DESCRIPTION	AKSESUAR KODU PRODUCT CODE		PAKET PACK
 ÖLÇEK:1/4	01 070400	KIRLANGIÇ GEÇME GENLE ME YAKA F T L (EPDM) 5012,5122 NOLU PROF LLER Ç N	KG.03		100 ad / paket
 ÖLÇEK:1/4	01 070401	KIRLANGIÇ GEÇME GENLE ME YAKA F T L (EPDM) 5011 NOLU PROF LLER Ç N	KG.02		100 ad / paket
 ÖLÇEK:1/4	01 070402	KIRLANGIÇ GEÇME GENLE ME YAKA F T L (EPDM) 9650-5126-5010-5125-5120 NOLU PROF LLER LE UYMLUDUR	KG.01		100 ad / paket
 ÖLÇEK:1/4	01 070403	KIRLANGIÇ GEÇME GENLE ME YAKA F T L (EPDM) 5121 NOLU PROF LLER Ç N			100 ad / paket
 ÖLÇEK:1/4	03 070404	KIRLANGIÇ GEÇME GENLE ME YAKA F T L (EPDM) 8454 NOLU PROF LLER Ç N			100 Ad / Paket
 ÖLÇEK:1/4	03 070405	KIRLANGIÇ GEÇME GENLE ME YAKA F T L (EPDM) 9733,5096 NOLU PROF LLER Ç N			100 Ad / Paket
 ÖLÇEK:1/4	03 070406	KIRLANGIÇ GEÇME GENLE ME YAKA F T L (EPDM) 5095 NOLU PROF LLER Ç N			100 ad / paket
 ÖLÇEK:1/4	03 070450	GENLE ME YAKASI (EPDM) 5121 NOLU PROF LLER Ç N			100 ad / paket

AKSESUAR	STOK KODU REFERENCE CODE	AKSESUAR ADI DESCRIPTION	AKSESUAR KODU PRODUCT CODE	PAKET PACK
	03 070451	GENLE ME YAKASI (EPDM) 5096, 9733 NOLU PROF LLER Ç N		100 ad / paket
	03 070452	GENLE ME YAKASI (EPDM) 5095 NOLU PROF LLER Ç N		100 ad / paket
	03 070470	GENLE ME YAKASI (EPDM) 5122- 5012 NOLU PROF LLER Ç N Dü ey ve Yatay profilin hemyüz olmayan uygulamalarda kullanılır		100 ad / paket
	03 070471	GENLE ME YAKASI (EPDM) 5122- 5012 NOLU PROF LLER Ç N Dü ey ve Yatay profilin hemyüz olmayan uygulamalarda kullanılır		100 ad / paket
	03 070472	GENLE ME YAKASI (EPDM) 9650-5126-5010-5125-5120 NOLU PROF LLER LE UYMLUDUR Dü ey ve Yatay profilin hemyüz olmayan uygulamalarda kullanılır		100 ad / paket
	03 070473	GENLE ME YAKASI (EPDM) 5121 NOLU PROF LLER LE UYMLUDUR Dü ey ve Yatay profilin hemyüz olmayan uygulamalarda kullanılır		100 ad / paket
	03 070474	GENLE ME YAKASI (EPDM) 8454 NOLU PROF LLER LE UYMLUDUR Dü ey ve Yatay profilin hemyüz olmayan uygulamalarda kullanılır		100 ad / paket
	03 070475	GENLE ME YAKASI (EPDM) 5095 NOLU PROF LLER Ç N		100 ad / paket
	03 070476	GENLE ME YAKASI (EPDM) 5121 NOLU PROF LLER Ç N		100 ad / paket

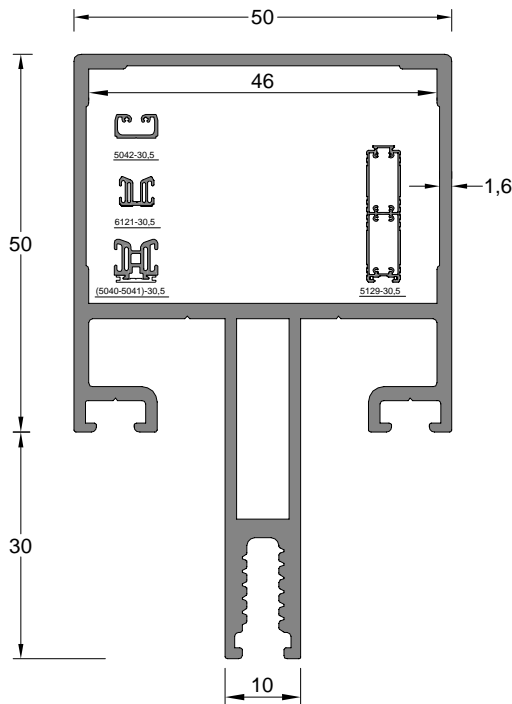
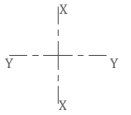
AKSESUAR	STOK KODU REFERENCE CODE	AKSESUAR ADI DESCRIPTION	AKSESUAR KODU PRODUCT CODE		PAKET PACK
	03 070473	GENLE ME YAKASI (EPDM) 5121 NOLU PROF LLER LE UYMLUDUR Dü ey ve Yatay profilin hemyüz olmayan uygulamalarda kullanılır			100 ad / paket
	03 070474	GENLE ME YAKASI (EPDM) 8454 NOLU PROF LLER LE UYMLUDUR Dü ey ve Yatay profilin hemyüz olmayan uygulamalarda kullanılır			100 ad / paket
	03 070475	GENLE ME YAKASI (EPDM) 5095 NOLU PROF LLER Ç N			100 ad / paket
	03 070476	GENLE ME YAKASI (EPDM) 5121 NOLU PROF LLER Ç N			100 ad / paket
	01 100402	GIESSE CEPHE KOLU(BEYAZ)	GCK-402		1 ad / paket
	01 100405	GIESSE CEPHE KOLU(S YAH)	GCK-400		
	01 100409	GIESSE CEPHE MAKAS(GR)	GCK-409		
	01 020881	FORZA BÜKÜMLÜ CEPHE KOLU (BEYAZ)	FCK.881		1 ad / paket
	01 020882	FORZA BÜKÜMLÜ CEPHE KOLU (S YAH)	FCK.882		
	01 020880	FORZA BÜKÜMLÜ CEPHE KOLU (NATUREL)	FCK.880		
	01 120205	CEPHE P M KAR ILIK			100 ad / paket
	01 120100	SPANYOLET P M	P-100		100 ad / paket

AKSESUAR ACCESSORY	STOK KODU REFERENCE CODE	AKSESUAR ADI DESCRIPTION	AKSESUAR KODU PRODUCT CODE	PAKET PACK
	08 100103	NORTON BANT		50 Mt / paket
	03 060101	POL ÜRETAN DOLGU SOS S		450 Mt / paket
	08 040230	DERZ S L KON		24 ad / paket
	01 100200	C VATA, SOMUN VE RONDELA	M10 X 90	300 ad / Paket
	01 100121	HAREKETL VE SAB T ANKRAJ 80 MM		20 ad / paket
	01 100116	HAREKETL VE SAB T ANKRAJ 100 MM		20 ad / paket
	01 100117	HAREKETL VE SAB T ANKRAJ 120 MM		20 ad / paket

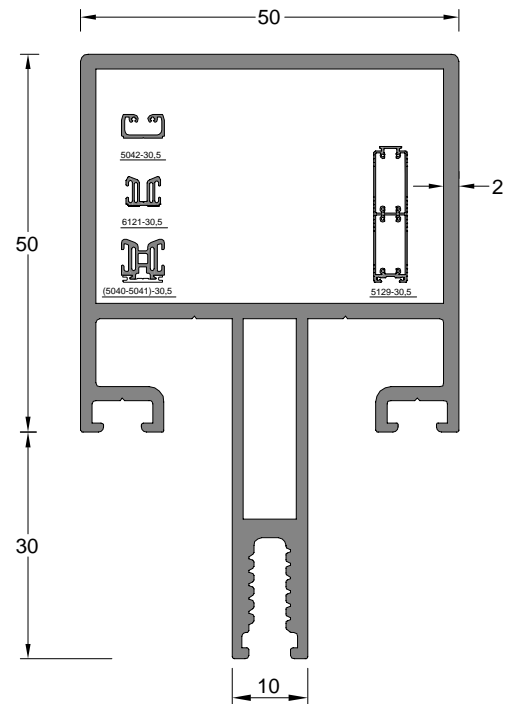
AKSESUAR ACCESSORY	STOK KODU REFERENCE CODE	AKSESUAR ADI DESCRIPTION	AKSESUAR KODU PRODUCT CODE	PAKET PACK
	11 010938	YSB SAÇ V DASI M4.8 X 32 MM	-	250 ad / paket
	11 010939	YSB SAÇ V DASI M4.8 X 38 MM	-	250 ad / paket
	11 010940	YSB SAÇ V DASI M4.8 X 45 MM	-	250 ad / paket
	11 010941	YSB SAÇ V DASI M4.8 X 50 MM	-	250 ad / paket
	11 010942	YSB SAÇ V DASI M4.8 X 60 MM	-	250 ad / paket
	01 100816	HAREKET TRANSVER KÖ E PARÇASI	-	
	01 120222	T J BA LANTI PARÇASI	-	



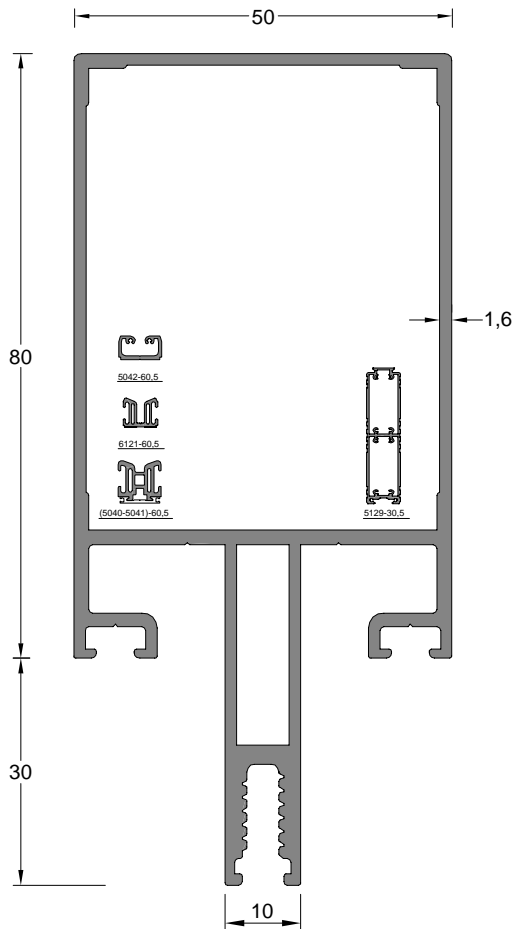
STOK KODU REFERENCE CODE	MAKAS BOYU (L) REFERENCE CODE	MAX.AÇILMA DERECE (X) REFERENCE CODE	MAX.KANAT YÜKSEKLİK (G) MAX. SASH HEIGHT	MAX.KANAT GENİŞLİK (G) MAX. SASH WIDTH	MAX.KANAT AĞIRLIK MAX. SASH WEIGHT
01 100447	10" / 261,5 mm	35 °	700 mm	1200 mm	50 kg
01 100448	12" / 317,5 mm	30 / 35 °	800 mm	1200 mm	60 kg
01 100449	14" / 353,5 mm	30 / 35 °	1000 mm	1300 mm	69,5 kg
01 100450	16" / 414,5 mm	30 / 35 °	1200 mm	1400 mm	88,5 kg
01 100451	18" / 458,5 mm	25 / 30 °	1400 mm	1400 mm	102 kg
01 100452	20" / 511,5 mm	25 / 30 °	1600 mm	1500 mm	135 kg
01 100453	22" / 556,5 mm	20 / 25 °	1700 mm	1500 mm	137 kg
01 100454	24" / 602,5 mm	20 / 25 °	1800 mm	1500 mm	139 kg
01 100455	28" / 707,5 mm	10/15/20 °	2000 mm	1500 mm	155 kg



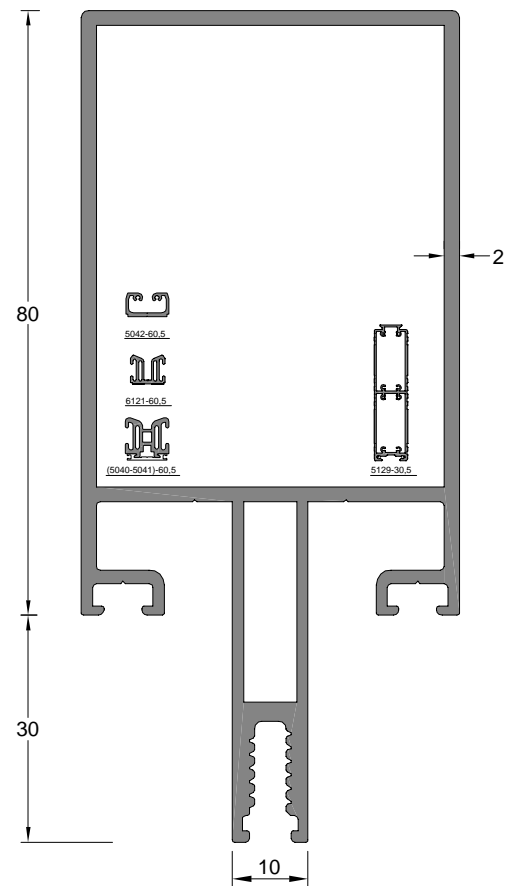
Dü ey Profili	Profil Kodu	(kg/mt)	Jx cm ⁴	Jy cm ⁴
MULLION PROFILE	5008	1,560	29,72	15,73



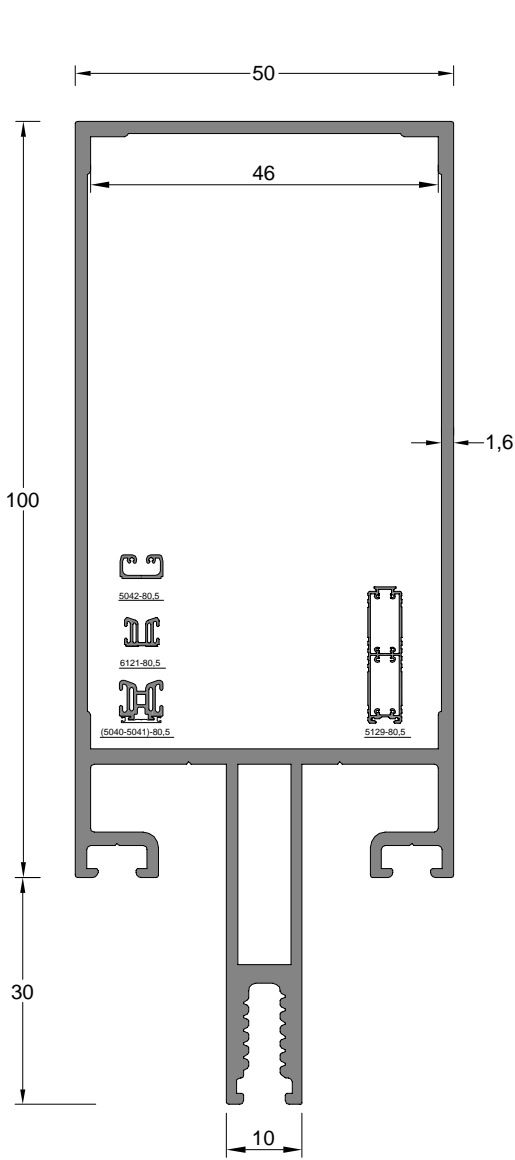
Dü ey Profili	Profil Kodu	(kg/mt)	Jx cm ⁴	Jy cm ⁴
MULLION PROFILE	5009	1,650	32,02	16,44



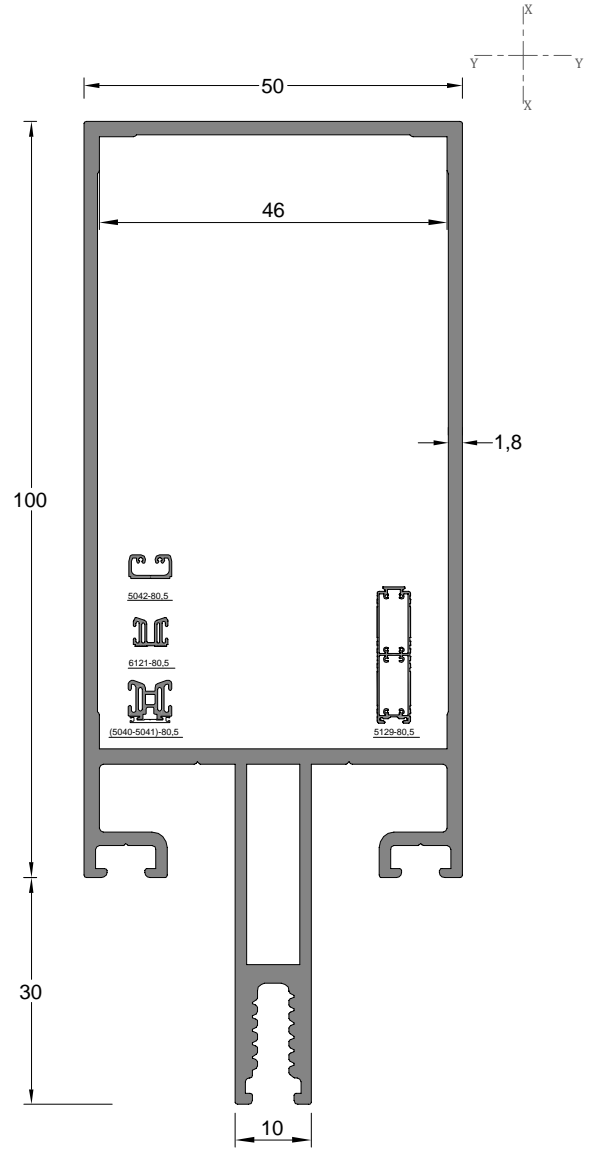
Dü ey Profili	Profil Kodu	(kg/mt)	Jx cm ⁴	Jy cm ⁴
MULLION PROFILE	5006	1,820	72,82	21,00



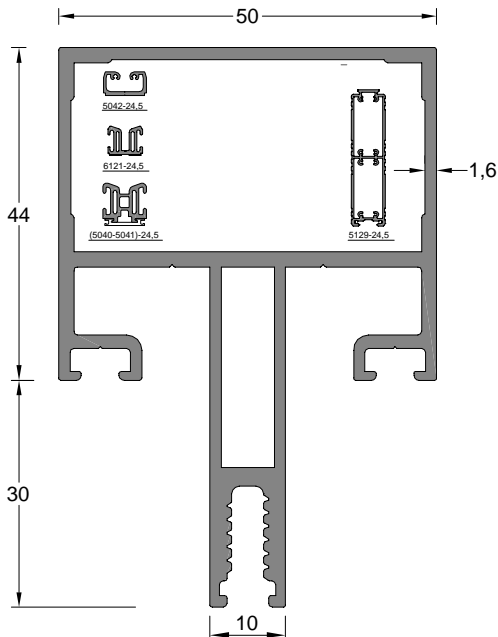
Dü ey Profili	Profil Kodu	(kg/mt)	Jx cm ⁴	Jy cm ⁴
MULLION PROFILE	5007	1,970	79,71	23,36



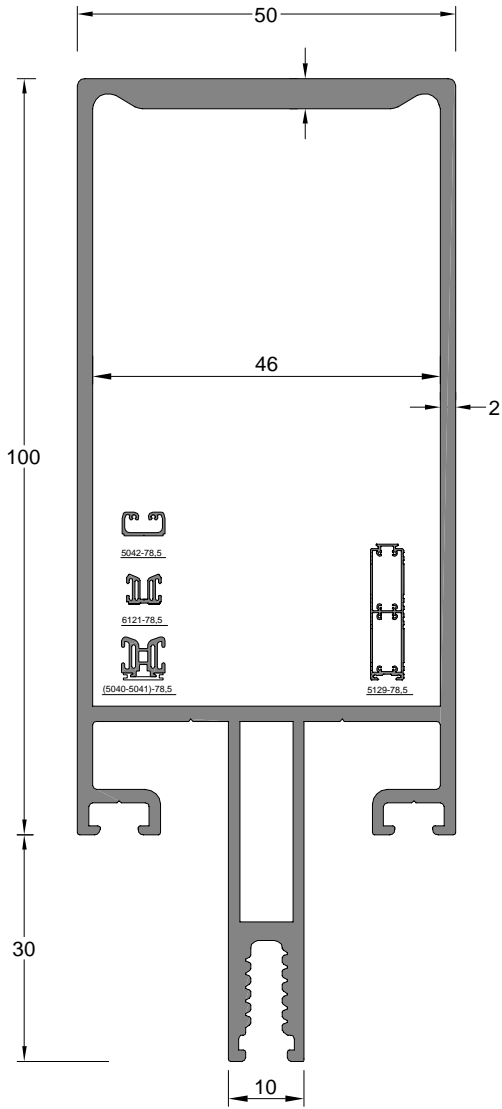
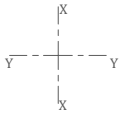
Dü ey Profili	Profil Kodu	(kg/mt)	Jx cm ⁴	Jy cm ⁴
MULLION PROFILE	Profile Code	Weight		
	5004	2,00	117,56	24,76



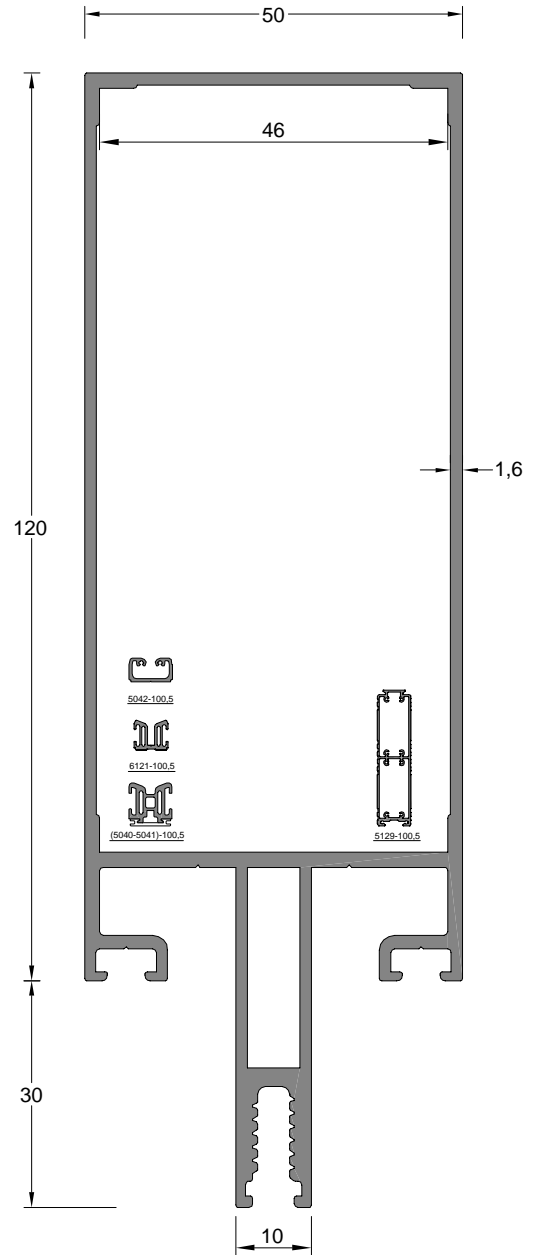
Dü ey Profili	Profil Kodu	(kg/mt)	Jx cm ⁴	Jy cm ⁴
MULLION PROFILE	Profile Code	Weight		
	5127	2,100	123,47	26,39



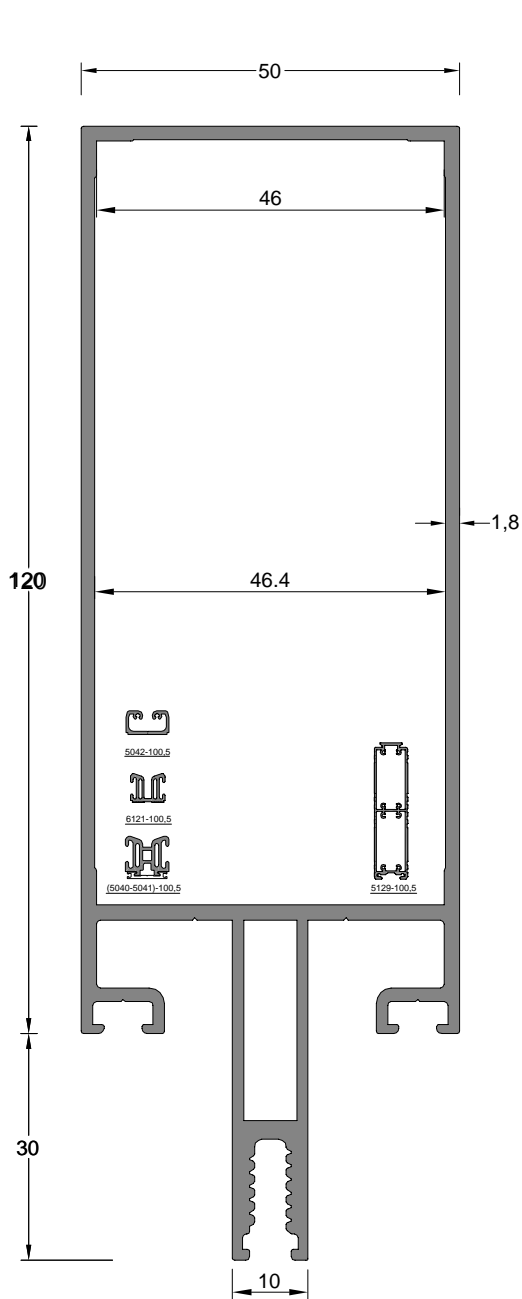
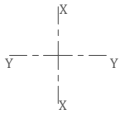
Dü ey Profili	Profil Kodu	(kg/mt)	Jx cm ⁴	Jy cm ⁴
MULLION PROFILE	Profile Code	Weight		
	5115	1,520	24,16	14,27



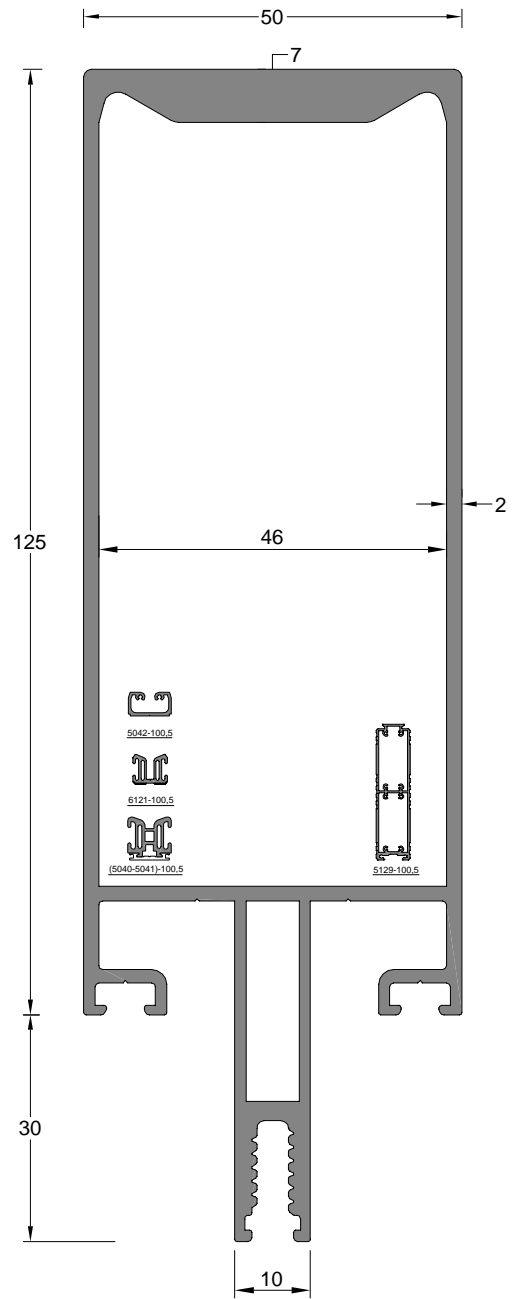
Dü ey Profili	Profil Kodu	(kg/mt)	Jx cm ⁴	Jy cm ⁴
MULLION PROFILE	Profile Code	Weight		
	5005	2,400	154,20	28,94



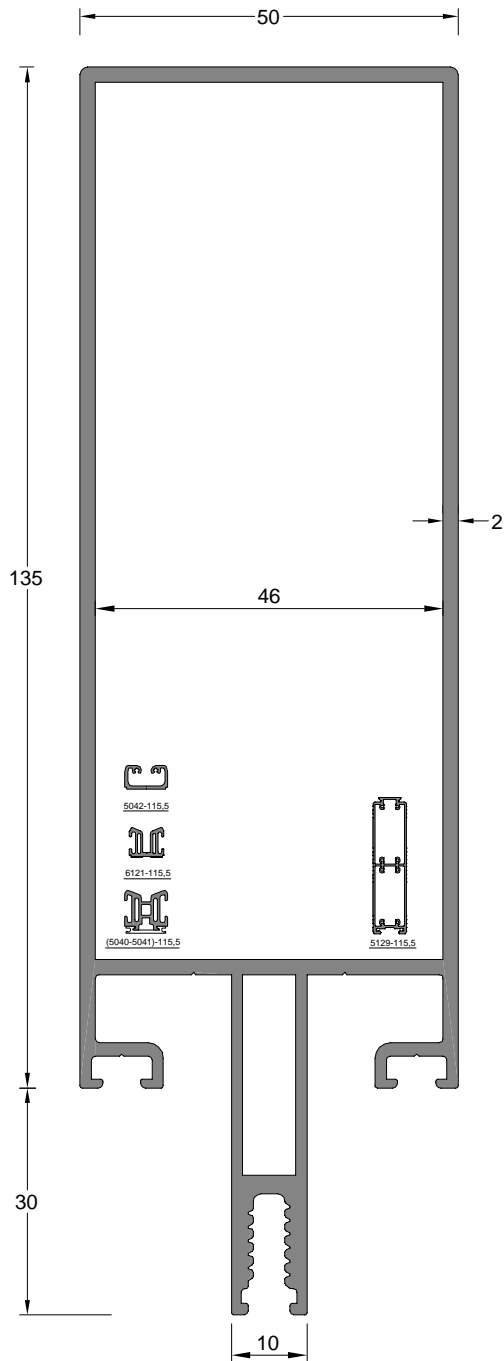
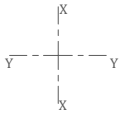
Dü ey Profili	Profil Kodu	(kg/mt)	Jx cm ⁴	Jy cm ⁴
MULLION PROFILE	Profile Code	Weight		
	5002	2,175	176,57	28,51



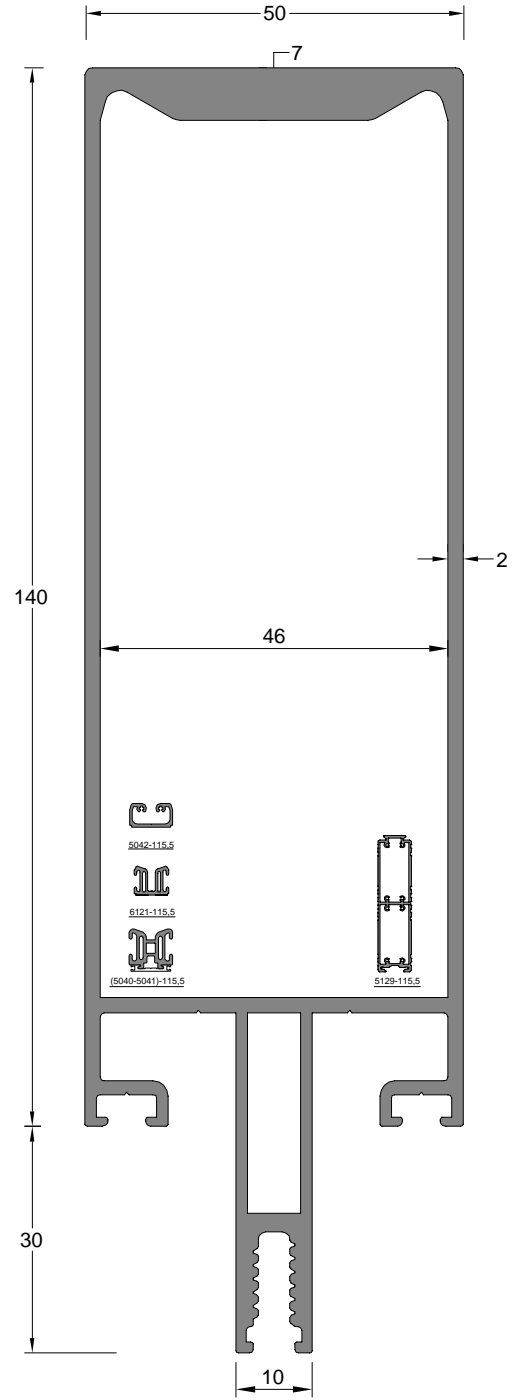
Dü ey Profili	Profil Kodu	(kg/mt)	Jx cm ⁴	Jy cm ⁴
MULLION PROFILE	Profile Code	Weight		
	7901	2,290	185,74	30,53



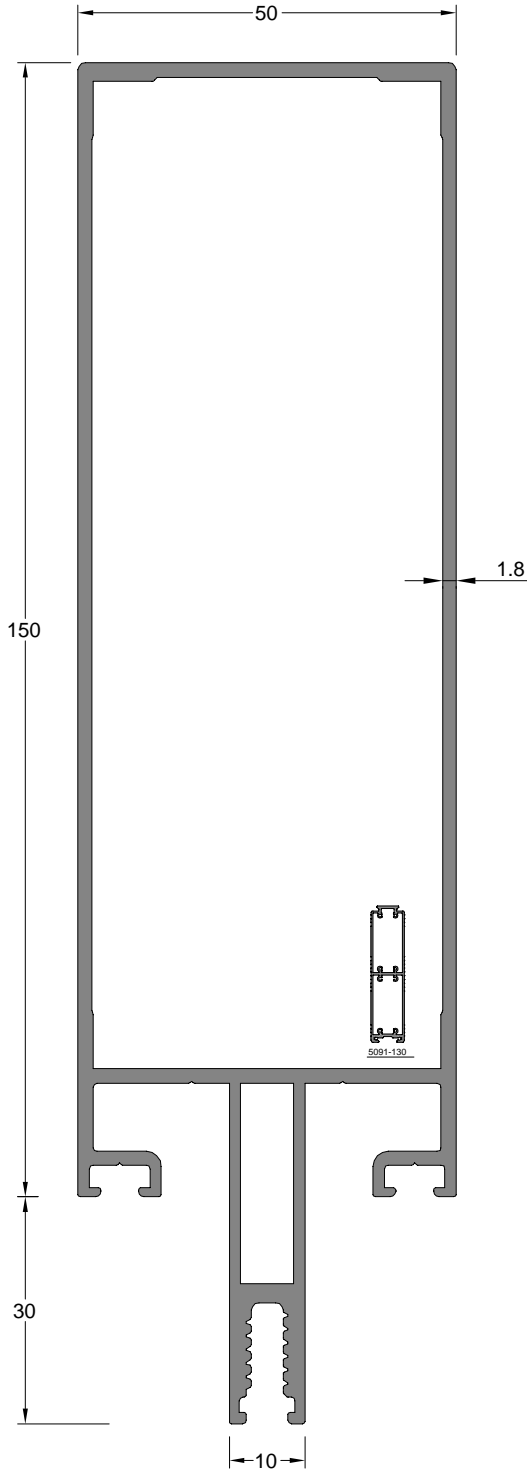
Dü ey Profili	Profil Kodu	(kg/mt)	Jx cm ⁴	Jy cm ⁴
MULLION PROFILE	Profile Code	Weight		
	5003	2,950	298,69	36,03



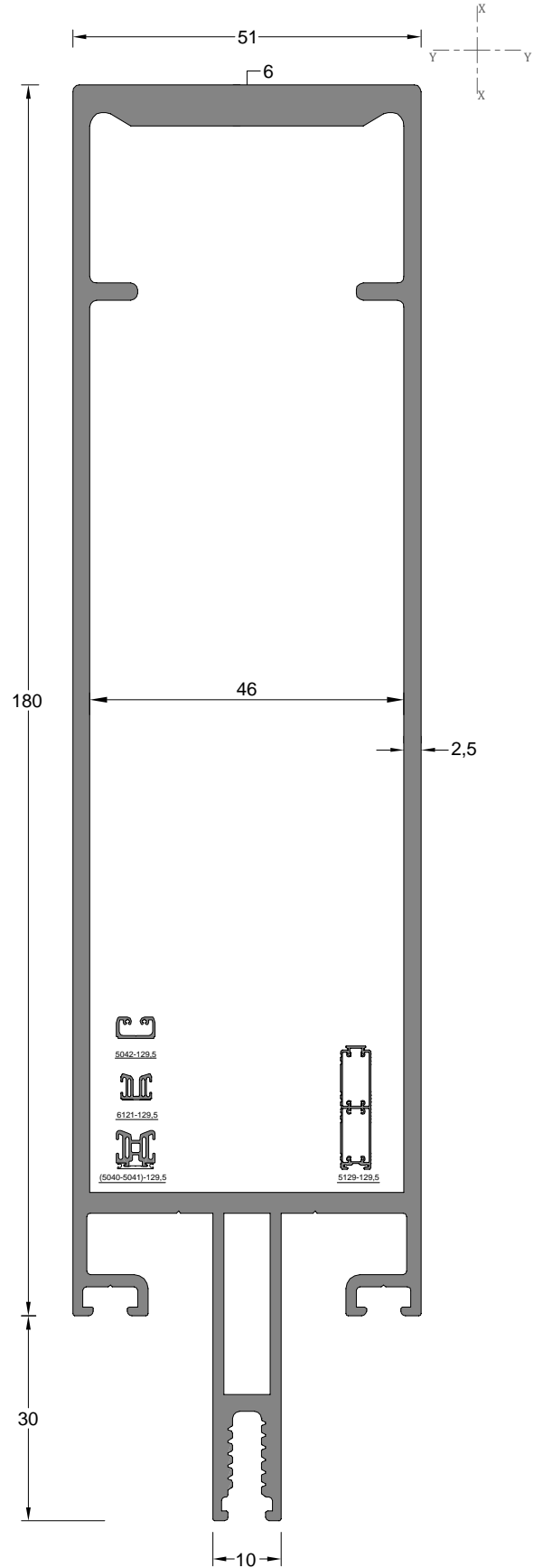
Dü ey Profili MULLION PROFILE	Profil Kodu Profile Code	(kg/mt) Weight	Jx cm ⁴	Jy cm ⁴
	5000	2,570	254,12	36,04



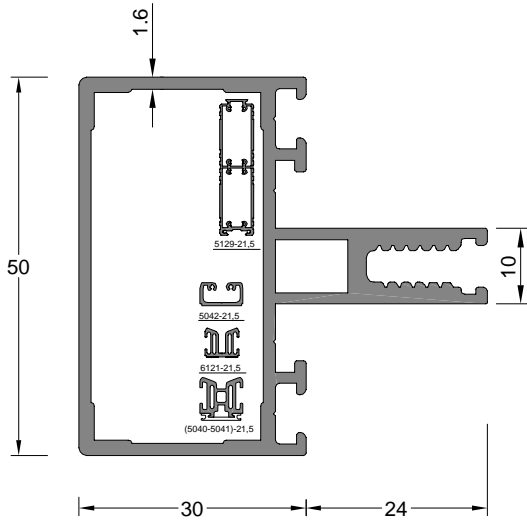
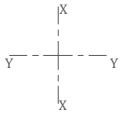
Dü ey Profili MULLION PROFILE	Profil Kodu Profile Code	(kg/mt) Weight	Jx cm ⁴	Jy cm ⁴
	5001	3,120	383,46	39,49



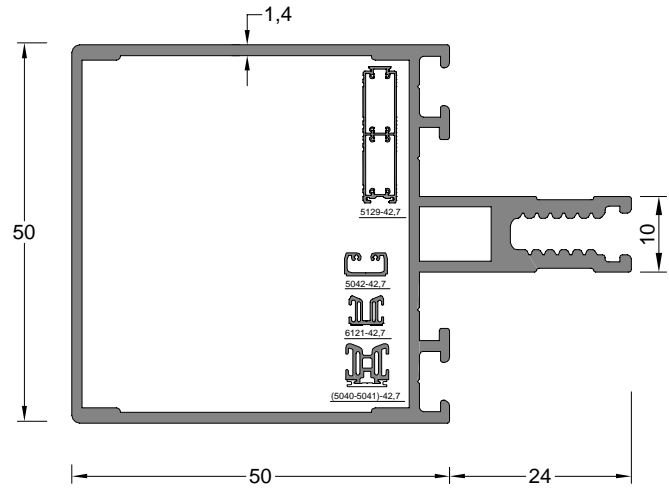
Dü ey Profili MULLION PROFILE	Profil Kodu Profile Code	(kg/mt) Weight	Jx cm ⁴	Jy cm ⁴
	5078	2,644	322,58	37,31



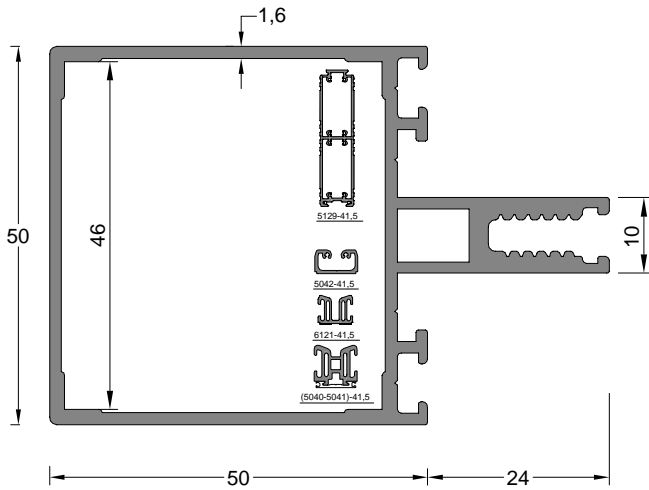
Dü ey Profili MULLION PROFILE	Profil Kodu Profile Code	(kg/mt) Weight	Jx cm ⁴	Jy cm ⁴
	5090	4,220	743,12	62,06



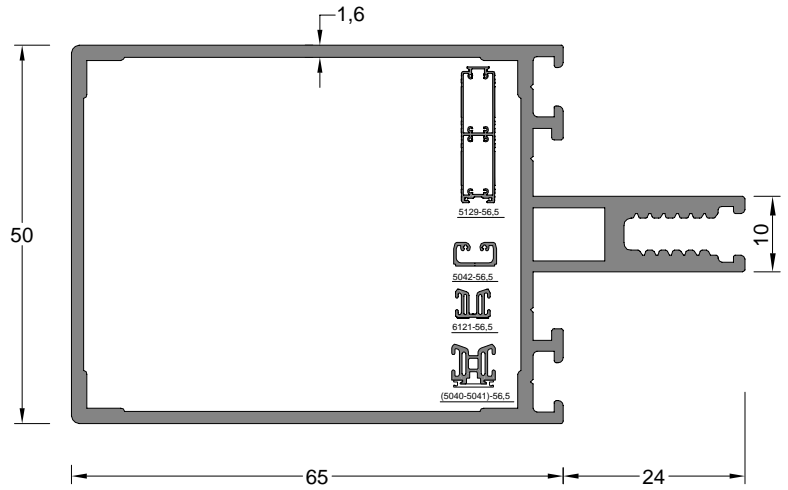
Yatay Profili	Profil Kodu Profile Code	(kg/mt) Weight	Jx cm ⁴	Jy cm ⁴
TRANSOM PROFILE	5013	1,120	10,22	9,86



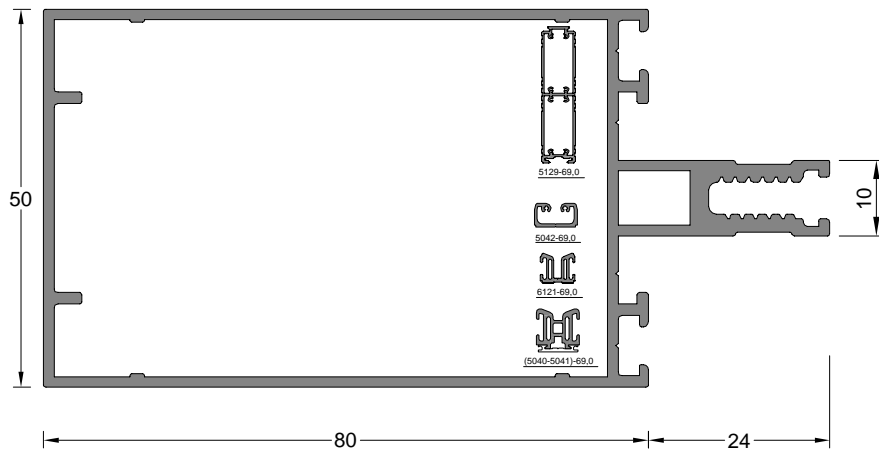
Yatay Profili	Profil Kodu Profile Code	(kg/mt) Weight	Jx cm ⁴	Jy cm ⁴
TRANSOM PROFILE	5122	1,150	22,32	12,13



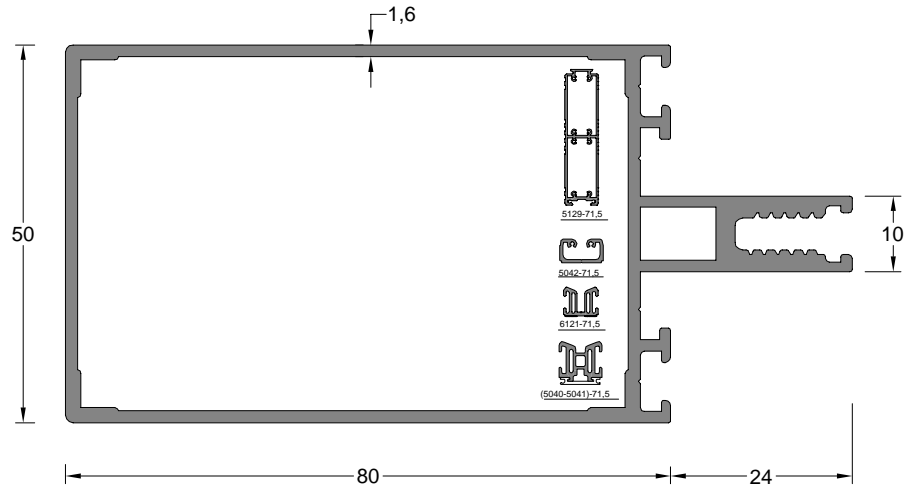
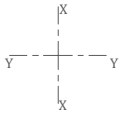
Yatay Profili	Profil Kodu Profile Code	(kg/mt) Weight	Jx cm ⁴	Jy cm ⁴
TRANSOM PROFILE	5012	1,290	25,19	13,61



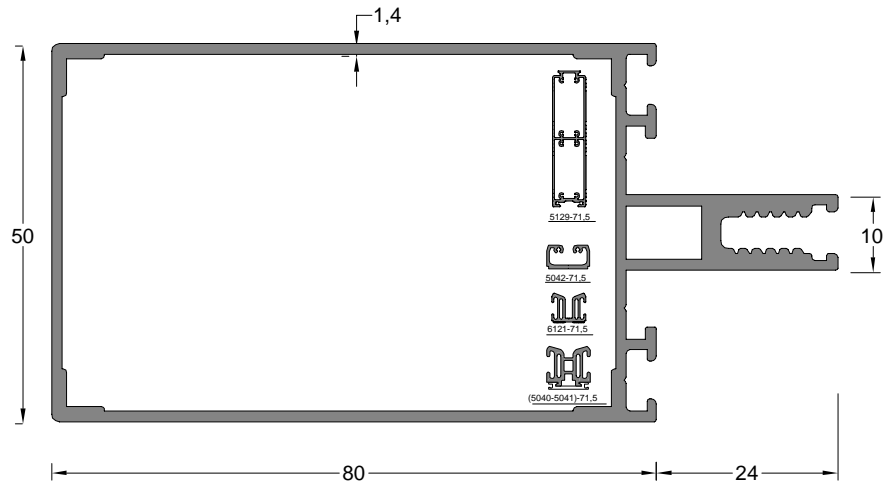
Yatay Profili	Profil Kodu Profile Code	(kg/mt) Weight	Jx cm ⁴	Jy cm ⁴
TRANSOM PROFILE	5011	1,440	42,50	16,42



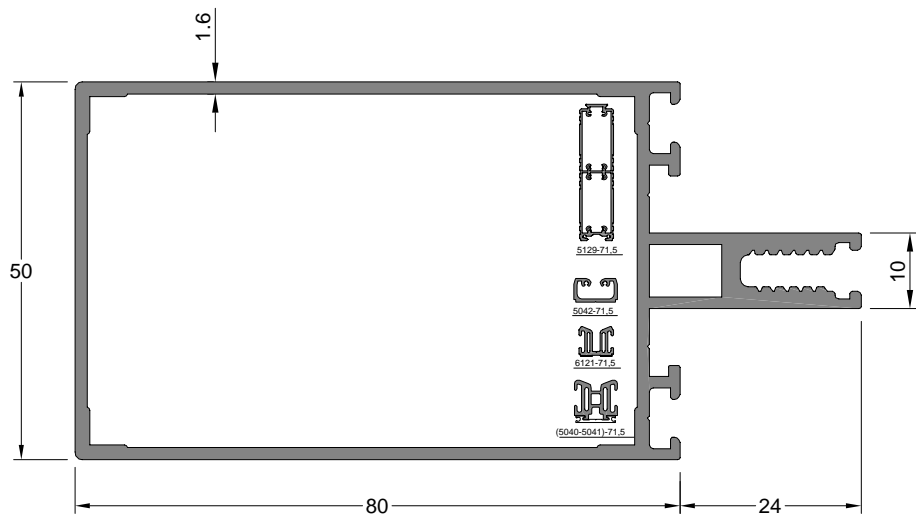
Yatay Profili	Profil Kodu Profile Code	(kg/mt) Weight	Jx cm ⁴	Jy cm ⁴
TRANSOM PROFILE	5120	1,380	59,17	16,83



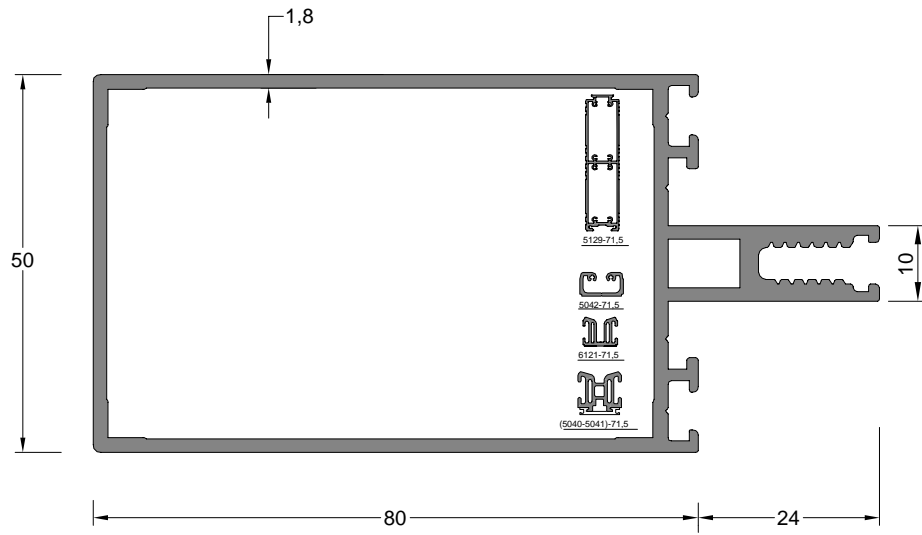
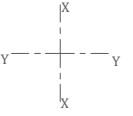
Yatay Profili	Profil Kodu Profile Code	(kg/mt) Weight	Jx cm ⁴	Jy cm ⁴
TRANSOM PROFILE	5010	1,550	65,68	19,24



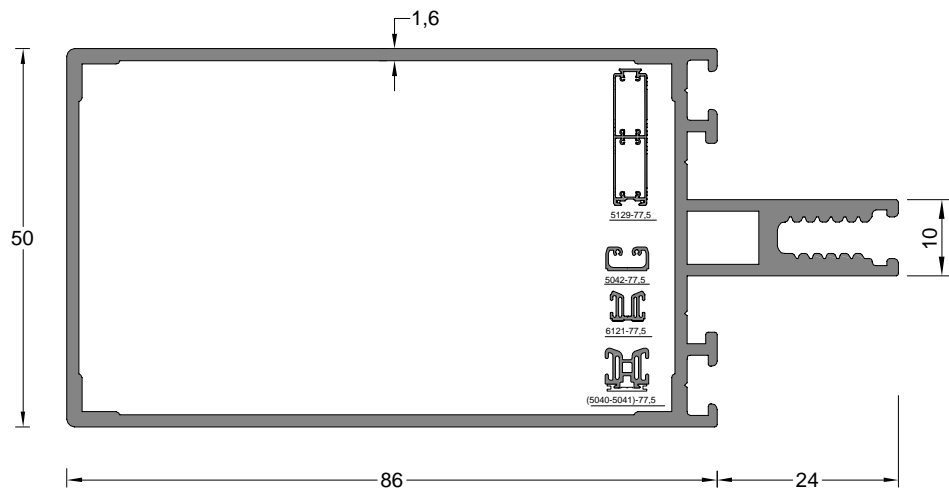
Yatay Profili	Profil Kodu Profile Code	(kg/mt) Weight	Jx cm ⁴	Jy cm ⁴
TRANSOM PROFILE	9650	1,440	61,95	17,66



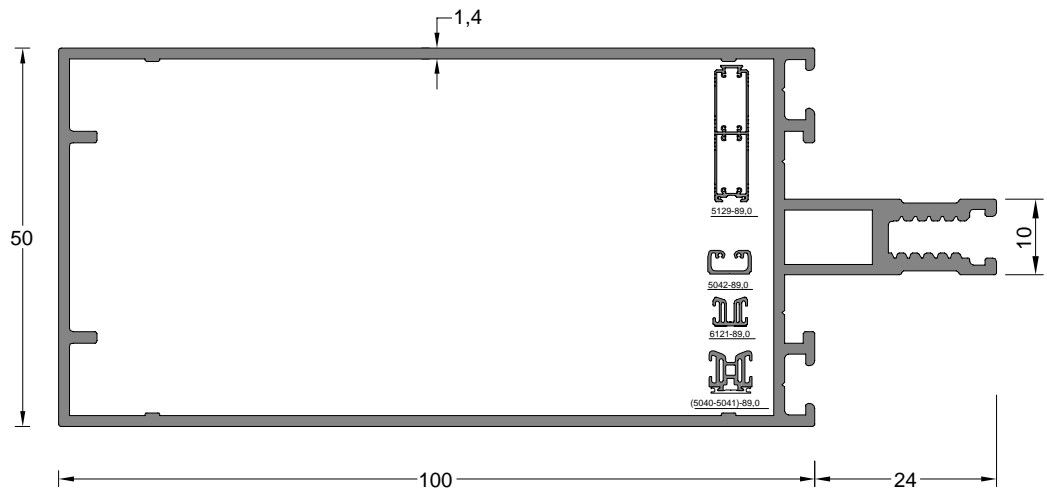
Yatay Profil	Profil Kodu Profile Code	(kg/mt) Weight	Jx cm ⁴	Jy cm ⁴
FRAME PROFILE	5126	1,600	65,30	19,25



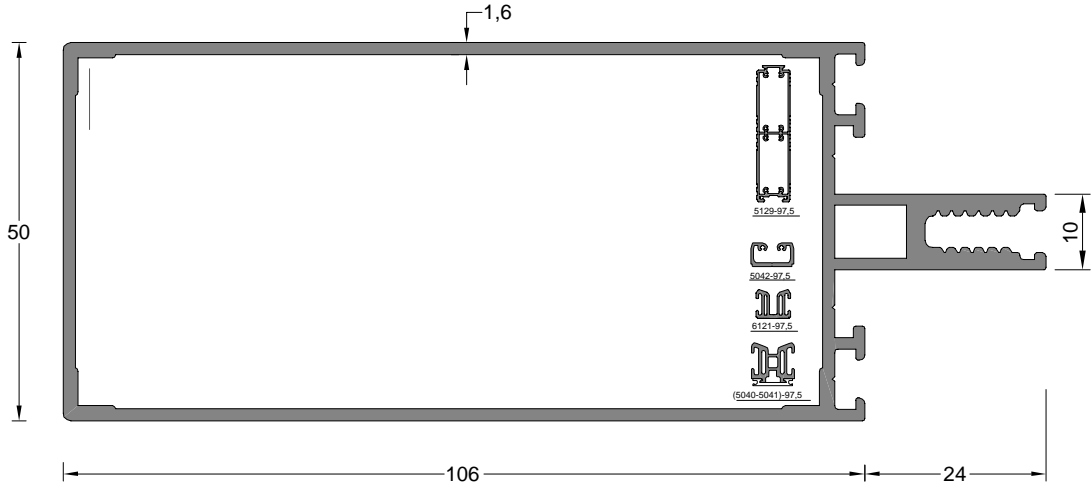
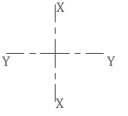
Yatay Profili	Profil Kodu Profile Code	(kg/mt) Weight	Jx cm ⁴	Jy cm ⁴
TRANSOM PROFILE	5125	1,699	69,45	20,75



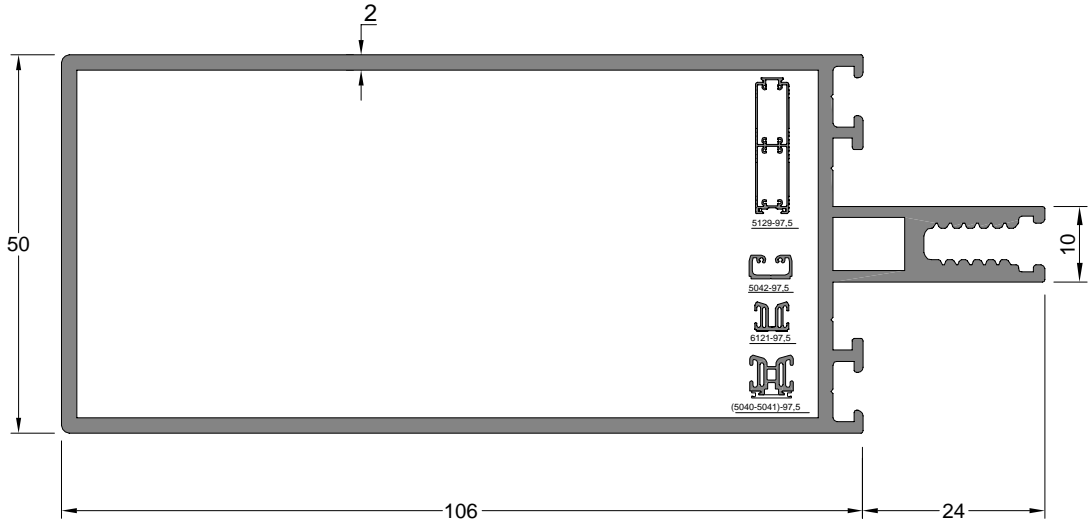
Yatay Profili	Profil Kodu Profile Code	(kg/mt) Weight	Jx cm ⁴	Jy cm ⁴
TRANSOM PROFILE	5121	1,600	76,72	20,36



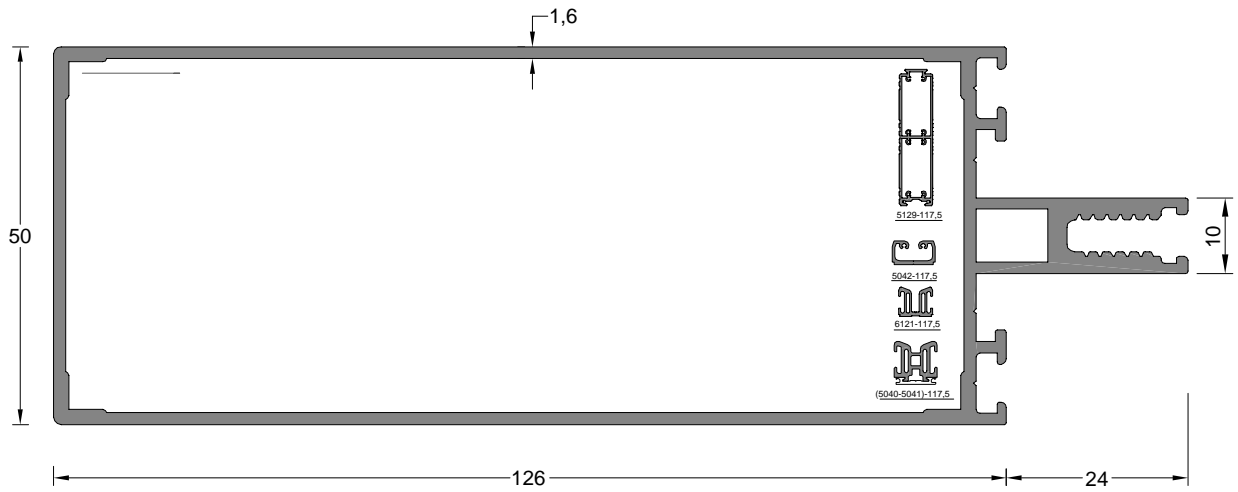
Yatay Profili	Profil Kodu Profile Code	(kg/mt) Weight	Jx cm ⁴	Jy cm ⁴
TRANSOM PROFILE	8454	1,520	95,82	20,14



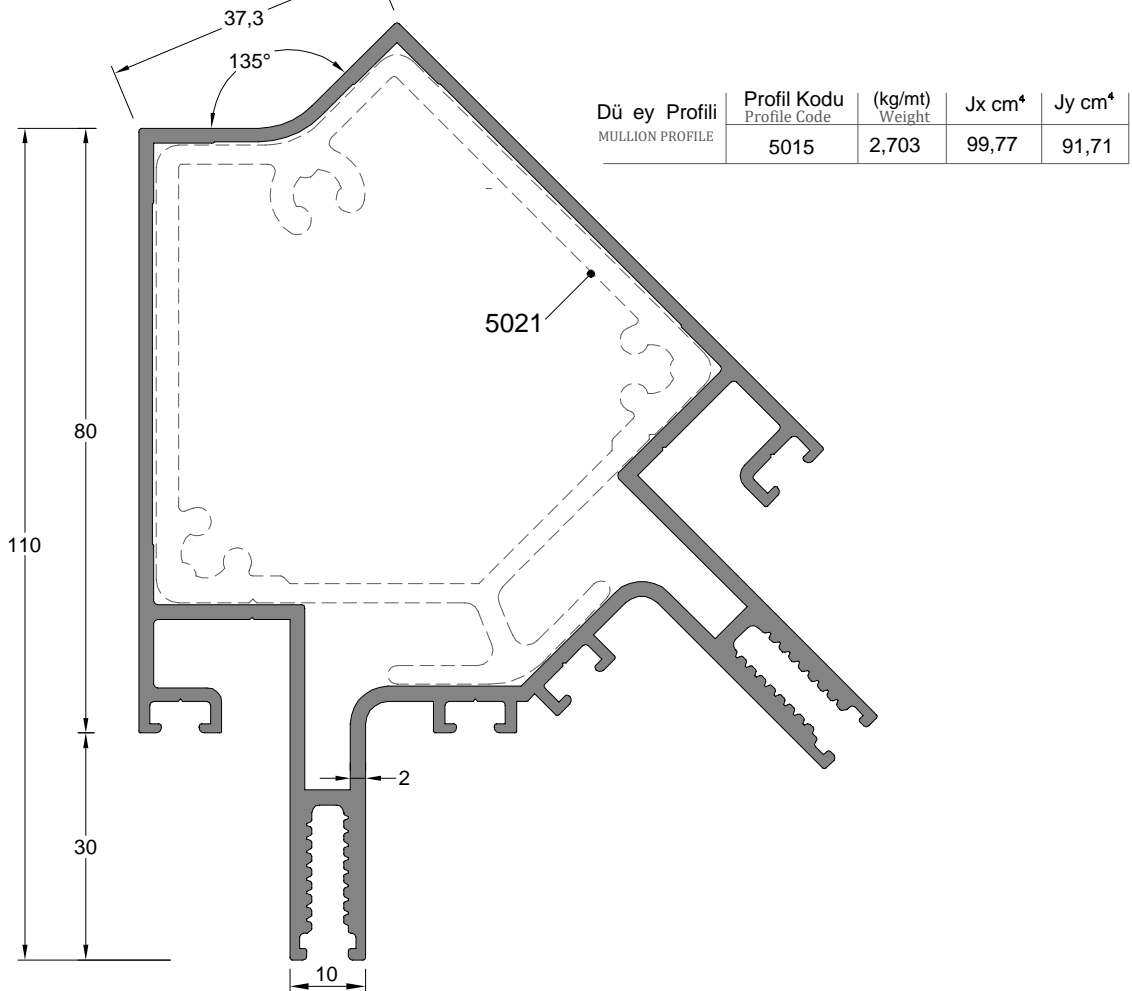
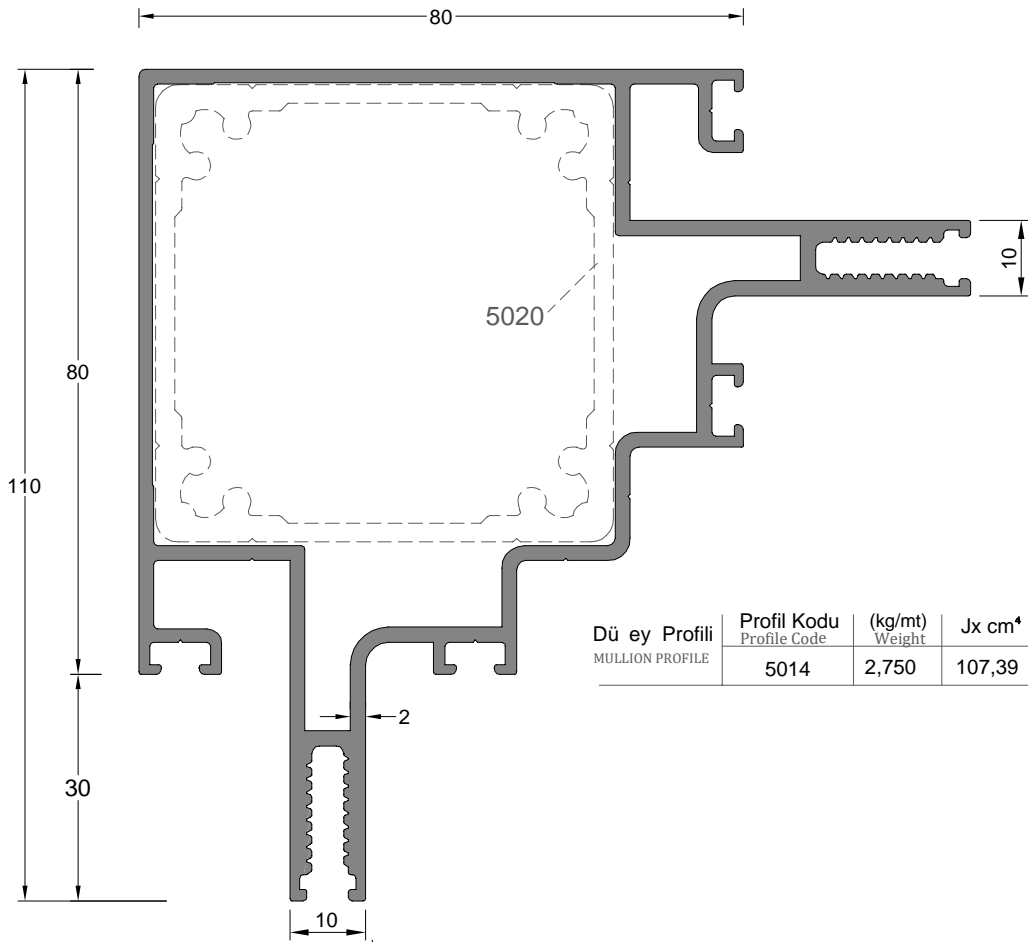
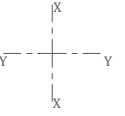
Yatay Profili	Profil Kodu Profile Code	(kg/mt) Weight	Jx cm ⁴	Jy cm ⁴
TRANSOM PROFILE	5096	1,770	121,46	24,11

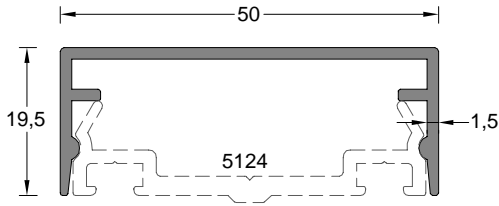
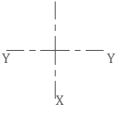


Yatay Profili	Profil Kodu Profile Code	(kg/mt) Weight	Jx cm ⁴	Jy cm ⁴
TRANSOM PROFILE	9733	2,050	138,40	28,24

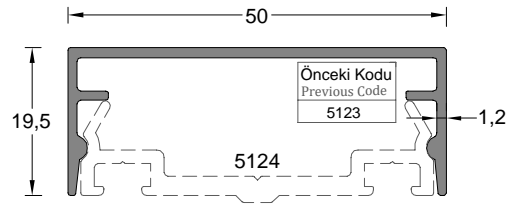


Yatay Profili	Profil Kodu Profile Code	(kg/mt) Weight	Jx cm ⁴	Jy cm ⁴
TRANSOM PROFILE	5095	1,940	179,39	28,24

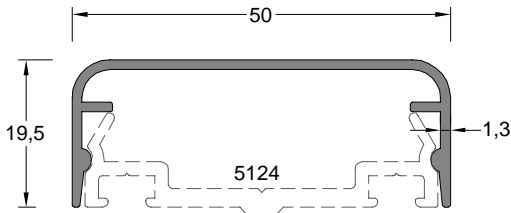




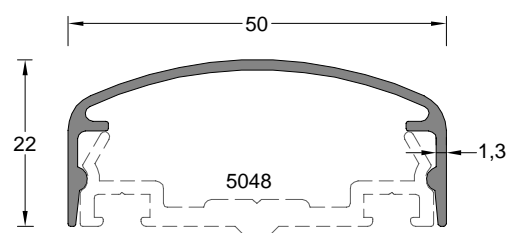
Kapak Profili COVER PROFILE	Profil Kodu Profile Code	(kg/mt) Weight
	2006	0,385



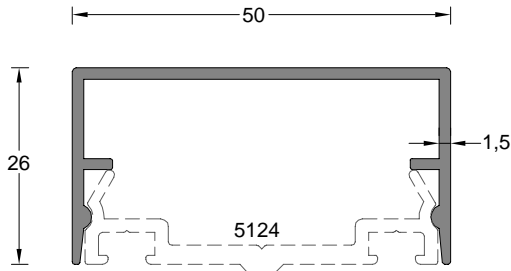
Kapak Profili COVER PROFILE	Profil Kodu Profile Code	(kg/mt) Weight
	5123	0,341



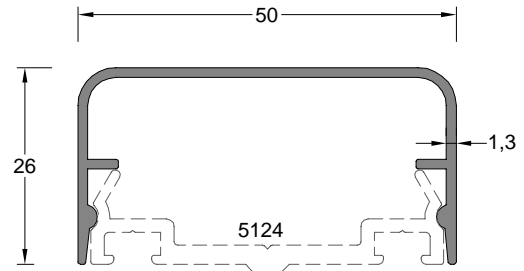
Kapak Profili COVER PROFILE	Profil Kodu Profile Code	(kg/mt) Weight
	5046	0,334



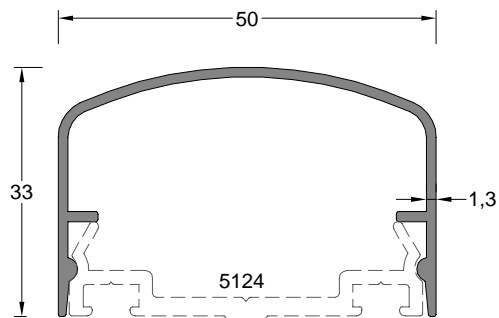
Kapak Profili COVER PROFILE	Profil Kodu Profile Code	(kg/mt) Weight
	2049	0,331



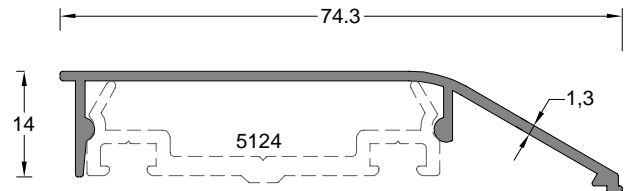
Kapak Profili COVER PROFILE	Profil Kodu Profile Code	(kg/mt) Weight
	2009	0,439



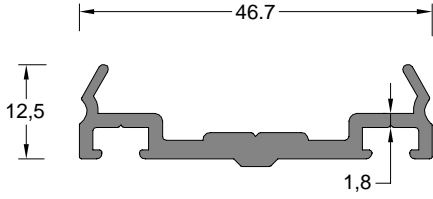
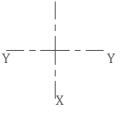
Kapak Profili COVER PROFILE	Profil Kodu Profile Code	(kg/mt) Weight
	5045	0,380



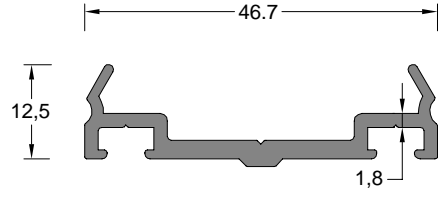
Kapak Profili COVER PROFILE	Profil Kodu Profile Code	(kg/mt) Weight
	2050	0,403



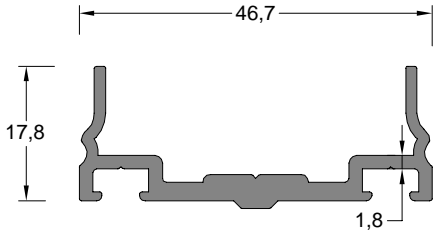
Kapak Profili COVER PROFILE	Profil Kodu Profile Code	(kg/mt) Weight
	5047	0,367



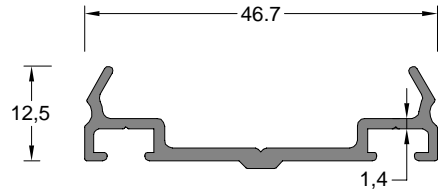
Kapak Altı Profili COVER UNDER PROFILE	Profile Code	Weight
	5048	0,466



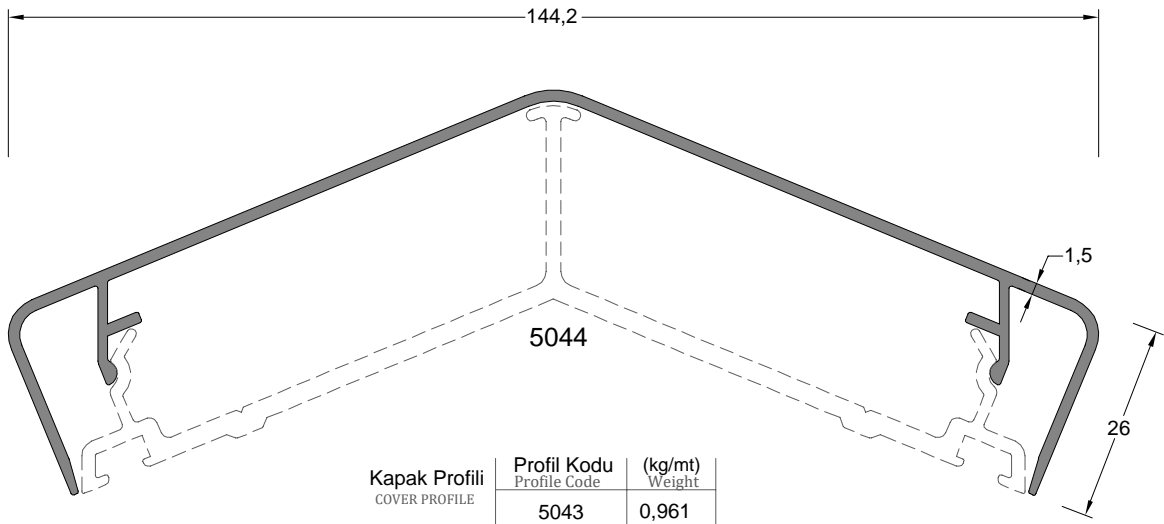
Kapak Altı Profili COVER UNDER PROFILE	Profile Code	Weight
	5124	0,430



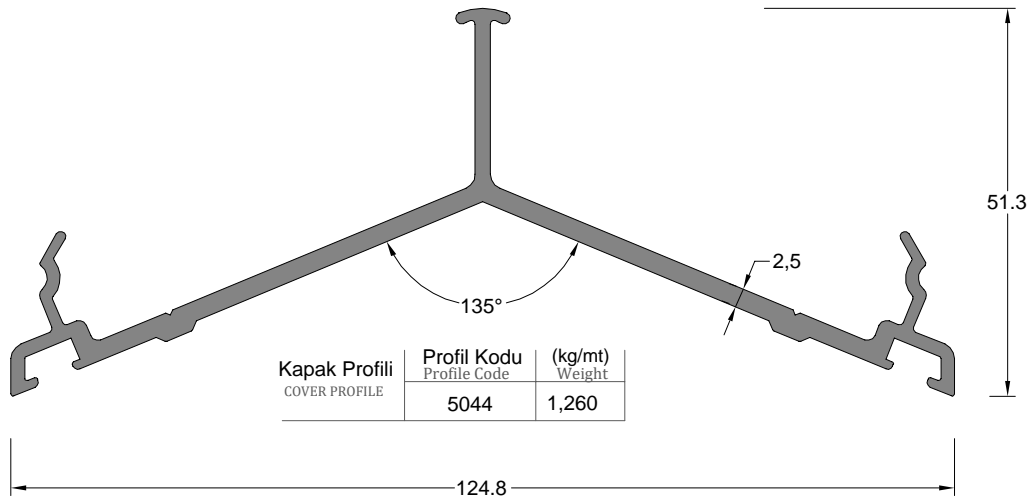
Kapak Altı Profili COVER UNDER PROFILE	Profile Code	Weight
	5052	0,515



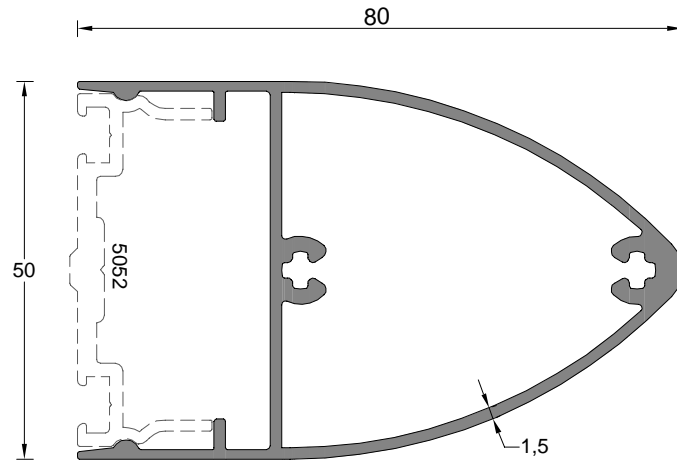
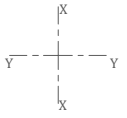
Kapak Altı Profili COVER UNDER PROFILE	Profile Code	Weight
	7619	0,337



Kapak Profili COVER PROFILE	Profil Kodu Profile Code	(kg/mt) Weight
	5043	0,961

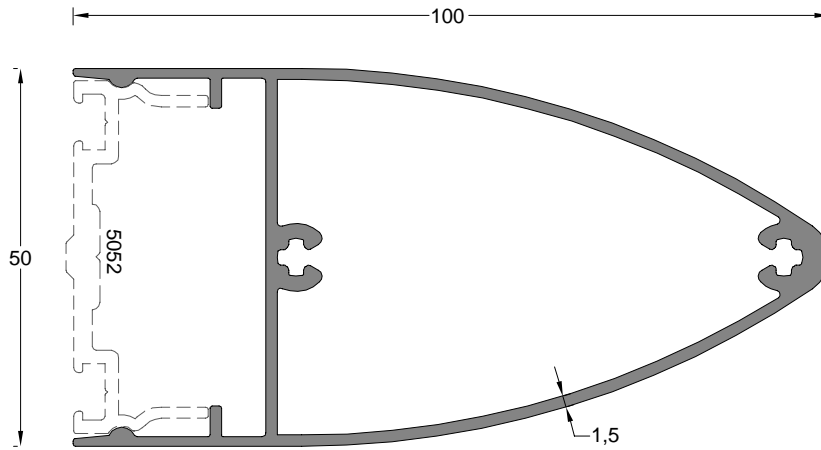


Kapak Profili COVER PROFILE	Profil Kodu Profile Code	(kg/mt) Weight
	5044	1,260



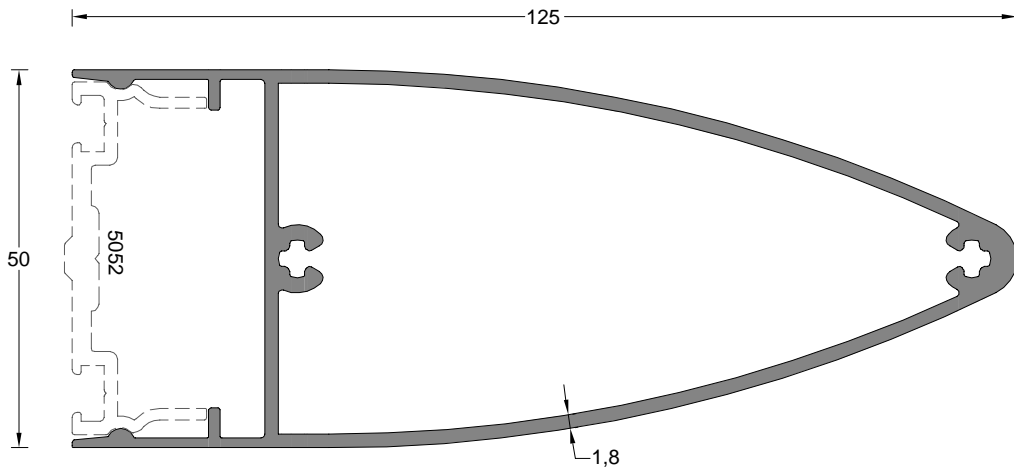
Badem Kapak Profili
Almond Cover Profile

Profil Kodu Profile Code	(kg/mt) Weight
5080	1,106



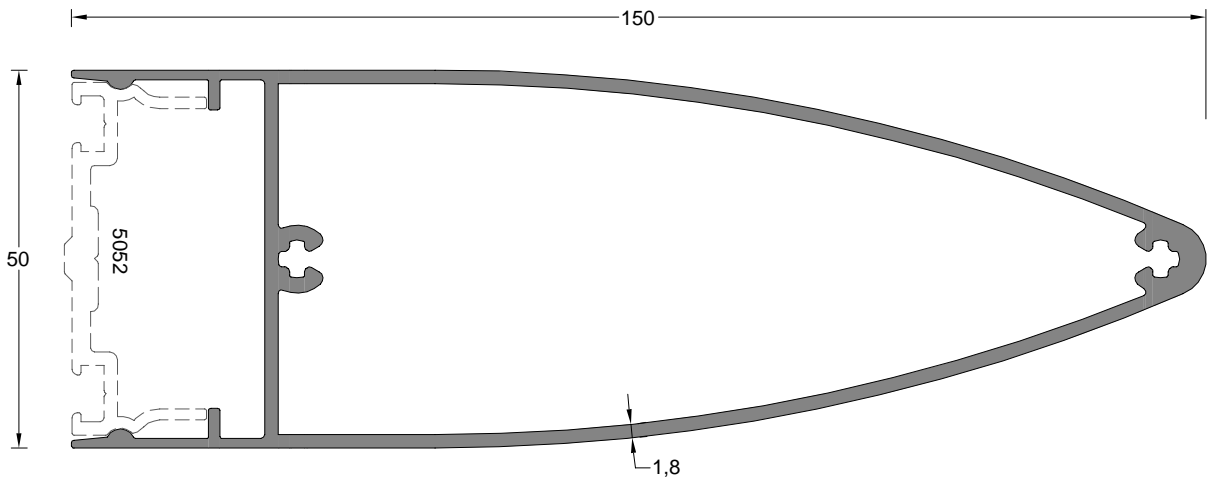
Badem Kapak Profili
Almond Cover Profile

Profil Kodu Profile Code	(kg/mt) Weight
5051	1,253



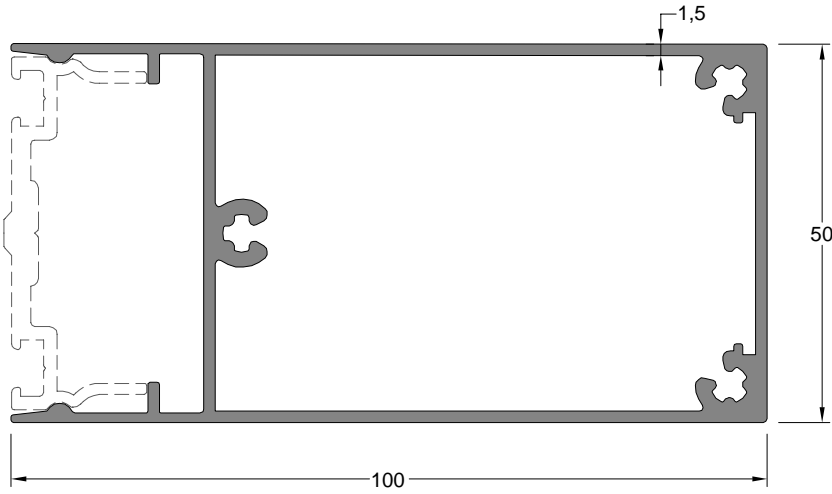
Badem Kapak Profili
Almond Cover Profile

Profil Kodu Profile Code	(kg/mt) Weight
5050	1,635



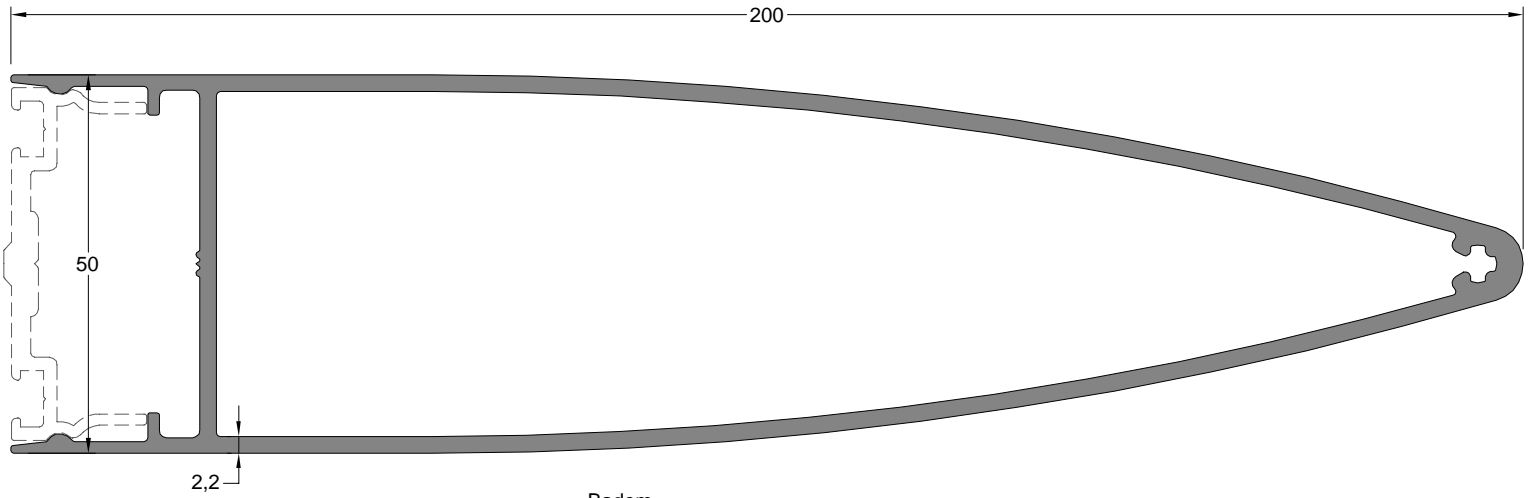
**Badem
Kapak
Profili**
Almond
Cover Profile

Profil Kodu Profile Code	(kg/mt) Weight
5049	1,873



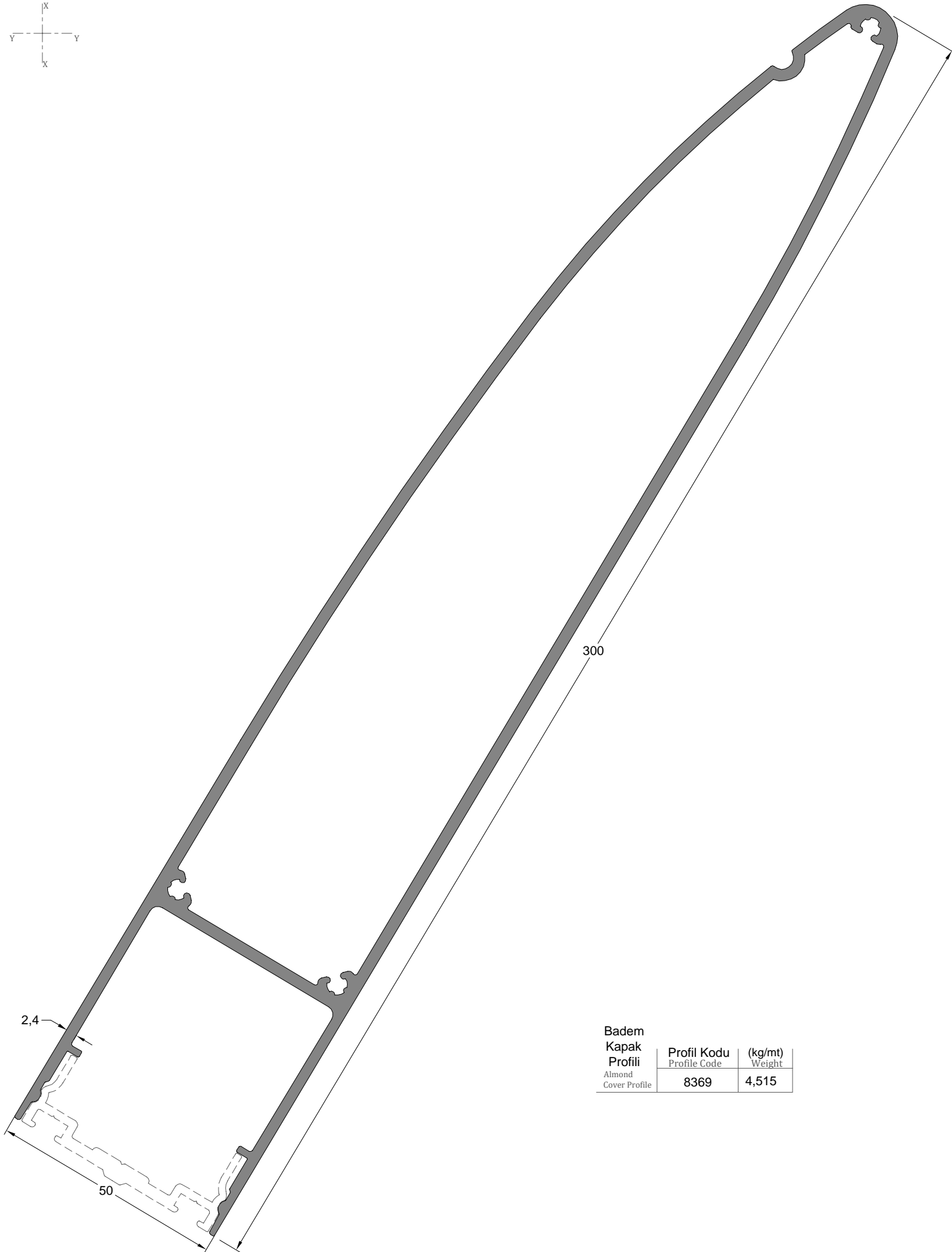
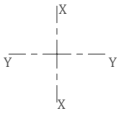
**Badem
Kapak
Profili**
Almond
Cover Profile

Profil Kodu Profile Code	(kg/mt) Weight
9691	1,498

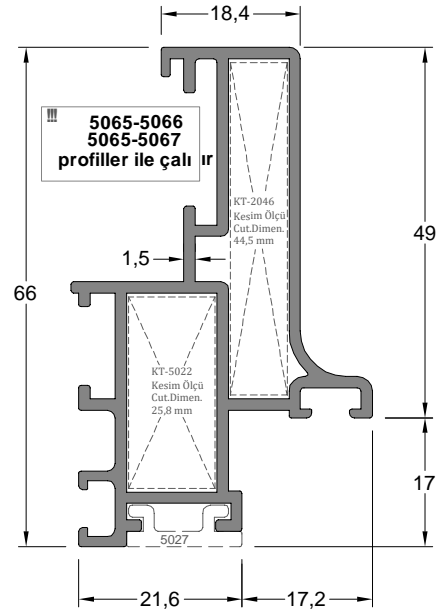
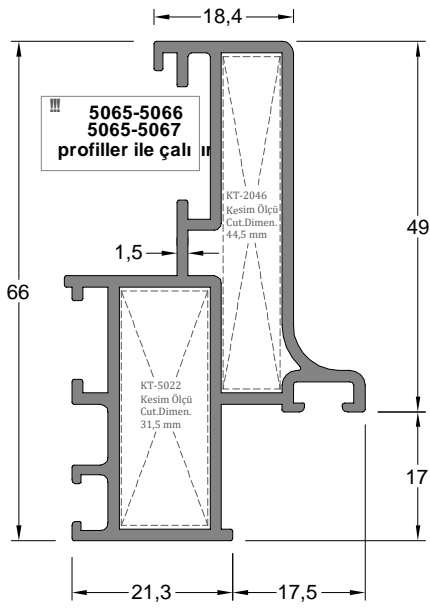
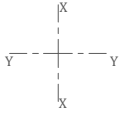


**Badem
Kapak
Profili**
Almond
Cover Profile

Profil Kodu Profile Code	(kg/mt) Weight
10065	2,719



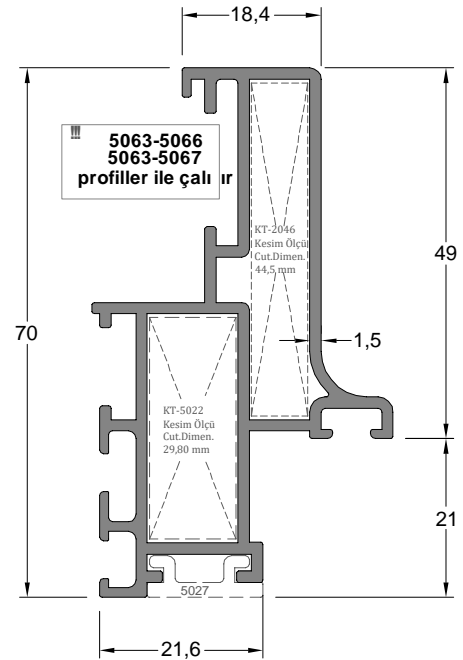
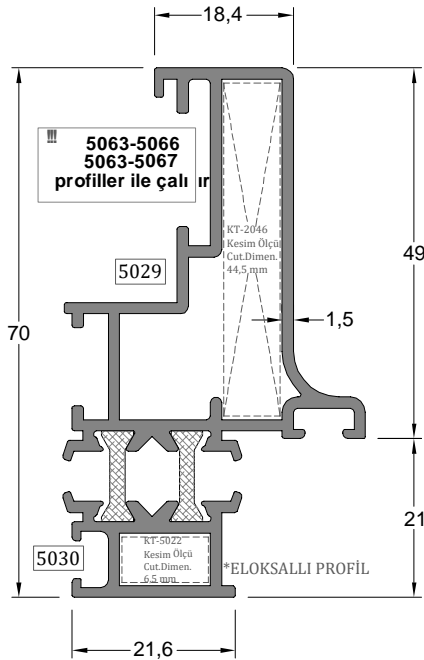
Badem Kapak Profili Almond Cover Profile	Profil Kodu Profile Code	(kg/mt) Weight
	8369	4,515



*ELOKSALLI PROFİL

Kaset Profili Casedde Profile	Profil Kodu Profile Code	(kg/mt) Weight	Jx cm ⁴	Jy cm ⁴
	5088	1,027	14,72	3,63

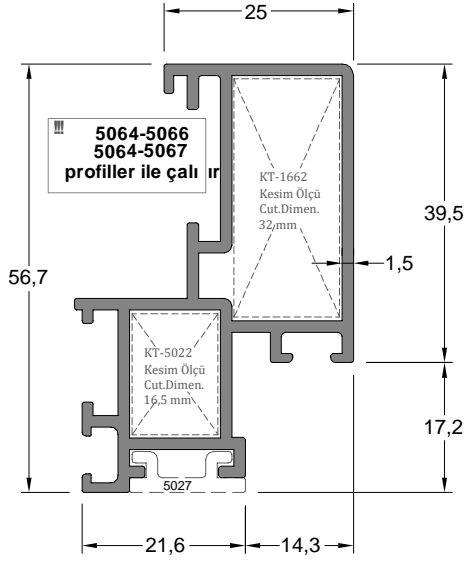
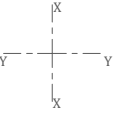
Kaset Profili Casedde Profile	Profil Kodu Profile Code	(kg/mt) Weight	Jx cm ⁴	Jy cm ⁴
	5028	1,037	14,32	3,66



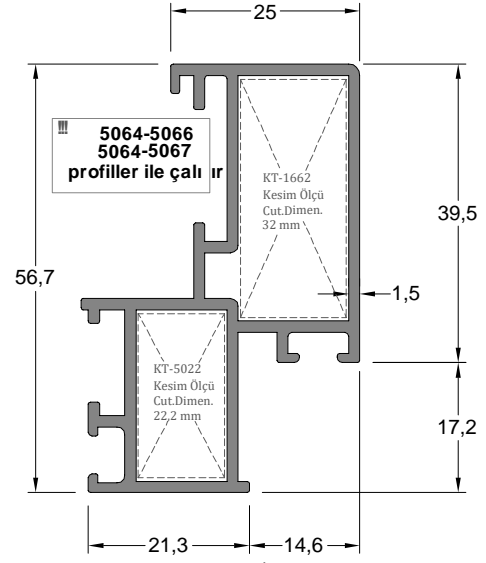
*ELOKSALLI PROFİL

Kaset Profili Casedde Profile	Profil Kodu Profile Code	(kg/mt) Weight	Jx cm ⁴	Jy cm ⁴
	5029-5030	1,262	20,07	4,50

Kaset Profili Casedde Profile	Profil Kodu Profile Code	(kg/mt) Weight	Jx cm ⁴	Jy cm ⁴
	5031	1,093	16,71	3,98

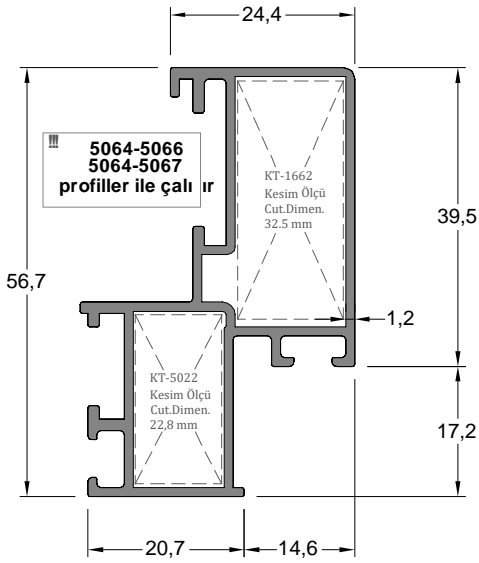


Kaset Profili Casedde Profile	Profil Kodu Profile Code	(kg/mt) Weight	Jx cm ⁴	Jy cm ⁴
	5062	0,918	10,08	3,91



*ELOKSALLI PROFİL

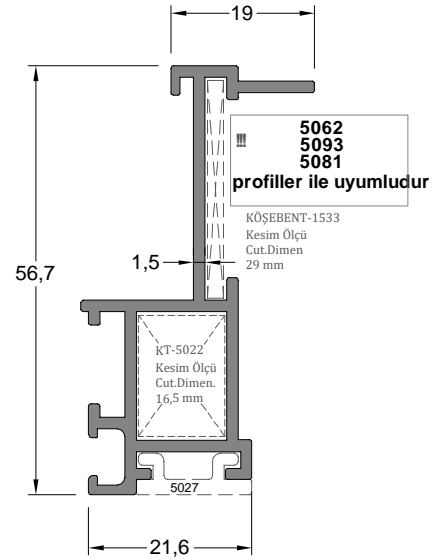
Kaset Profili Casedde Profile	Profil Kodu Profile Code	(kg/mt) Weight	Jx cm ⁴	Jy cm ⁴
	5081	0,908	10,46	3,87



** Mat Eloksal Olacaktır.

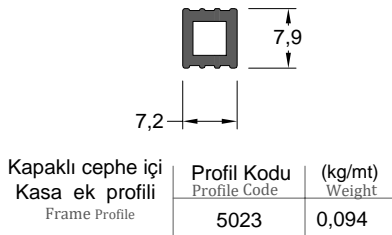
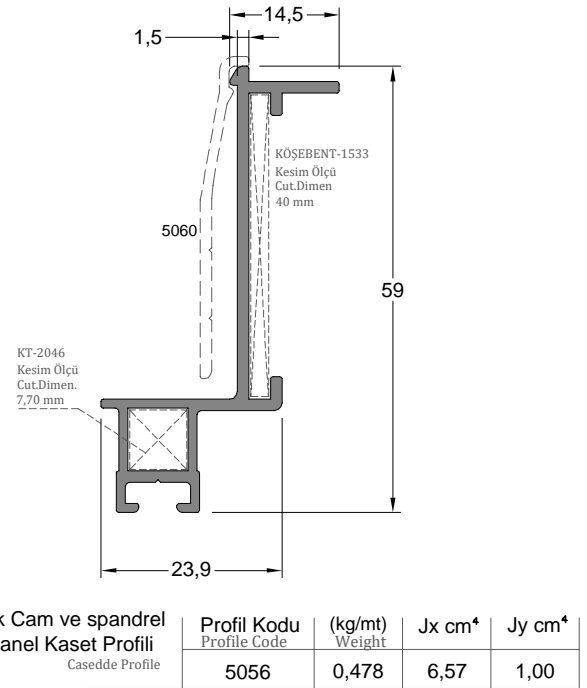
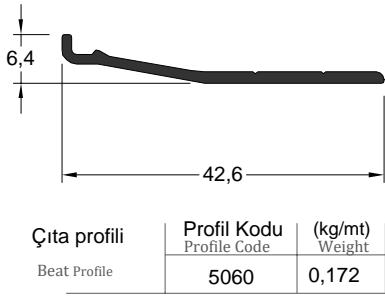
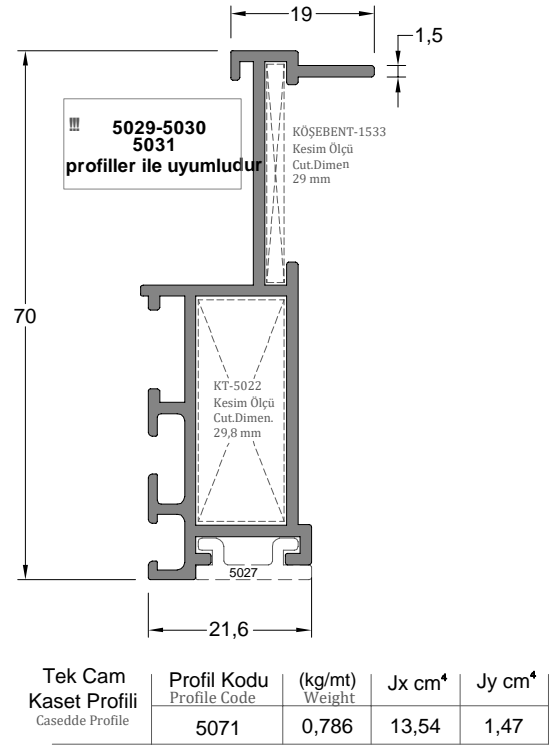
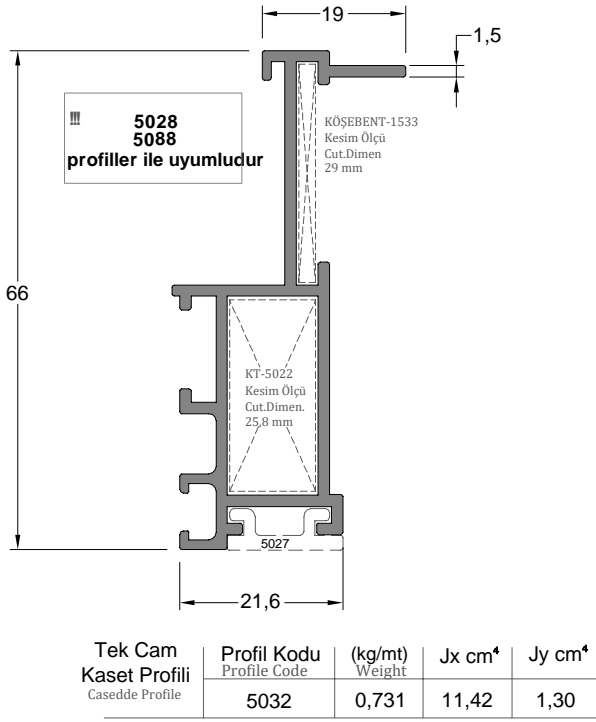
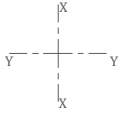
*ELOKSALLI PROFİL

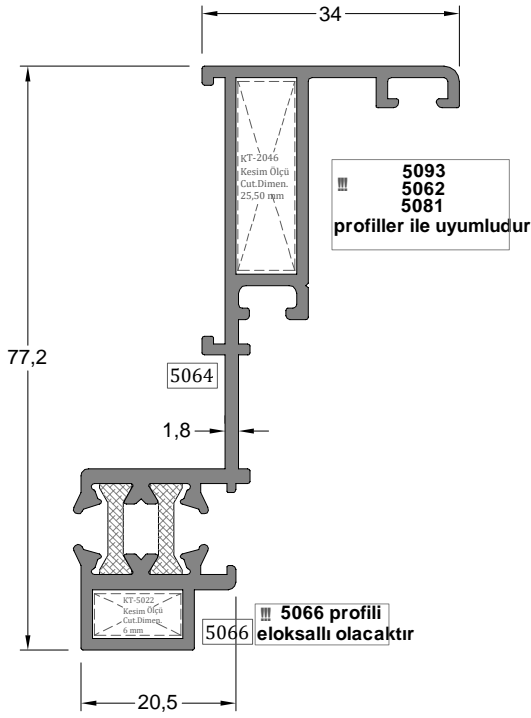
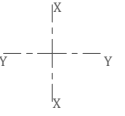
Kaset Profili Casedde Profile	Profil Kodu Profile Code	(kg/mt) Weight	Jx cm ⁴	Jy cm ⁴
	5093	0,760	8,86	3,21



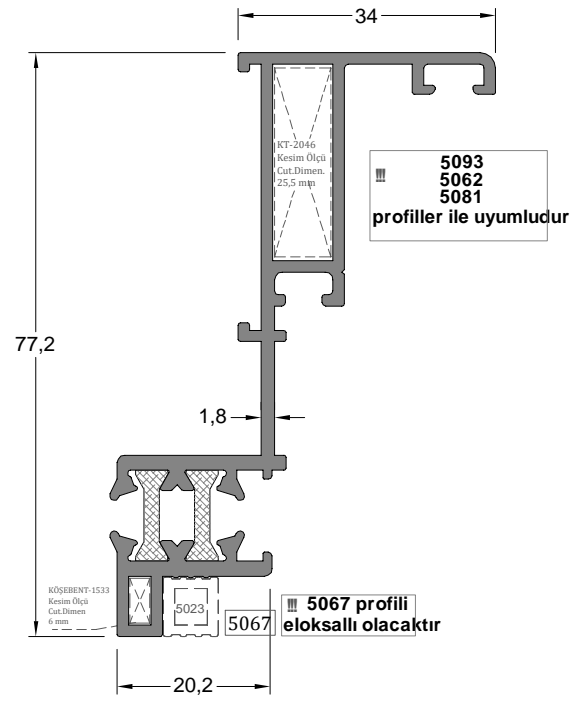
Tek Cam

Kaset Profili Casedde Profile	Profil Kodu Profile Code	(kg/mt) Weight	Jx cm ⁴	Jy cm ⁴
	5068	0,638	7,65	1,11

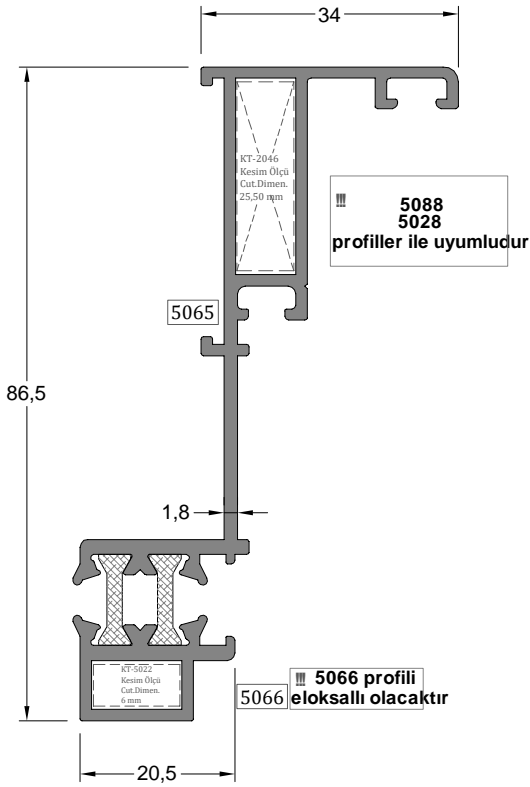




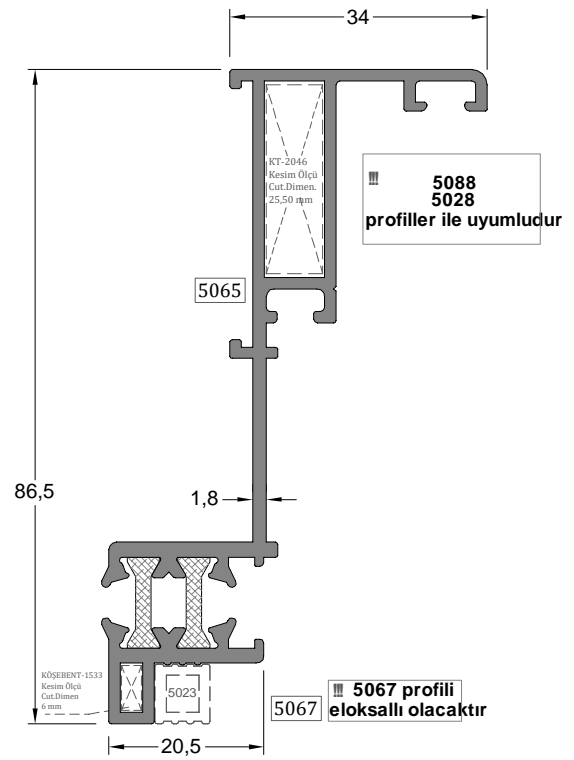
Kapaklı cephe içi Kasa Profili Frame Profile	Profil Kodu Profile Code	(kg/mt) Weight	Jx cm ⁴	Jy cm ⁴
	5064-5066	1,092	30,34	6,13



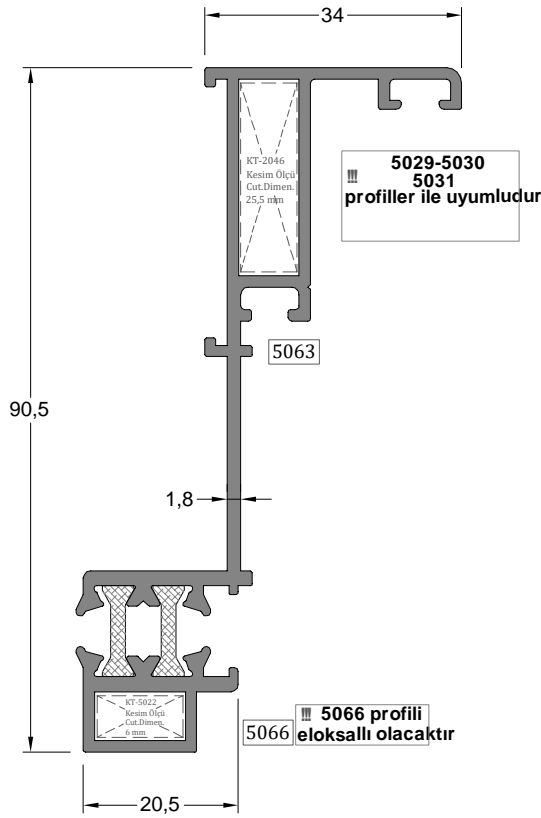
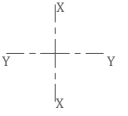
Yarı kapaklı cephe içi Kasa Profili Frame Profile	Profil Kodu Profile Code	(kg/mt) Weight	Jx cm ⁴	Jy cm ⁴
	5064-5067	1,057	28,70	6,19



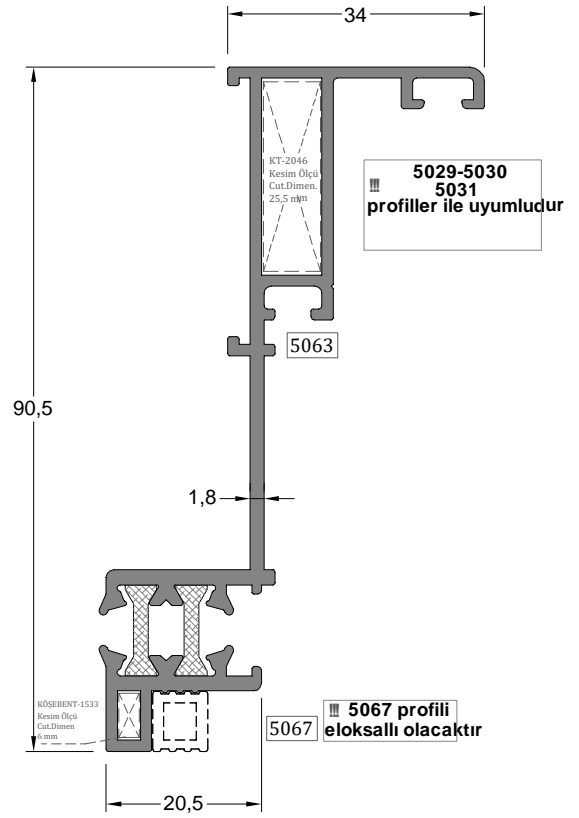
Kapaklı cephe içi Kasa Profili Frame Profile	Profil Kodu Profile Code	(kg/mt) Weight	Jx cm ⁴	Jy cm ⁴
	5065-5066	1,138	41,28	6,14



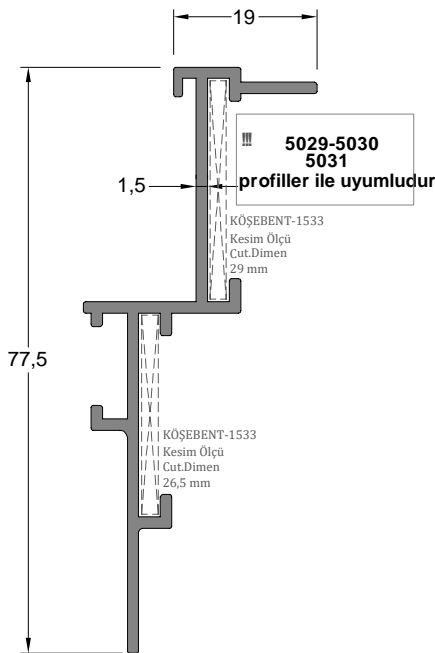
Yarı kapaklı cephe içi Kasa Profili Frame Profile	Profil Kodu Profile Code	(kg/mt) Weight	Jx cm ⁴	Jy cm ⁴
	5065-5067	1,103	39,24	6,20



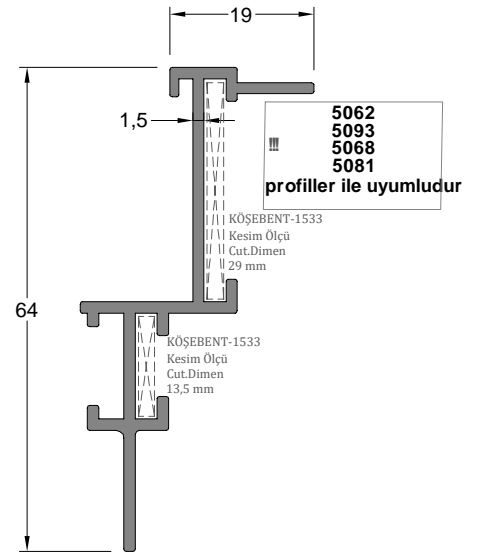
Kapaklı cephe içi kasa profili Frame Profile	Profil Kodu Profile Code	(kg/mt) Weight	Jx cm ⁴	Jy cm ⁴
	5063-5066	1,159	46,62	6,14



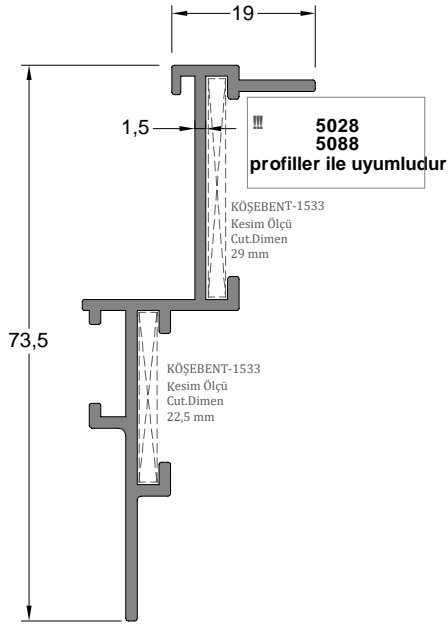
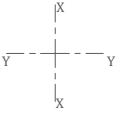
Yarı Kapaklı cephe içi kasa profili Frame Profile	Profil Kodu Profile Code	(kg/mt) Weight	Jx cm ⁴	Jy cm ⁴
	5063-5067	1,212	44,38	6,21



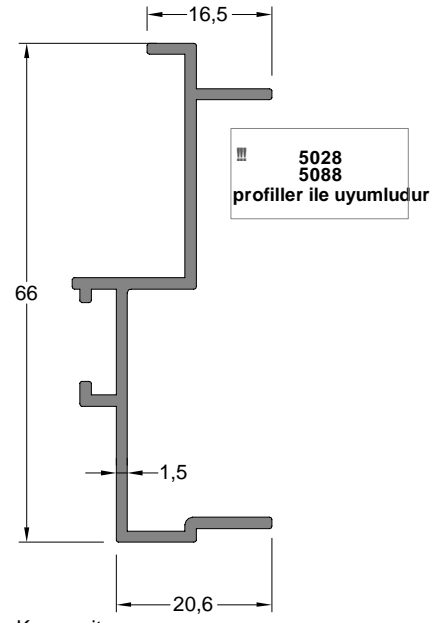
Kompozit Kaset Profili Composite Casetten Profile	Profil Kodu Profile Code	(kg/mt) Weight
	5075	0,573



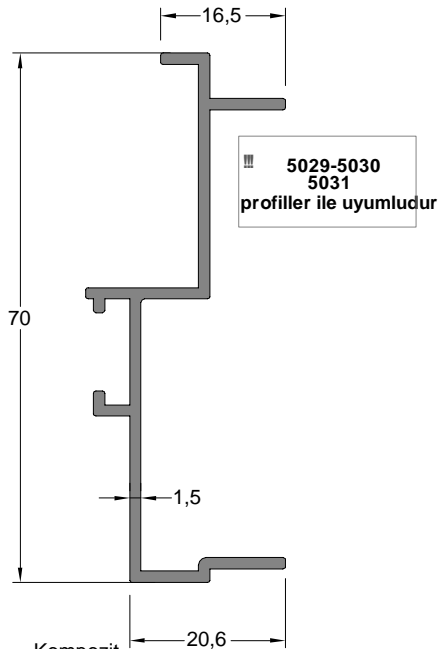
Kompozit Kaset Profili Composite Casetten Profile	Profil Kodu Profile Code	(kg/mt) Weight
	5035	0,518



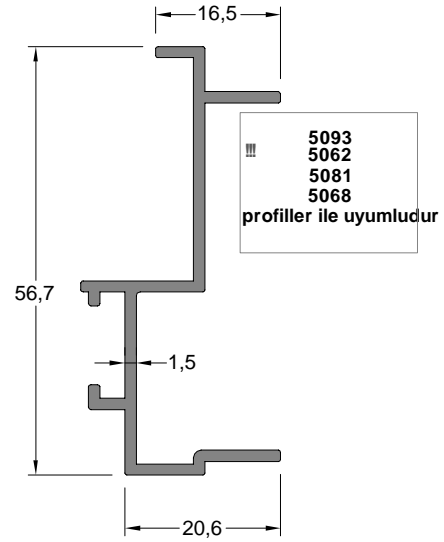
Kompozit Kaset Profili Composite Casetten Profile	Profil Kodu Profile Code	(kg/mt) Weight
	5074	0,556



Kompozit Kaset Profili Composite Casetten Profile	Profil Kodu Profile Code	(kg/mt) Weight
	5033	0,508

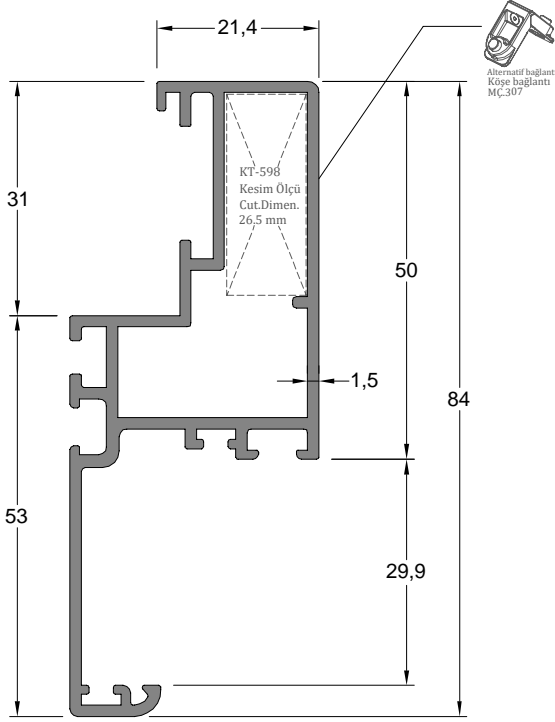
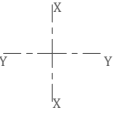


Kompozit Kaset Profili Composite Casetten Profile	Profil Kodu Profile Code	(kg/mt) Weight
	5072	0,524

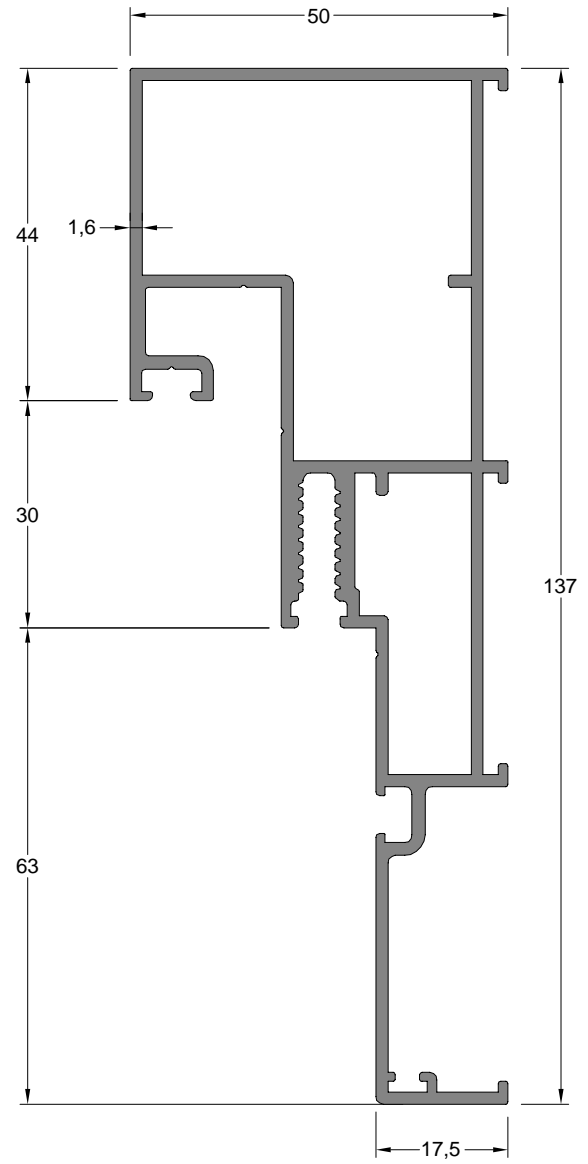


Kompozit Kaset Profili Composite Casetten Profile	Profil Kodu Profile Code	(kg/mt) Weight
	5069	0,470

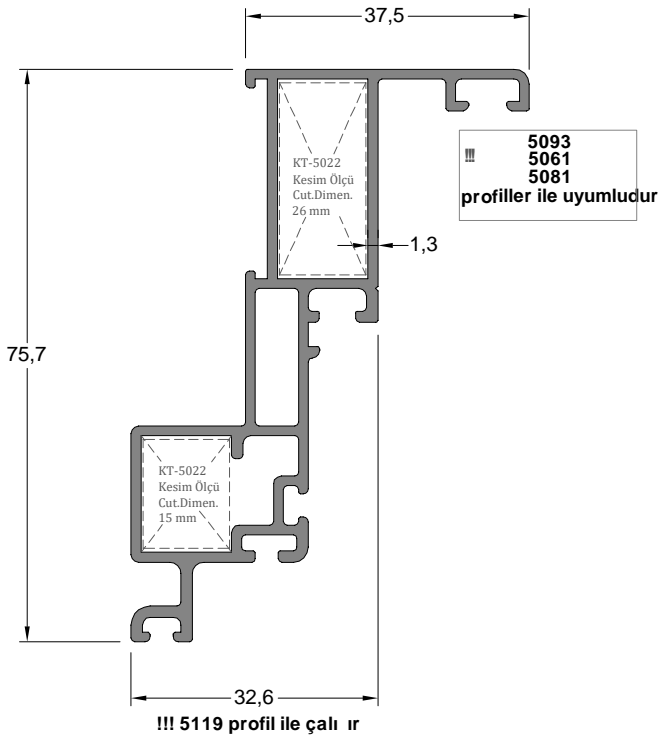
NOT: Sayfadaki profiller sadece birbirleri ile ÇALI MAKTADIR!
NOTE: The profiles on the page only work with each other!



Tırnaklı Kaset Profili Casedde Profile	Profil Kodu Profile Code	(kg/mt) Weight	Jx cm ⁴	Jy cm ⁴
	5117	1,014	20,84	4,90

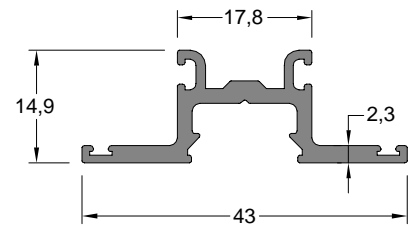


Tırnaklı sistem duvar biti profili Finish Profile	Profil Kodu Profile Code	(kg/mt) Weight	Jx cm ⁴	Jy cm ⁴
	5114	1,977	105,46	16,73



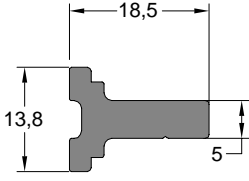
!!! 5119 profil ile çalışır

Kasa Profili Frame Profile	Profil Kodu Profile Code	(kg/mt) Weight	Jx cm ⁴	Jy cm ⁴
	5099	1,013	21,37	5,50

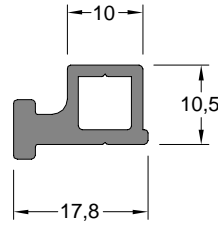


Baskı Profili Frame Profile	Profil Kodu Profile Code	(kg/mt) Weight
	5119	0,386

!!! Siyah eloksallı olacak

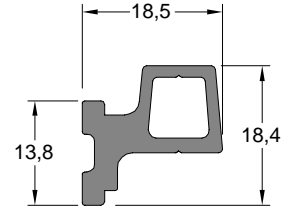


Kaset Tespit Profili	Profil Kodu	(kg/mt)
Cassette profile	Profile Code	Weight
	5024	0,323

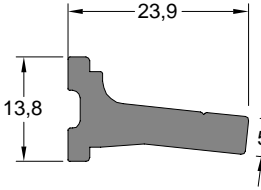


5099
profiller ile çalışır

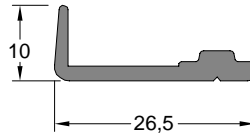
Kaset Tespit Profili	Profil Kodu	(kg/mt)
Cassette profile	Profile Code	Weight
	5116	0,263



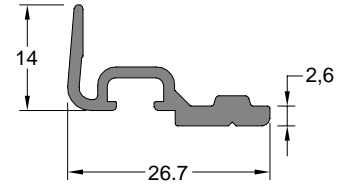
Kaset Tespit Profili	Profil Kodu	(kg/mt)
Cassette profile	Profile Code	Weight
	5094	0,340



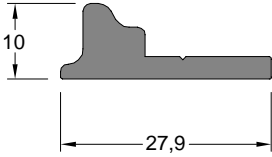
Kaset Tespit Profili	Profil Kodu	(kg/mt)
Cassette profile	Profile Code	Weight
	5079	0,404



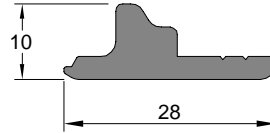
Cam Tutucu Profili	Profil Kodu	(kg/mt)
Glass Holder profile	Profile Code	Weight
	5026	0,206



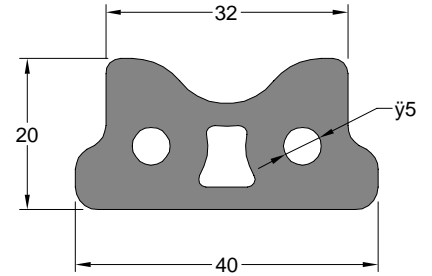
Cam Tutucu Profili	Profil Kodu	(kg/mt)
Glass Holder profile	Profile Code	Weight
	5057	0,248



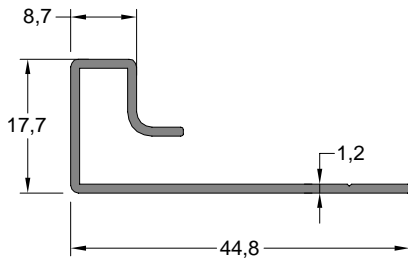
Kaset Altı Kilit Profili	Profil Kodu	(kg/mt)
Horizontal Lock profile	Profile Code	Weight
	5036	0,340



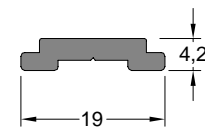
Kaset Üst Kilit Profili	Profil Kodu	(kg/mt)
Cassette Bottom Lock profile	Profile Code	Weight
	5037	0,340



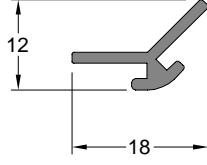
Yan Kilit Profili	Profil Kodu	(kg/mt)
Side Lock profile	Profile Code	Weight
	5038	1,463



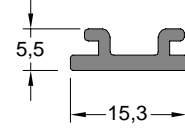
Dilatasyon derz Profili	Profil Kodu	(kg/mt)
Dilatation profile	Profile Code	Weight
	5034	0,268



Tij Profili	Profil Kodu	(kg/mt)
Stem Bar profile	Profile Code	Weight
	1122	0,157

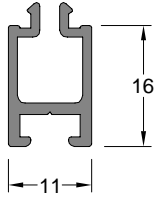


Adaptör Profili Adapter Profile	Profil Kodu Profile Code	(kg/mt) Weight
	5077	0,126

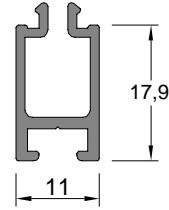


!!! Siyah eloksall olacak

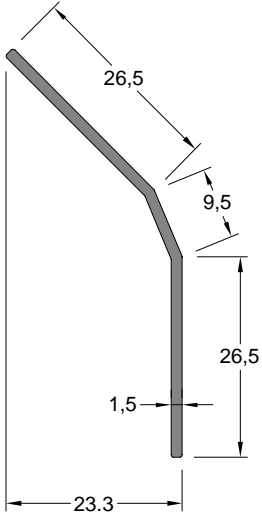
Cam Yapı tırma Profili Glass Bonding Profile	Profil Kodu Profile Code	(kg/mt) Weight
	5027	0,128



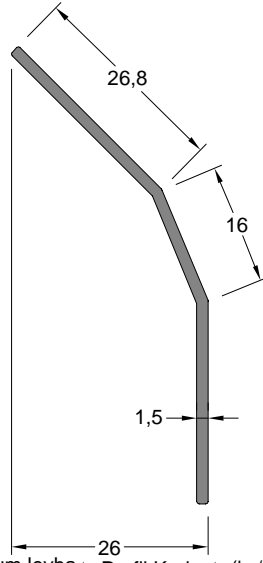
Yükseltme çıta profili	Profil Kodu Profile Code	(kg/mt) Weight
	5097	0,198



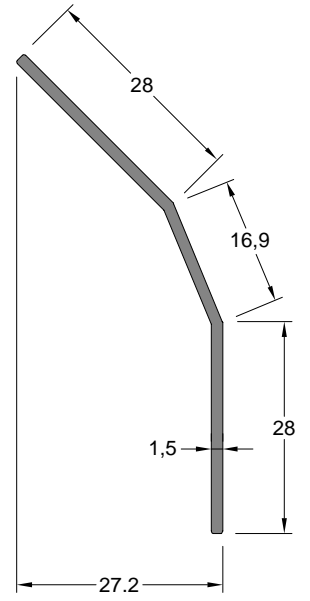
Yükseltme çıta profili	Profil Kodu Profile Code	(kg/mt) Weight
	5059	0,210



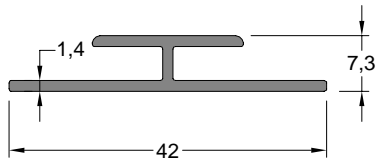
Alüminyum levha Profili Aluminum Plate Profile	Profil Kodu Profile Code	(kg/mt) Weight
	5070	0,251



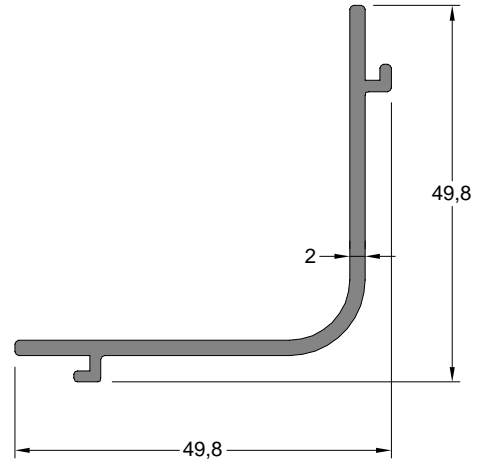
Alüminyum levha Profili Aluminum Plate Profile	Profil Kodu Profile Code	(kg/mt) Weight
	5039	0,280



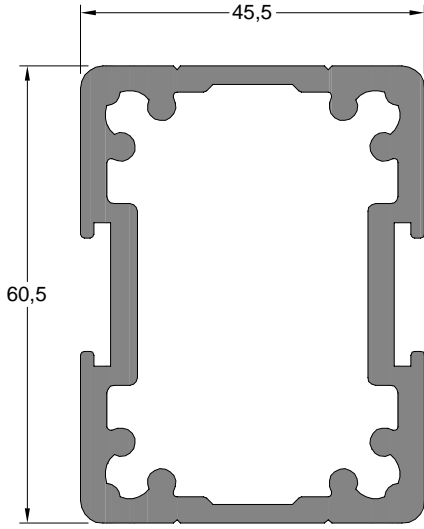
Alüminyum levha Profili Aluminum Plate Profile	Profil Kodu Profile Code	(kg/mt) Weight
	5073	0,294



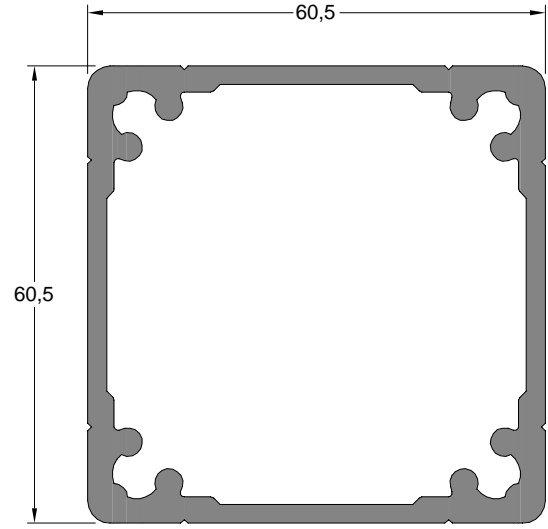
Adaptör Profili Adapter Profile	Profil Kodu Profile Code	(kg/mt) Weight
	507	0,251



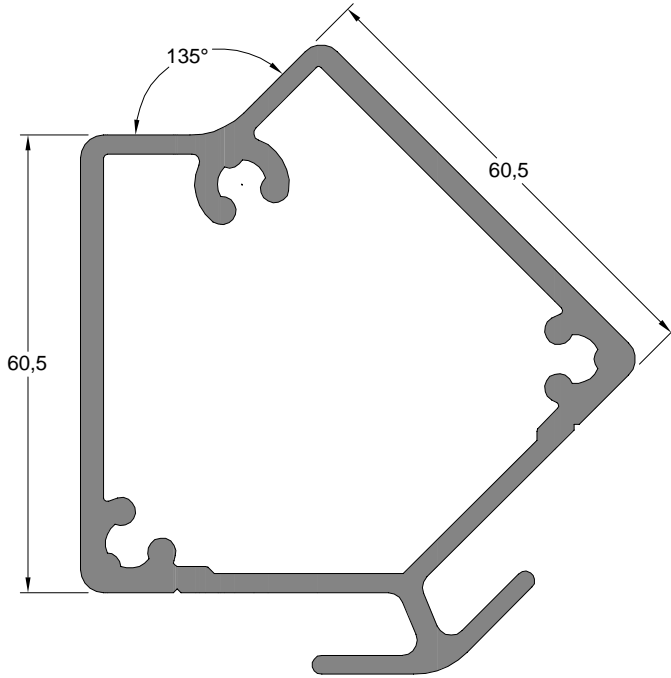
Adaptör Profili Adapter Profile	Profil Kodu Profile Code	(kg/mt) Weight
	5076	0,515



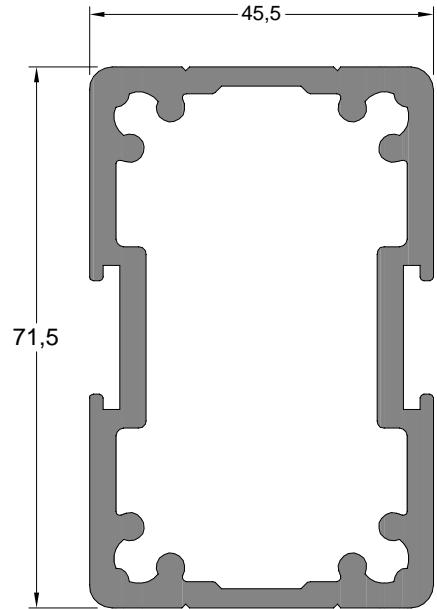
Dilatasyon Profili	Profil Kodu Profile Code	(kg/mt) Weight
Dilatation Profile	5019	2,226



Dilatasyon Profili	Profil Kodu Profile Code	(kg/mt) Weight
Dilatation Profile	5020	2,137

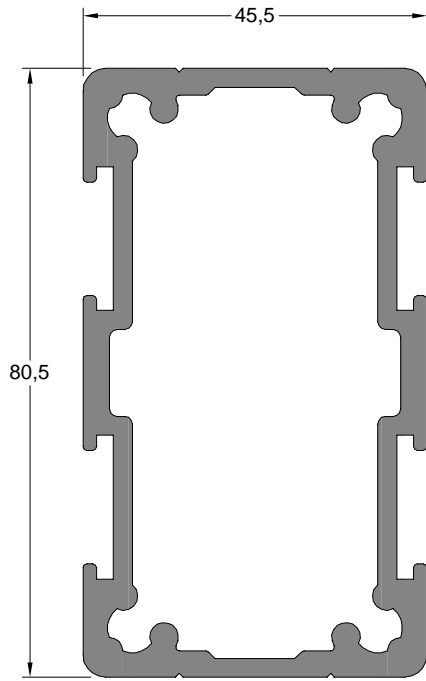


Dilatasyon Profili	Profil Kodu Profile Code	(kg/mt) Weight
Dilatation Profile	5021	2,467

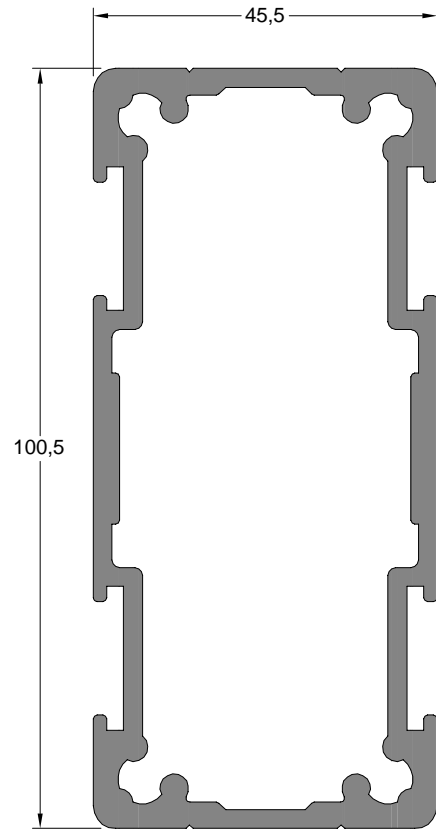


Dilatasyon Profili	Profil Kodu Profile Code	(kg/mt) Weight
Dilatation Profile	5092	2,435

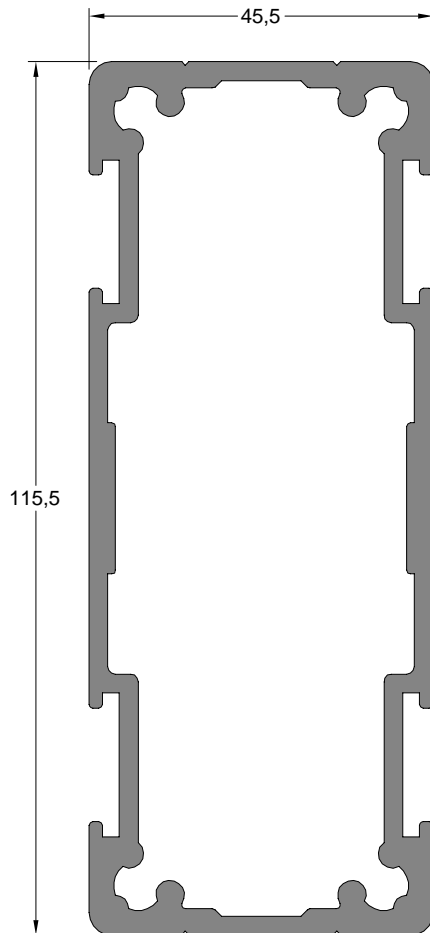
5006
5007
profiller ile çalır



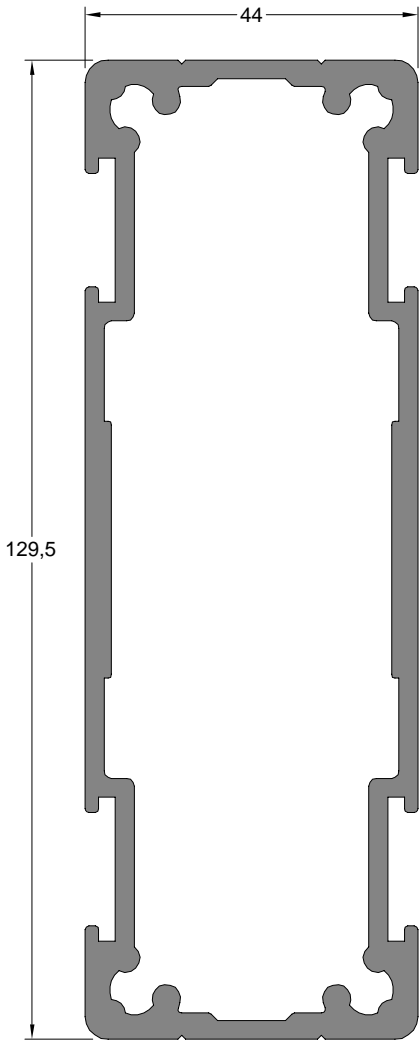
Dilatasyon Profili	Profil Kodu	(kg/mt)
Dilatation Profile	Profile Code	Weight
	5018	2,428



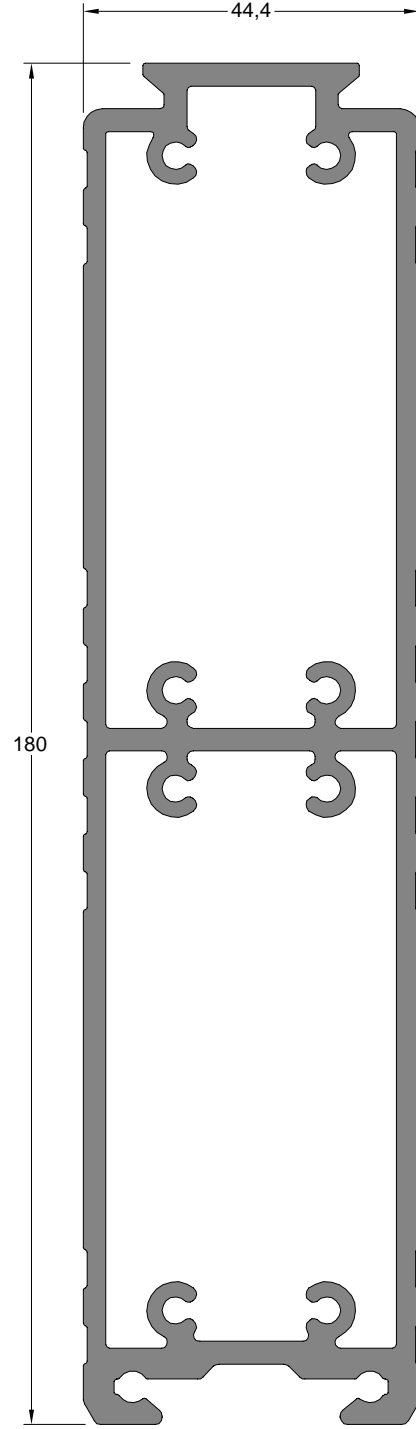
Dilatasyon Profili	Profil Kodu	(kg/mt)
Dilatation Profile	Profile Code	Weight
	5017	2,745



Dilatasyon Profili	Profil Kodu	(kg/mt)
Dilatation Profile	Profile Code	Weight
	5016	2,948

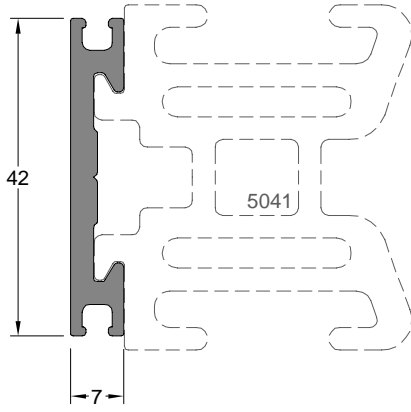


Dilatasyon Profili	Profil Kodu Profile Code	(kg/mt) Weight
Dilatation Profile	5091	3,193

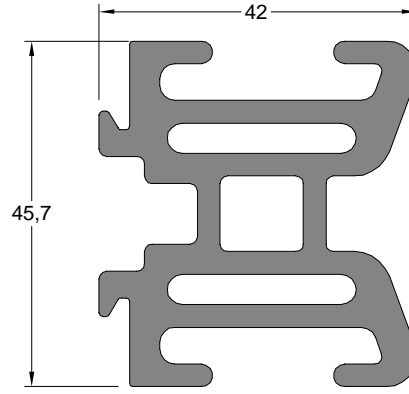


!!! TÜM DÜŞEY PROFİLLERLE UYUMLU ÇALIŞIR

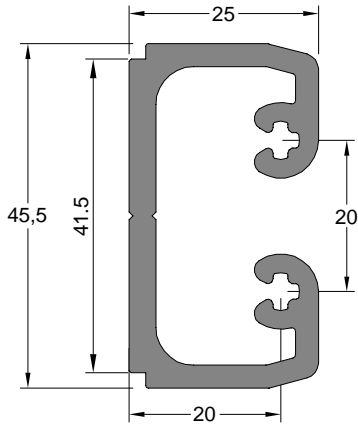
Dilatasyon Profili	Profil Kodu Profile Code	(kg/mt) Weight
Dilatation Profile	5129	4,655



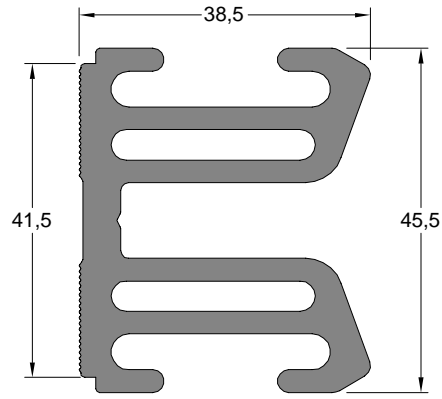
Kırlangıç Ba lantı Profili Connection profile	Profil Kodu Profile Code	(kg/mt) Weight
	5040	0,456



Kırlangıç Ba lantı Profili Connection profile	Profil Kodu Profile Code	(kg/mt) Weight
	5041	2,211






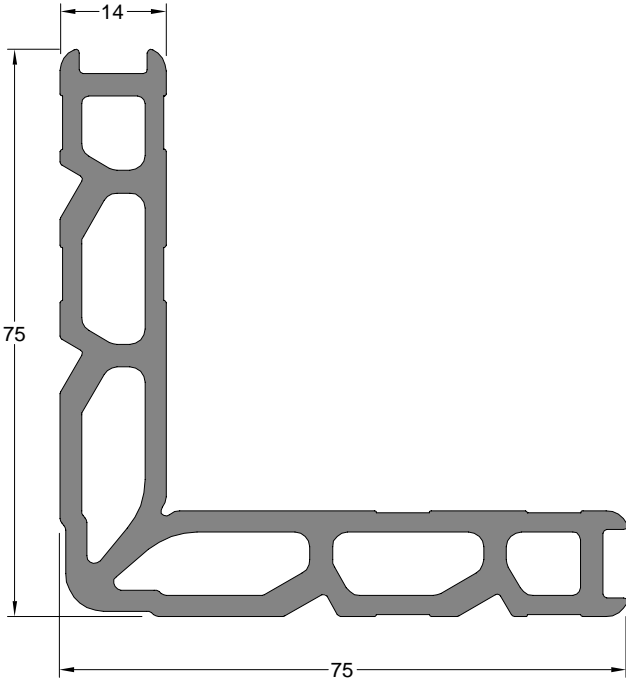
Ba lantı Profili Connection profile	Profil Kodu Profile Code	(kg/mt) Weight
	5042	1,144



Ba lantı Profili Connection profile	Profil Kodu Profile Code	(kg/mt) Weight
	6121	2,027

BA LANTI PROF LLER KES M BOYLARI

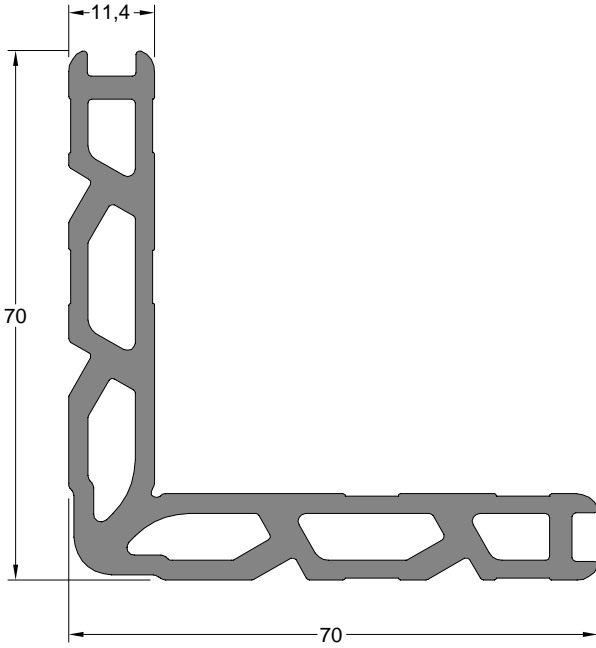
BA LANTI PROF L NO.	KULLANILDI I PROF L	KES M BOYU (x) (mm)	
 5040/5041	5013	21,5 mm	
	5122	42,7mm	
	5012	41,5 mm	
	5011	56.5 mm	
	5120	69 mm	
	5010	71,5 mm	
	 5042	9650	71,5 mm
		5126	71,5 mm
	 6121	5125	71,5 mm
		5121	77,5 mm
8454		89 mm	
5096		97,5 mm	
9733		97,5 mm	
	5095	117,5 mm	



Kö e Takoz Profili
Corner wedge profile

Profil Kodu Profile Code	(kg/mt) Weight
1662	2,591

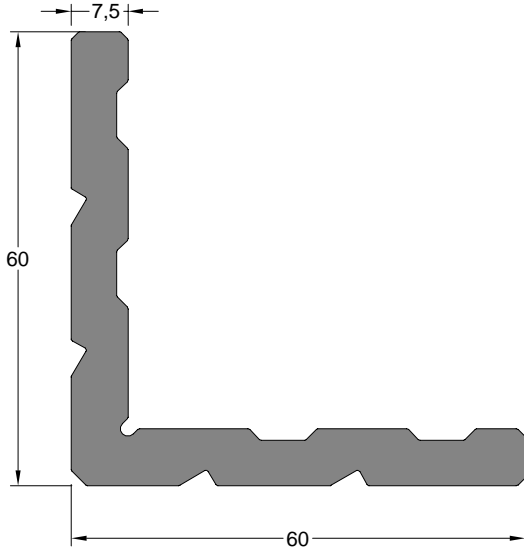
Kö e Takozu Profil Kodu Corner Wedge Profile Code	Kullanıldı ı Profil Used Profile	Kesim Boyu (mm) Cutting Length (mm)
1662	5093	32,5 mm
	5081-5062	32 mm



Kö e Takoz Profili
Corner wedge profile

Profil Kodu Profile Code	(kg/mt) Weight
5022	2,370

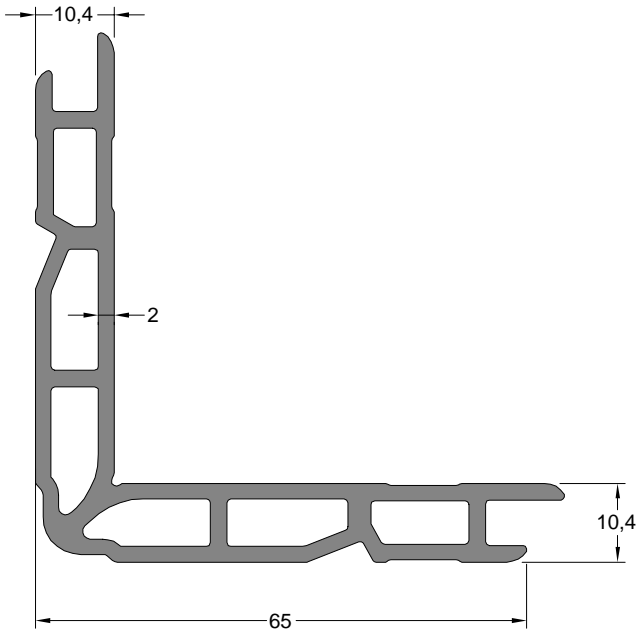
Kö e Takozu Profil Kodu Corner Wedge Profile Code	Kullanıldı ı Profil Used Profile	Kesim Boyu (mm) Cutting Length (mm)
5022	5088	31,5 mm
	5028	25,8 mm
	5031	29,8 mm
	5062	16,5 mm
	5081	22,2 mm
	5093	22,8 mm
	5068	16,5 mm
	5032	25,8 mm
	5071	29,8 mm
	5066	6 mm
	5030	6,5 mm
	5099 (iç)	29 mm
	5099 (di)	15 mm



Kö e Takoz Profili
Corner wedge profile

Profil Kodu Profile Code	(kg/mt) Weight
2046	2,091

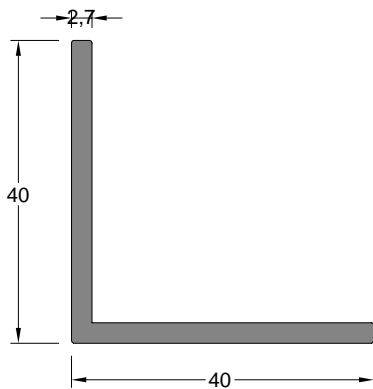
Kö e Takozu Profil Kodu Corner Wedge Profile Code	Kullanıldı ı Profil Used Profile	Kesim Boyu (mm) Cutting Length (mm)
2046	5065-5064	25,5 mm
	5056	7,7 mm
	5031-5029-5028	44,5 mm
	5088	44,5 mm
	5063	25,5 mm



Kö e Takoz Profili
Corner wedge profile

Profil Kodu Profile Code	(kg/mt) Weight
598	1,677

Kö e Takozu Profil Kodu Corner Wedge Profile Code	Kullanıldı ı Profil Used Profile	Kesim Boyu (mm) Cutting Length (mm)
598	5117	26,5 mm

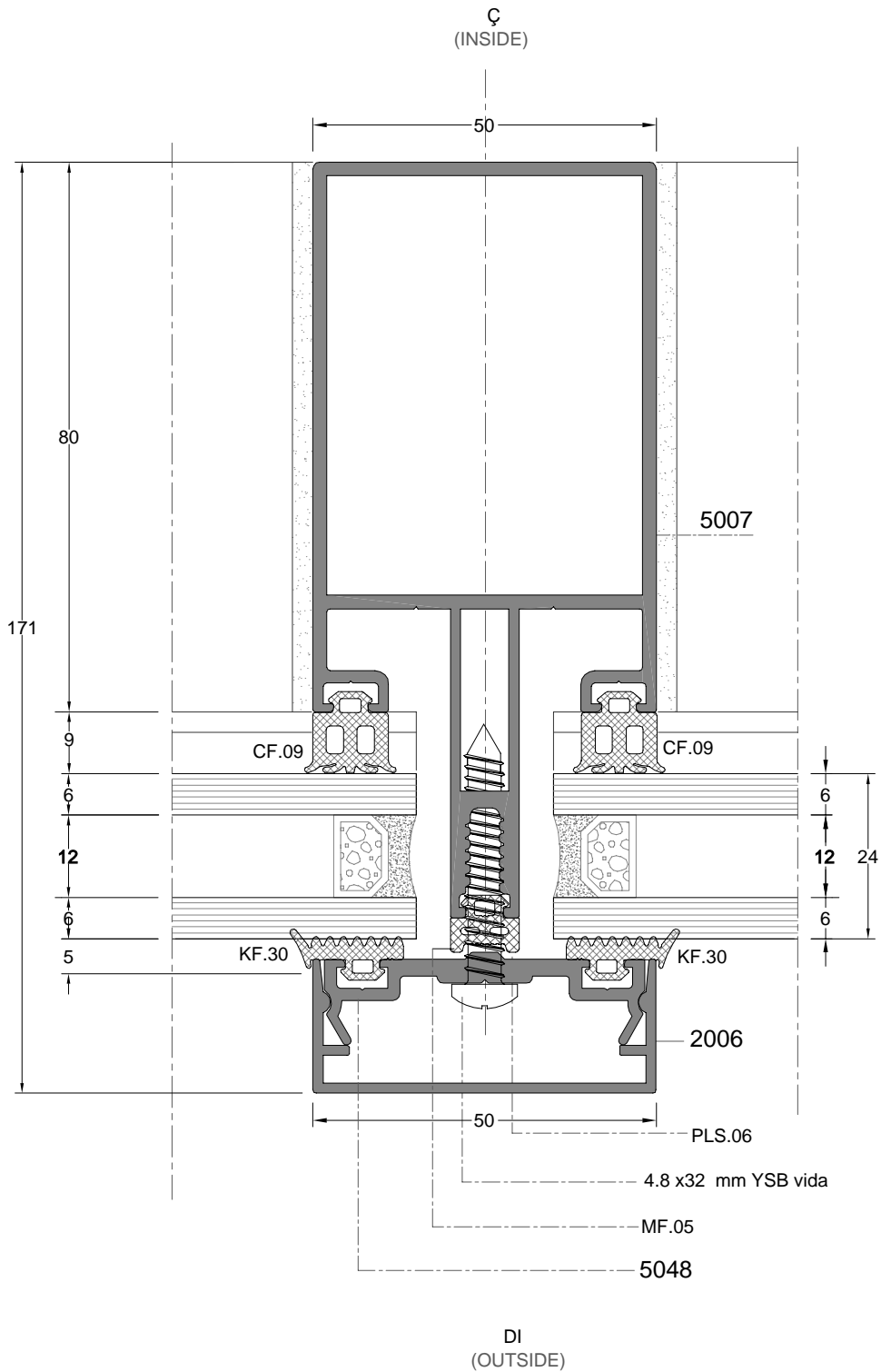
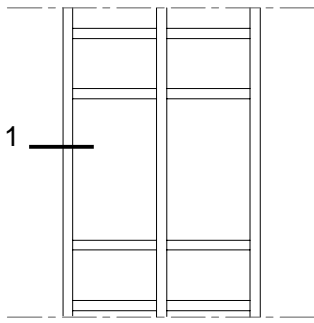


Kö e Takoz Profili
Corner wedge profile

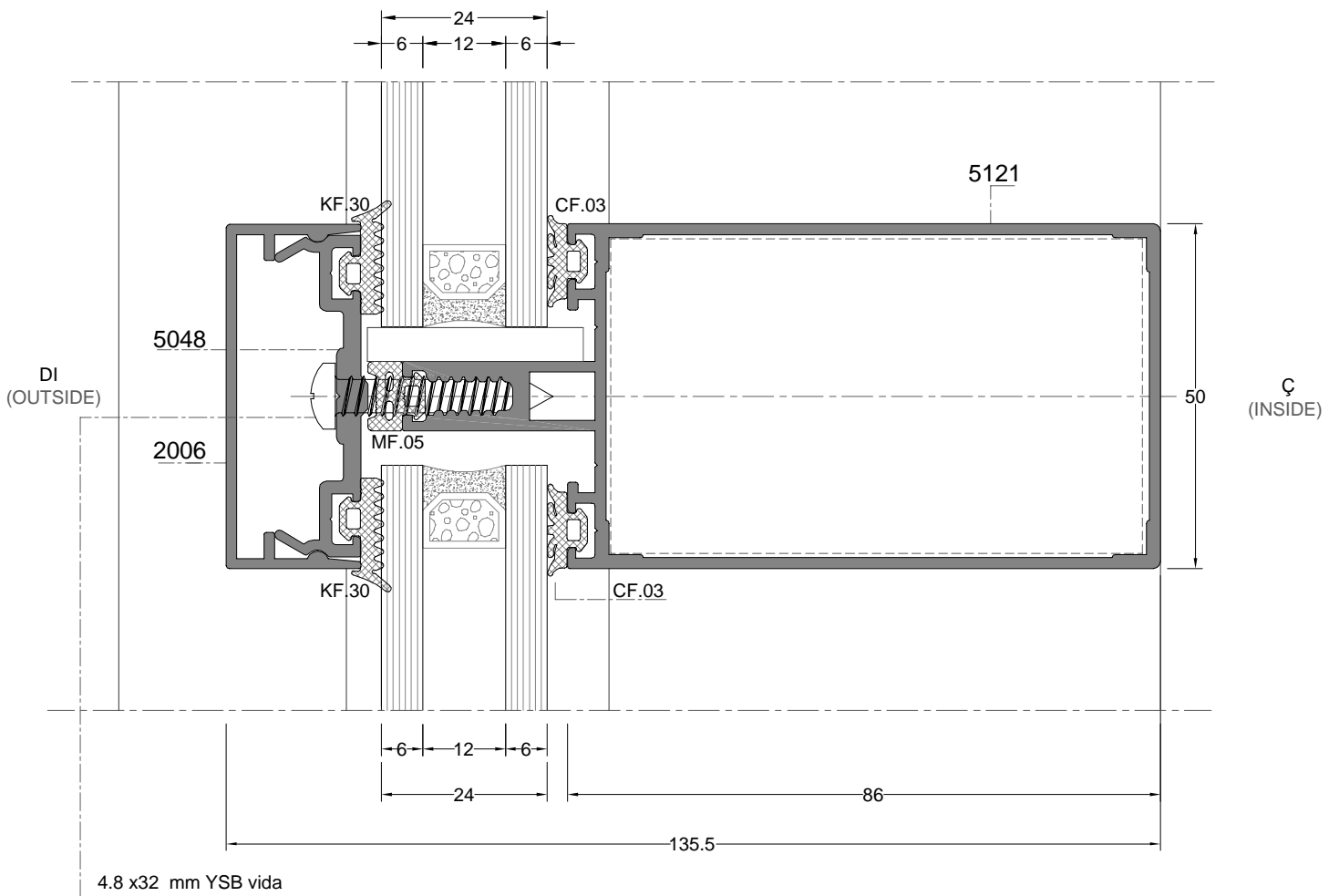
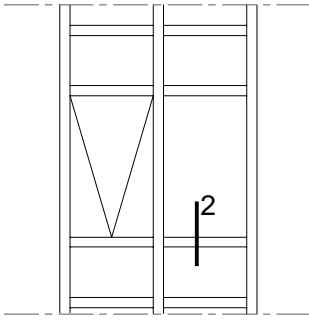
Profil Kodu Profile Code	(kg/mt) Weight
1533	0,566

Kö e Takozu Profil Kodu Corner Wedge Profile Code	Kullanıldı ı Profil Used Profile	Kesim Boyu (mm) Cutting Length (mm)
1533	5065-5064	6 mm
	5056	40 mm
	5071-5032-5068	29 mm
	5075	29 mm
	5075	26,5 mm
	5035	29 mm
	5035	13,5 mm
	5074	29 mm
	5074	22,5 mm

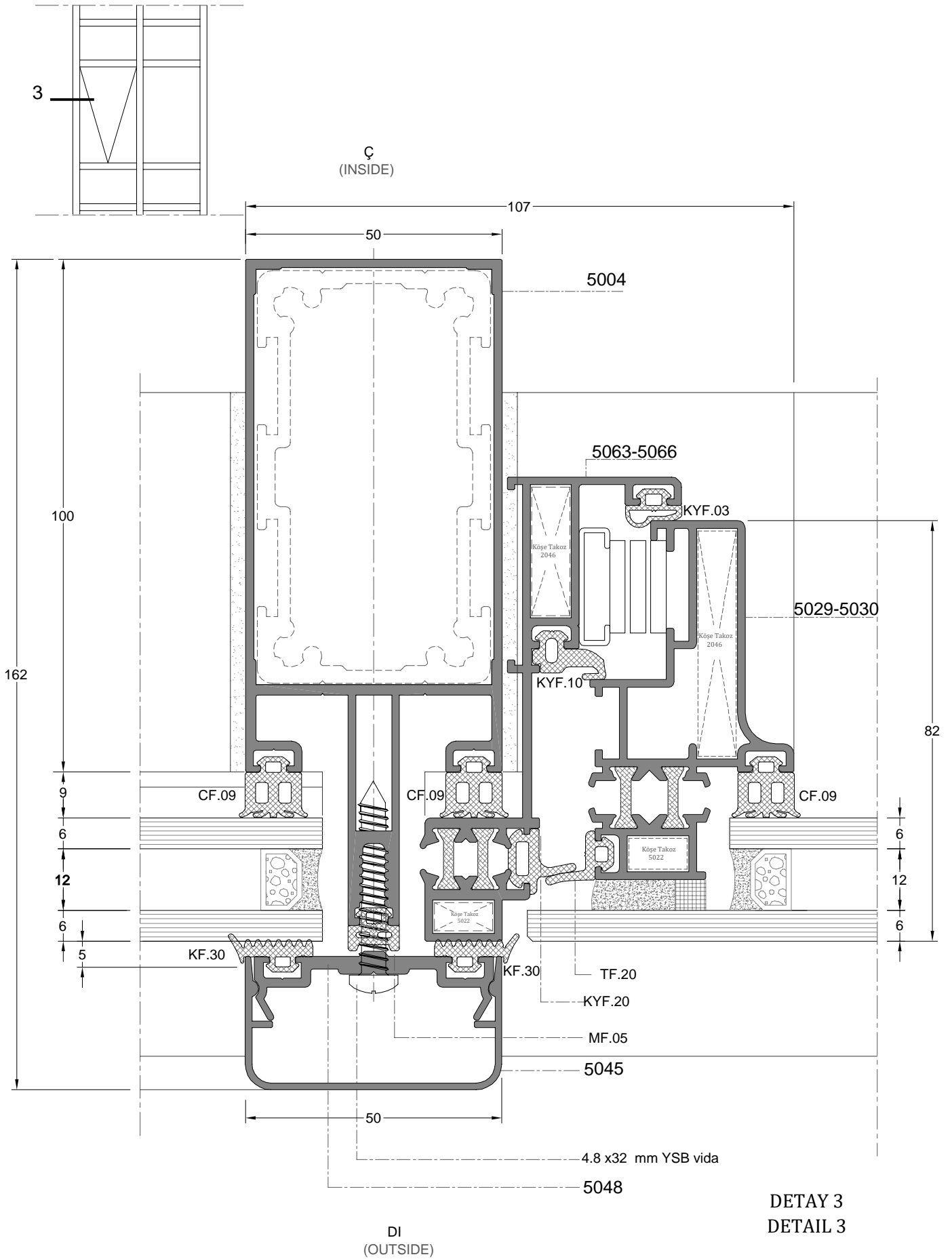
KAPAKLI CEPHE DETAYLARI

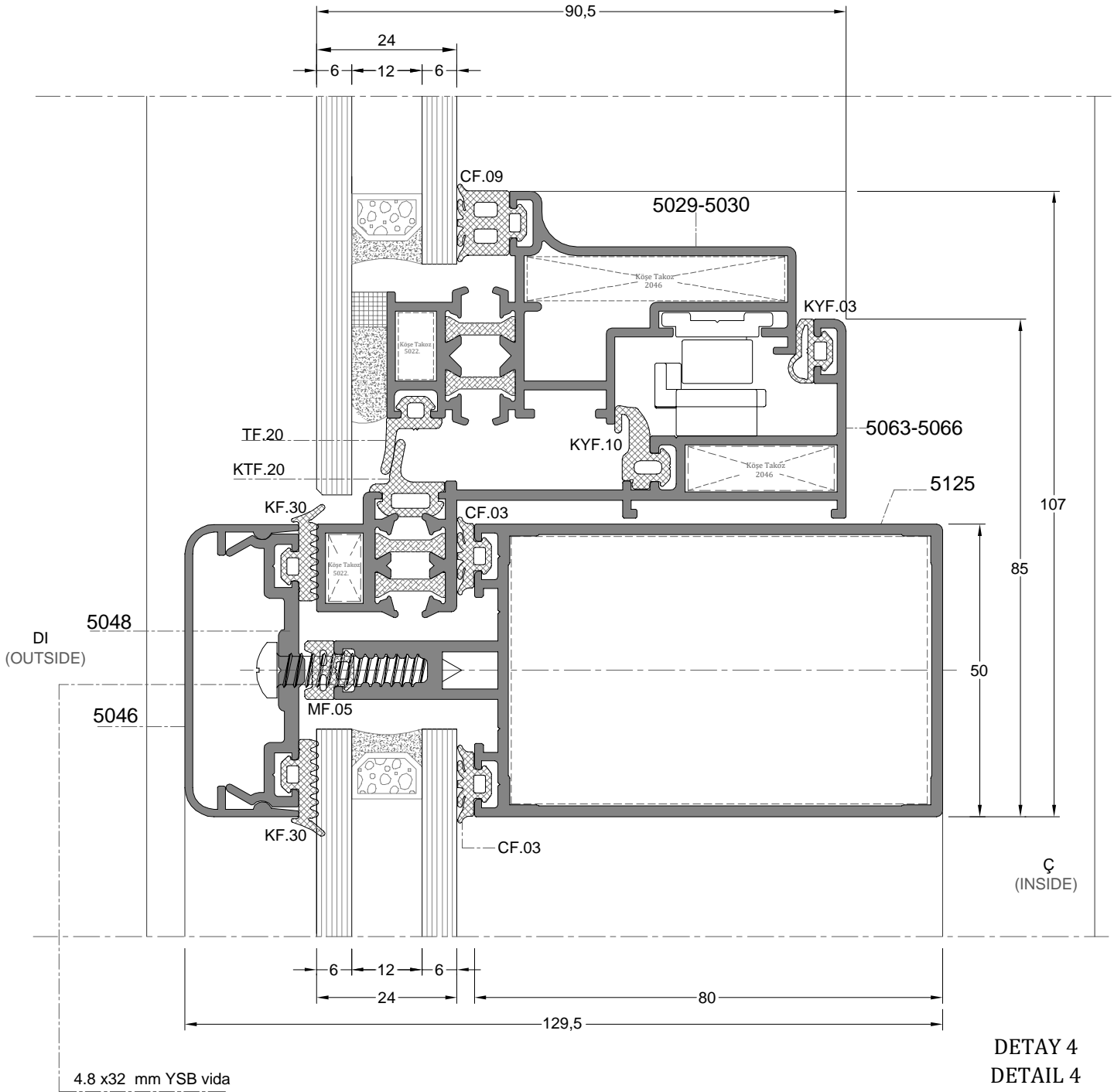
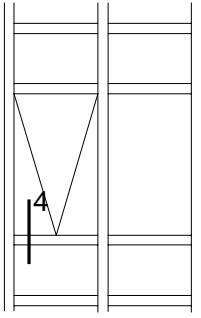


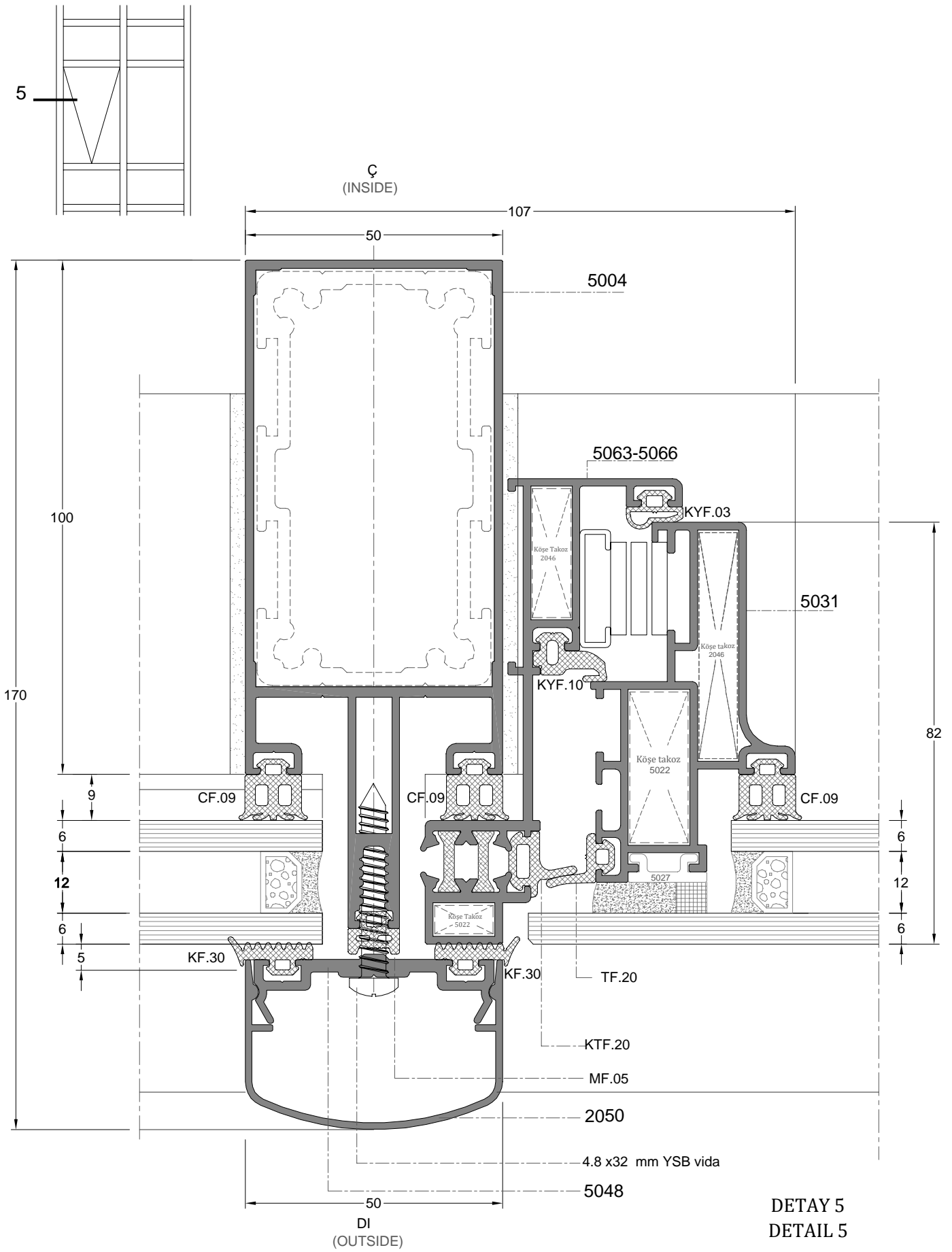
DETAY 1
DETAIL 1

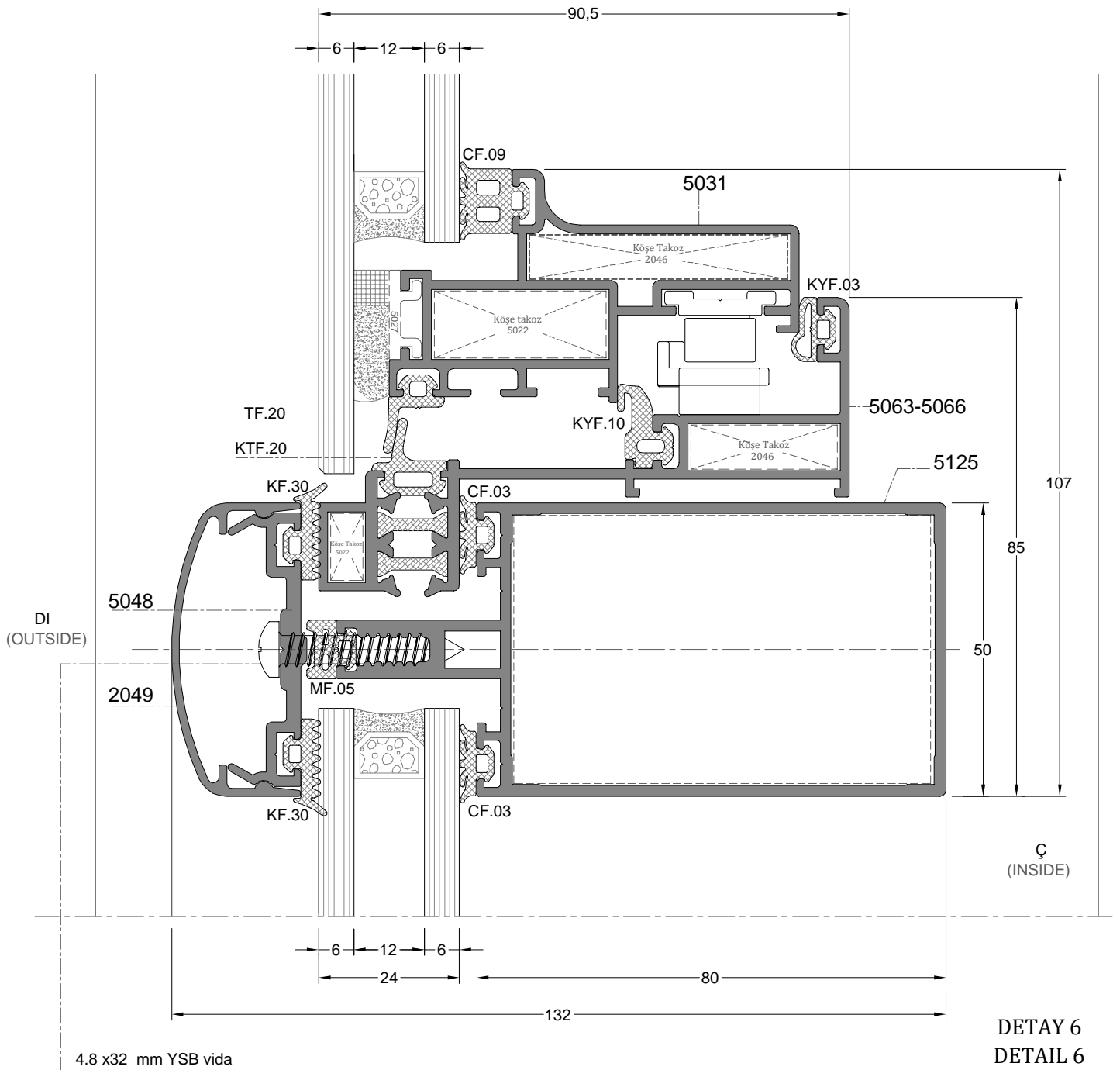
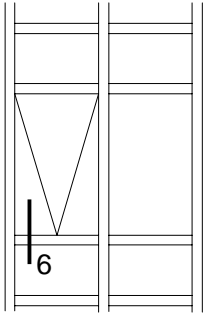


DETAY 2
DETAIL 2



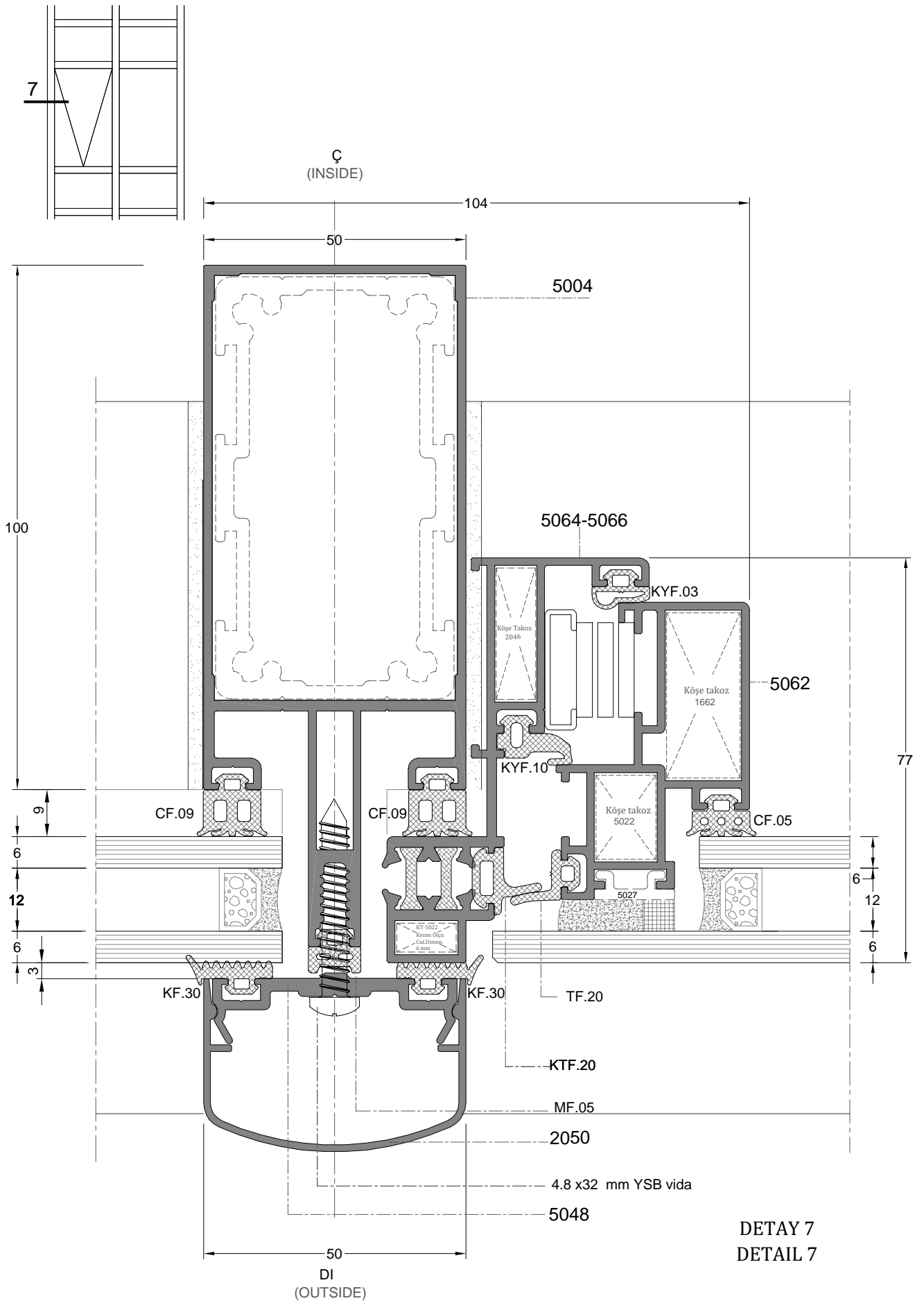


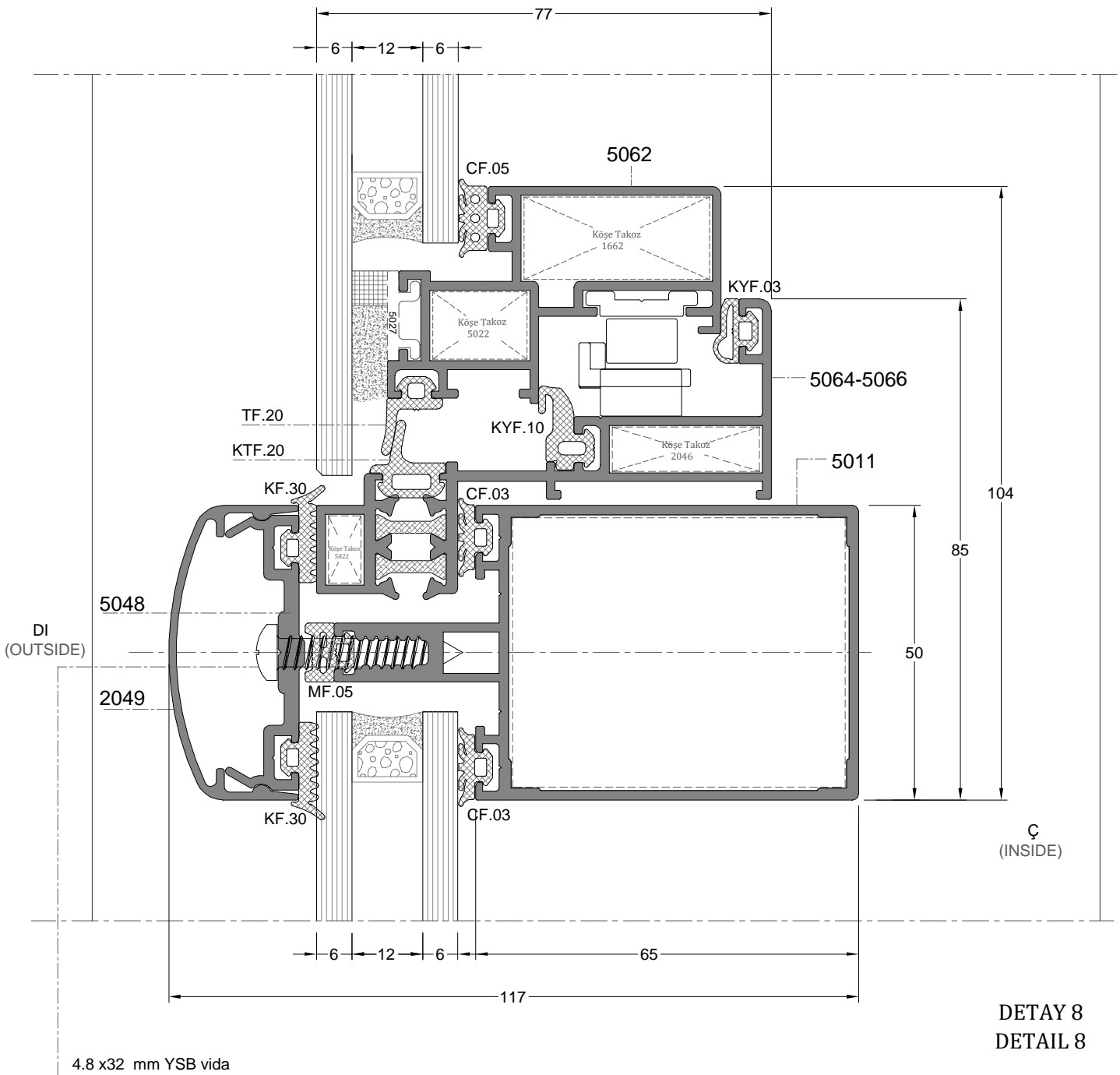
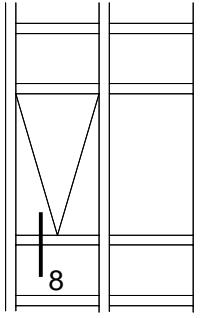




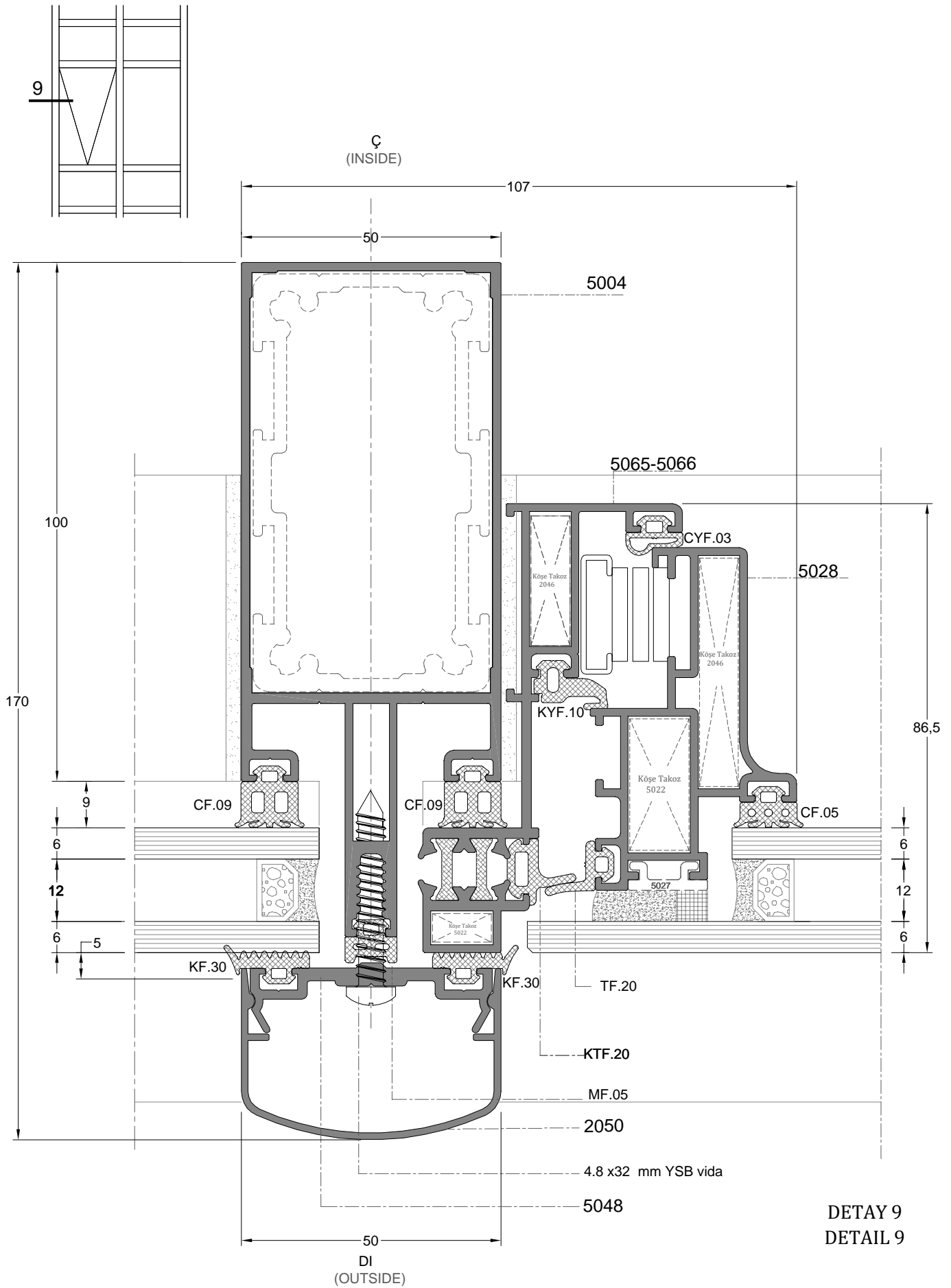
4.8 x32 mm YSB vida

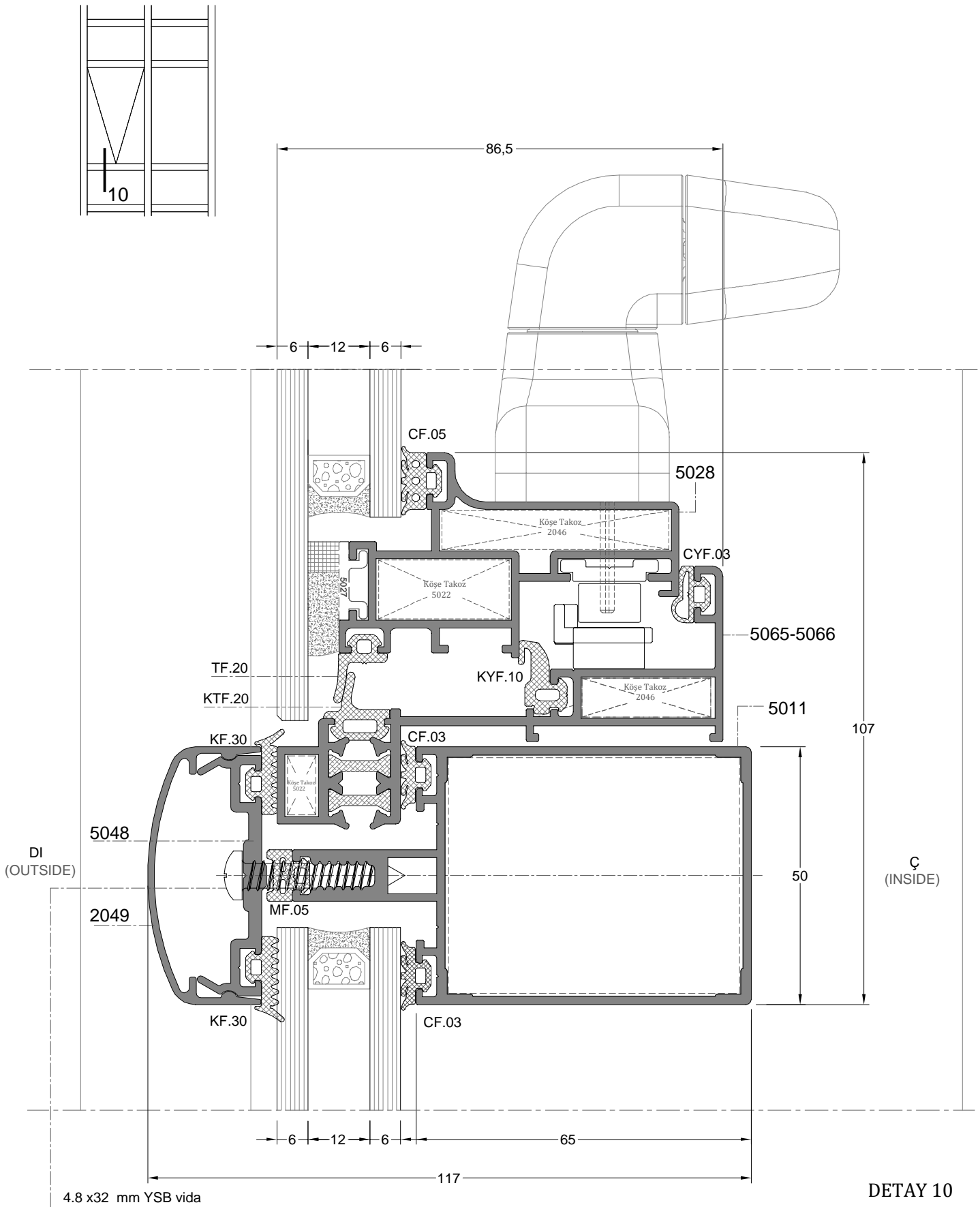
DETAY 6
DETAIL 6

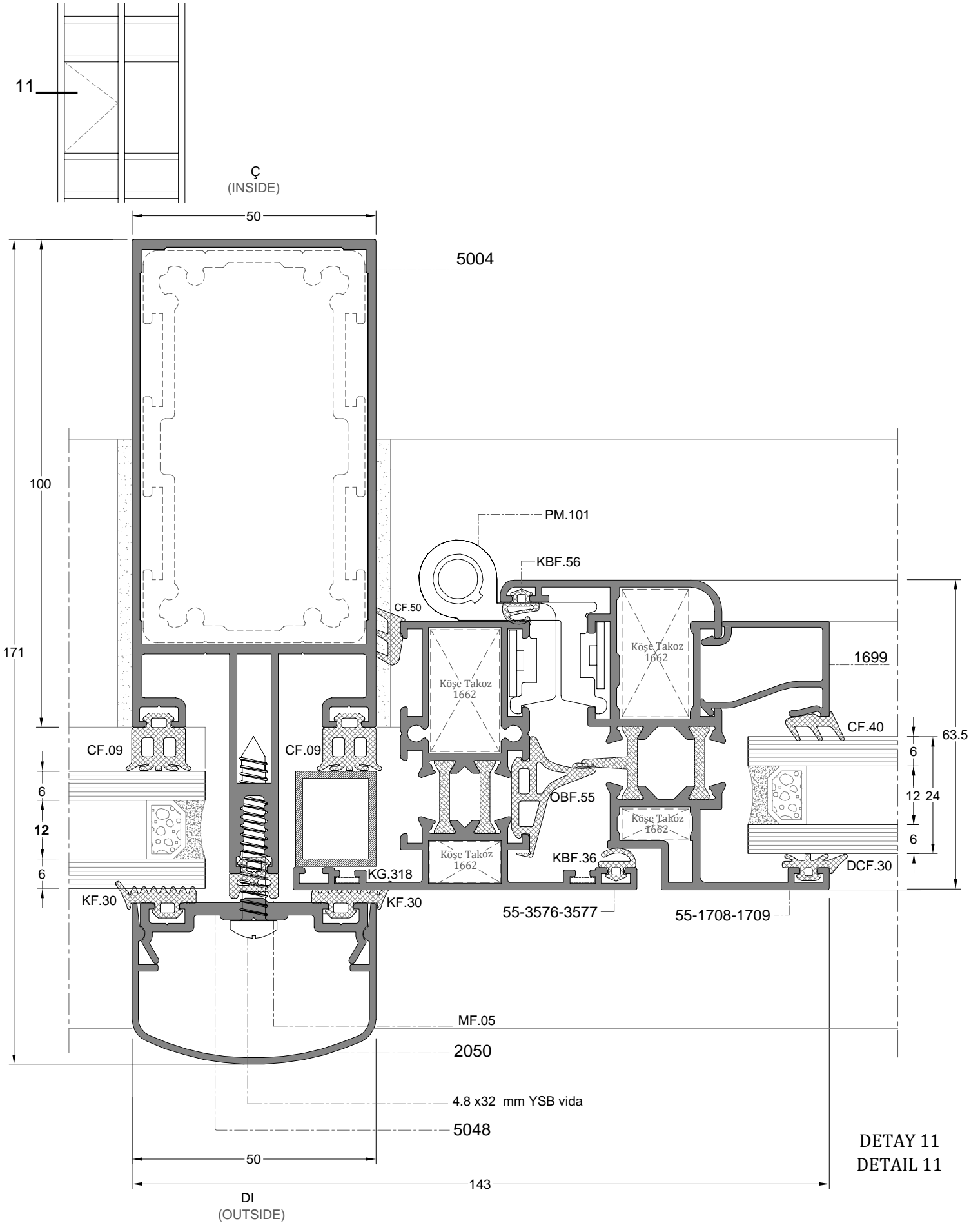


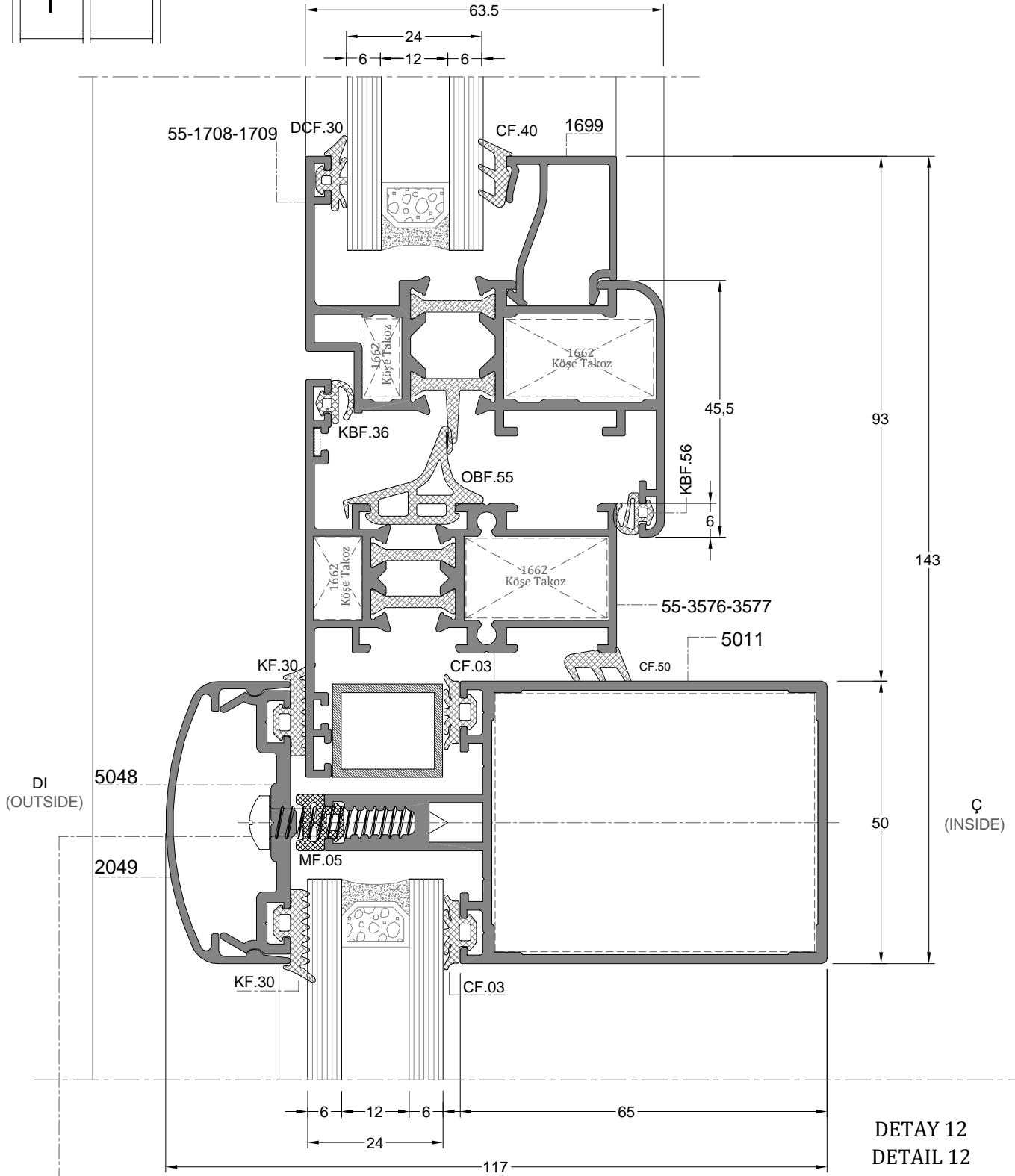
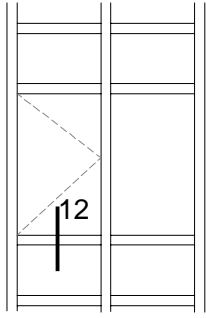


DETAY 8
DETAIL 8

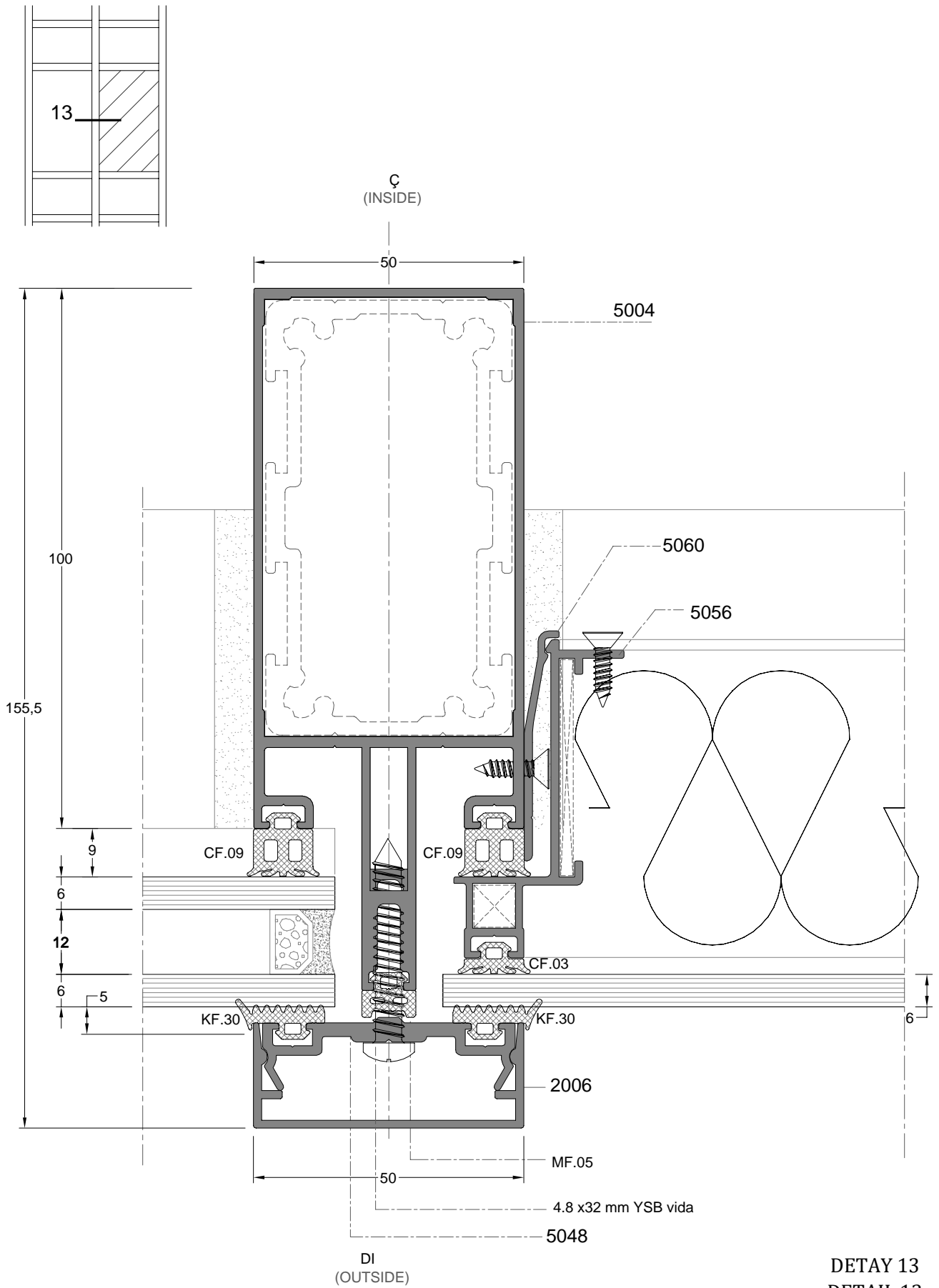




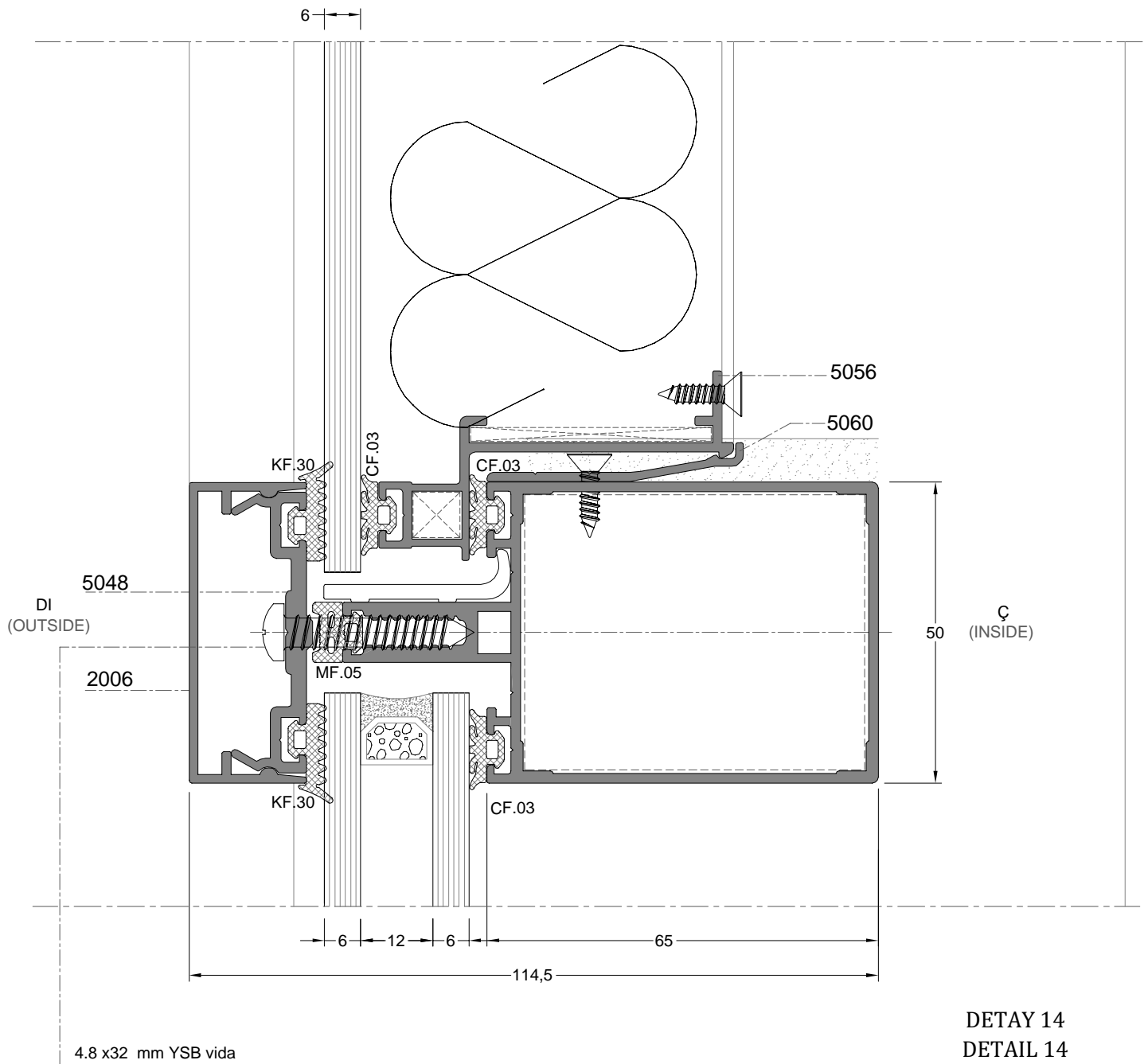
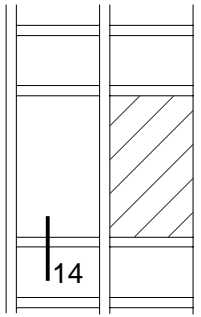


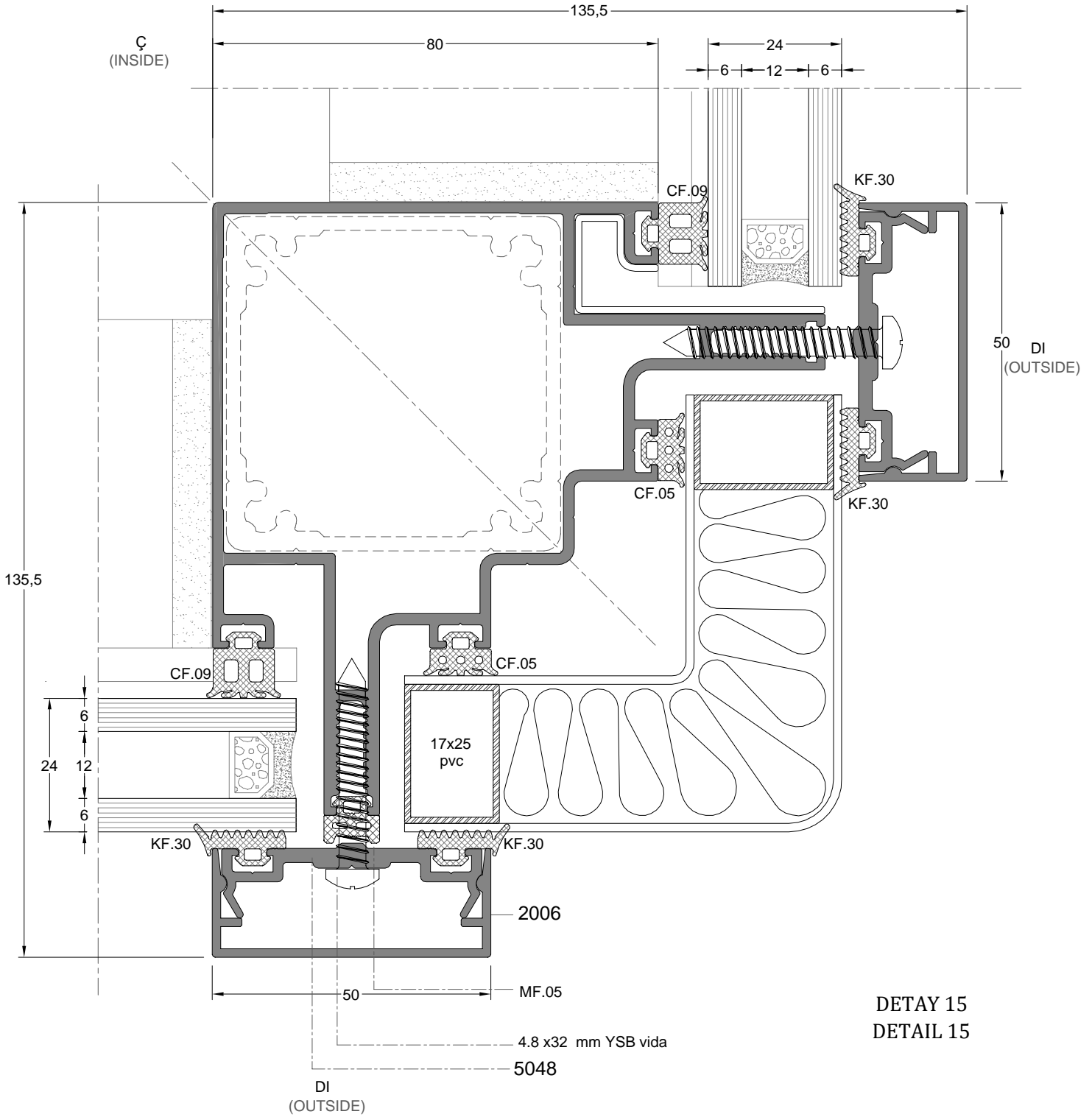
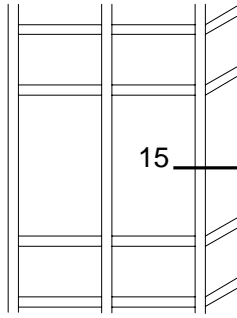


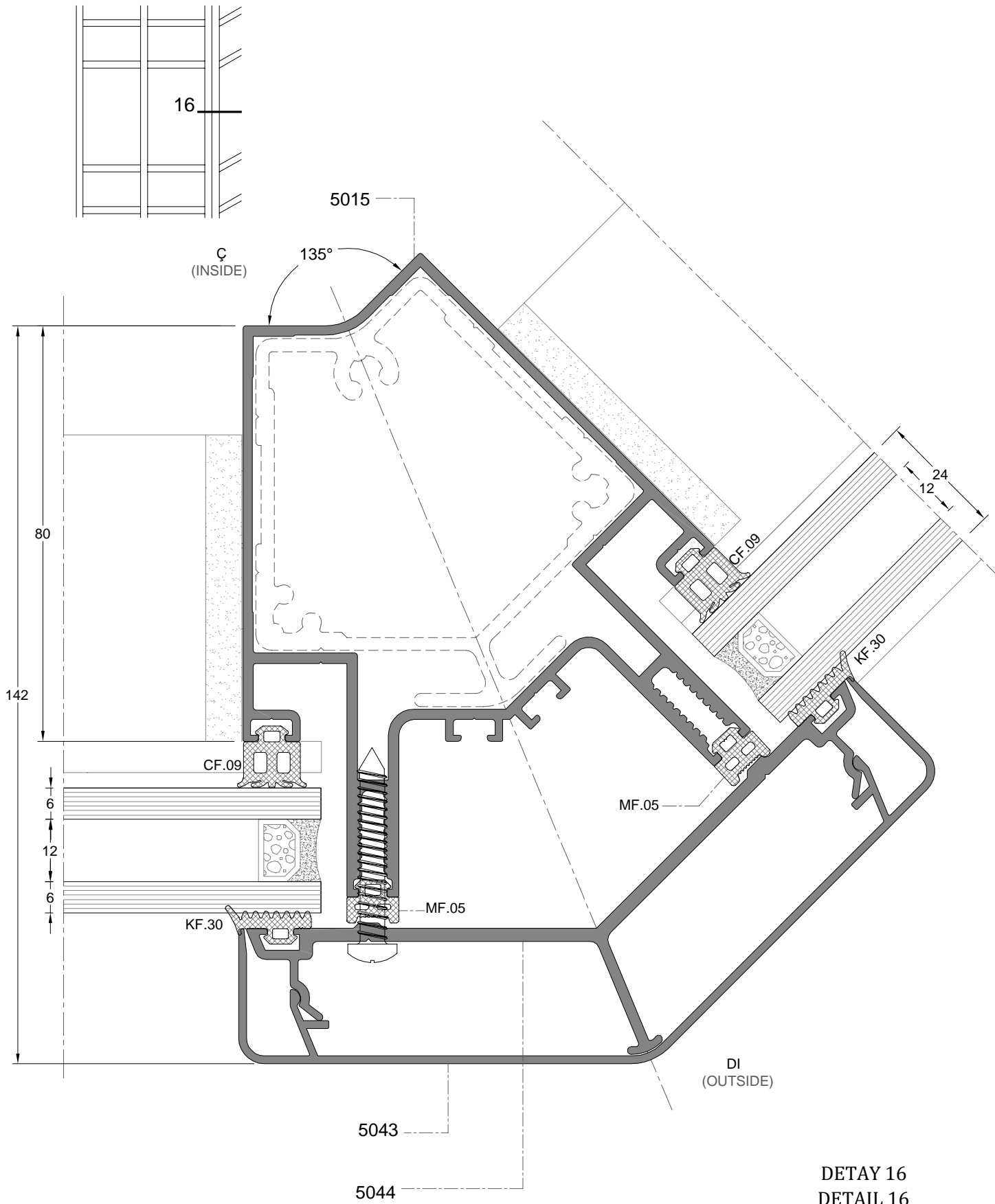
4.8 x32 mm YSB vida



DETAY 13
DETAIL 13

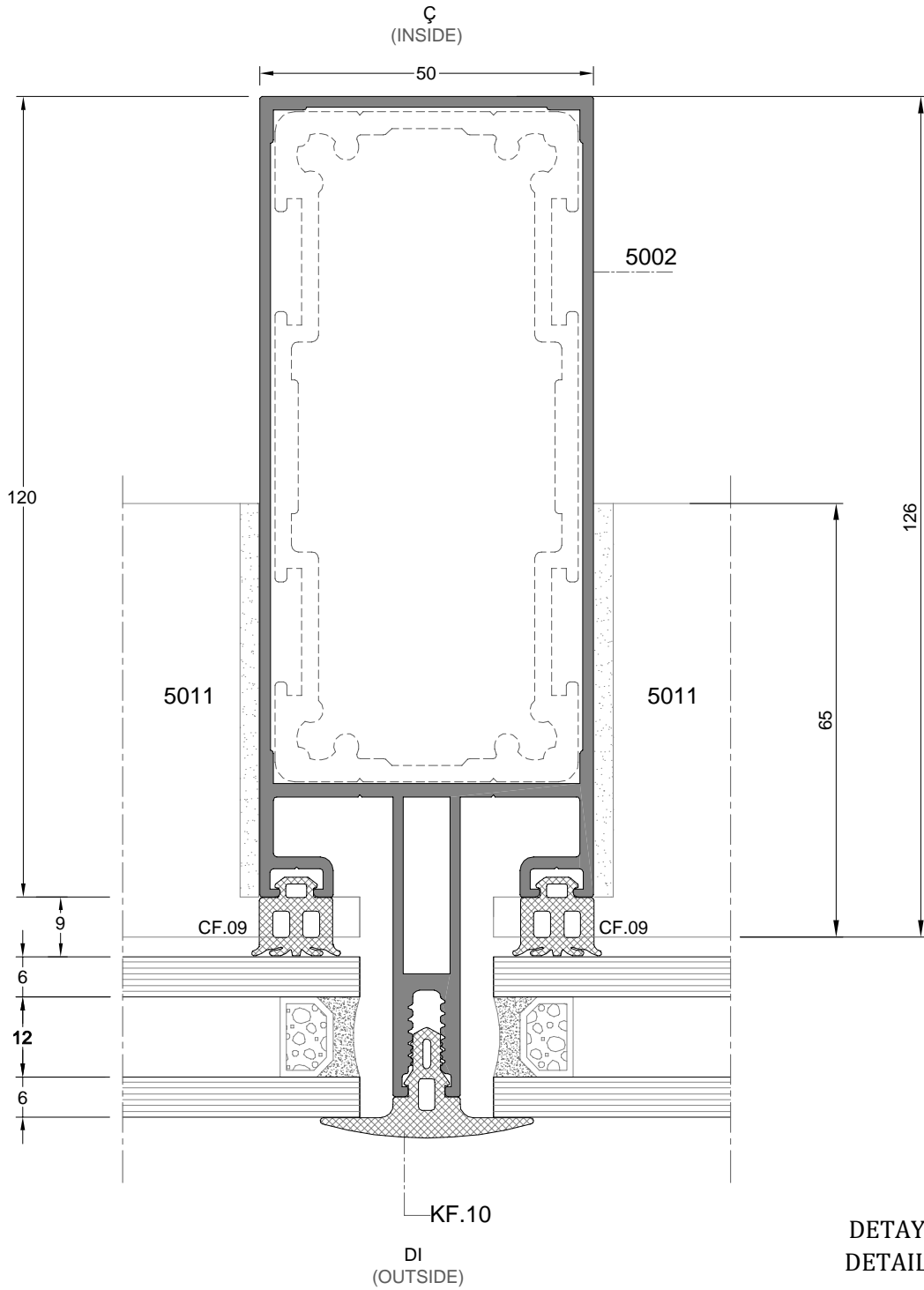
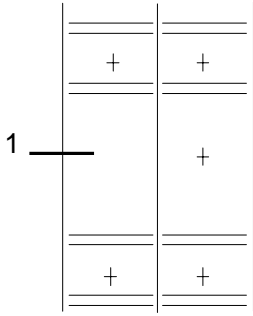


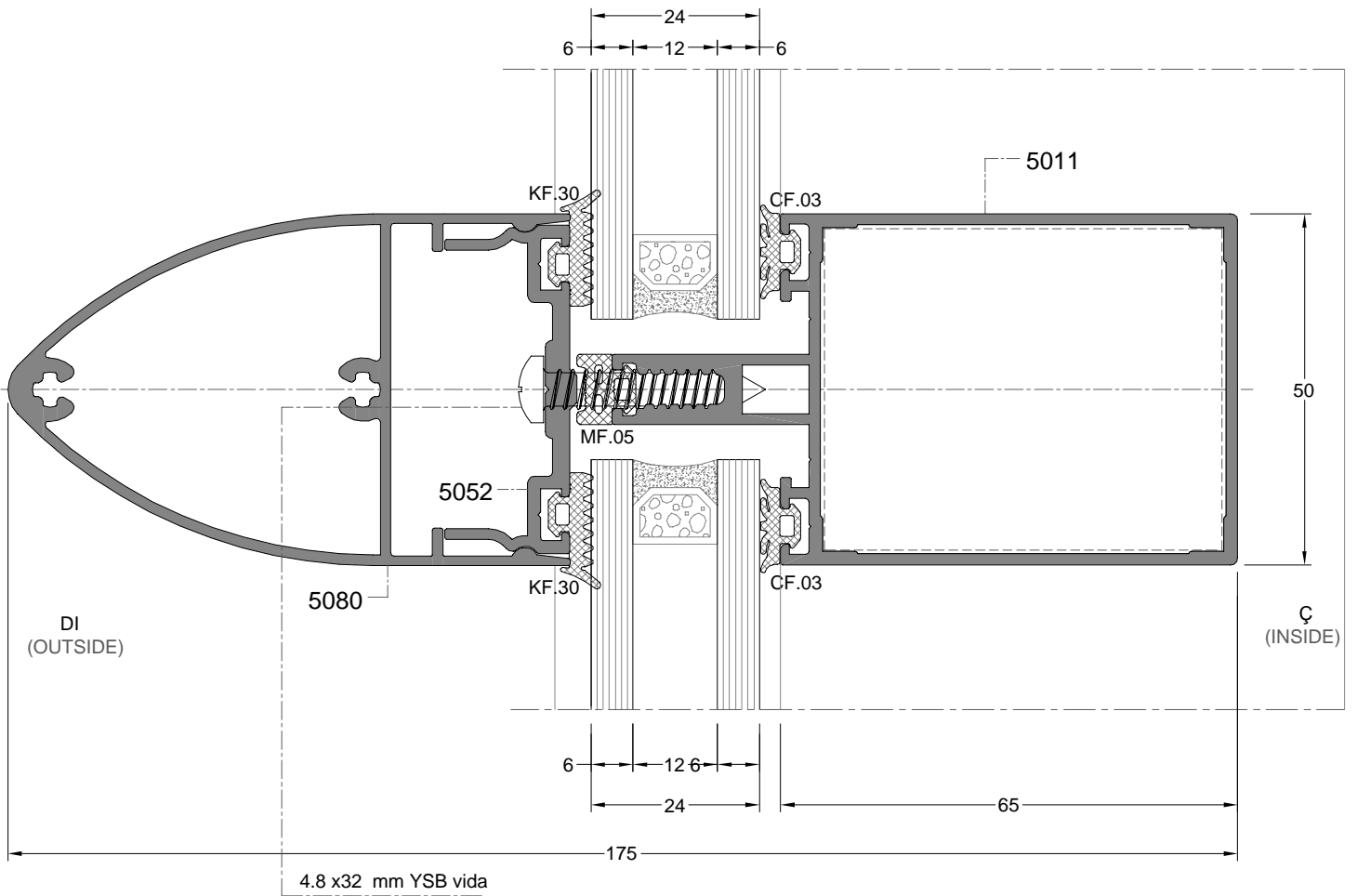
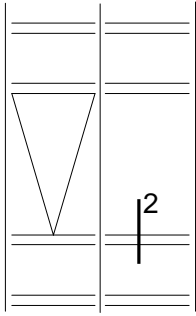




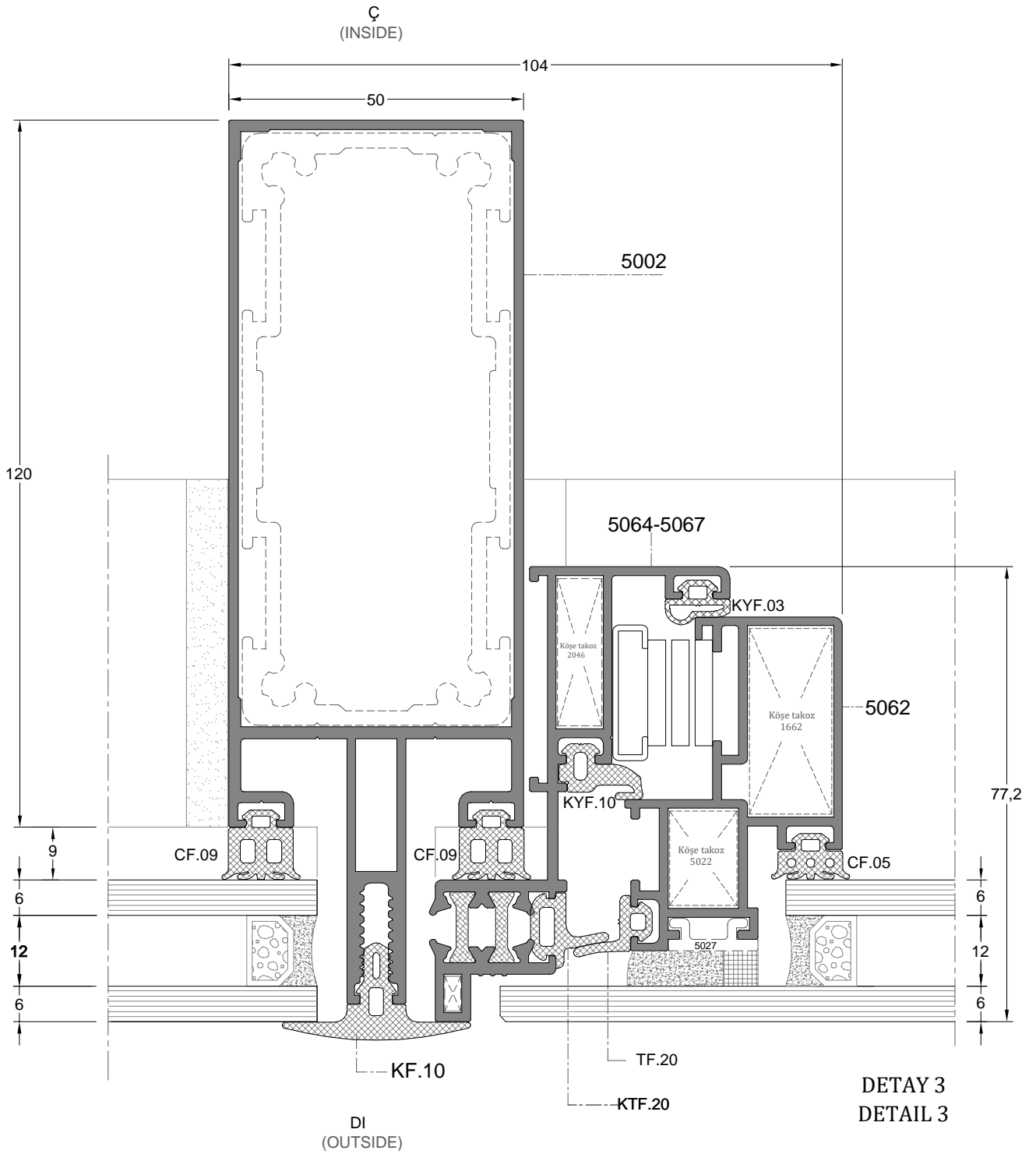
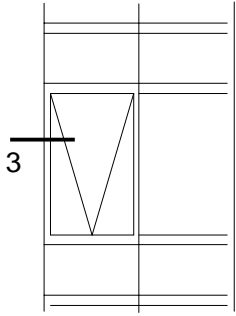
DETAY 16
DETAIL 16

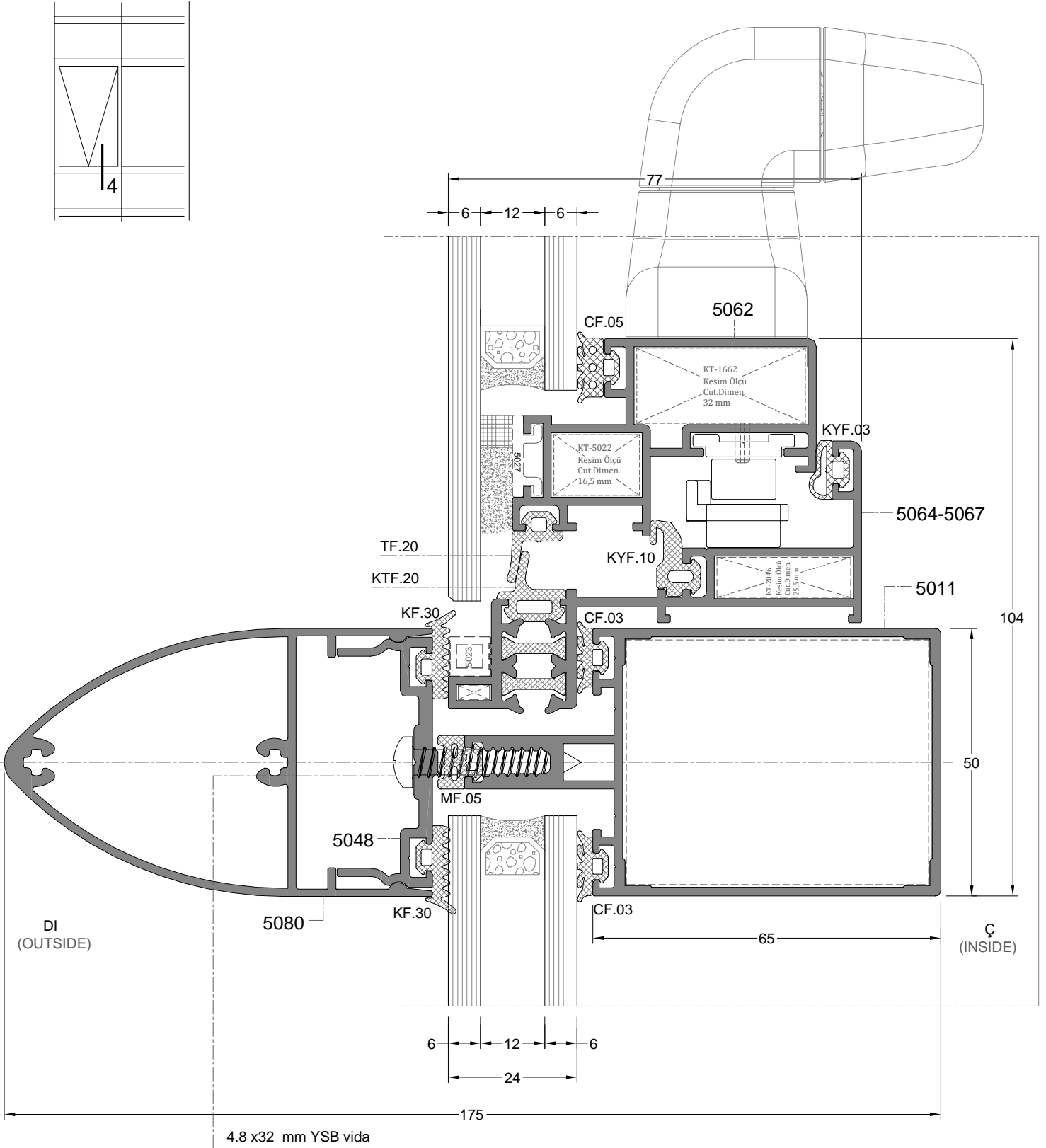
YARI KAPAKLI CEPHE DETAYLARI



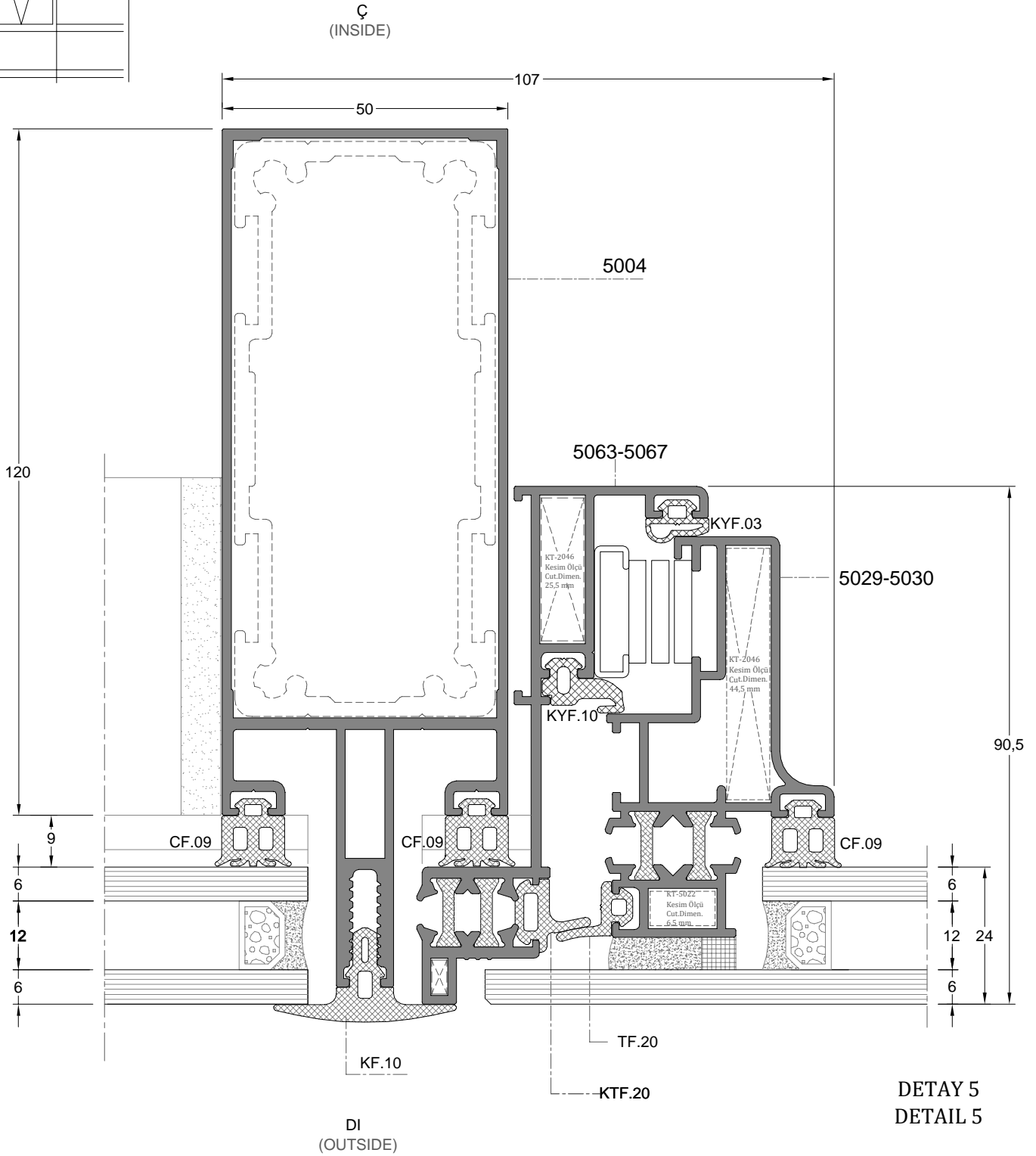
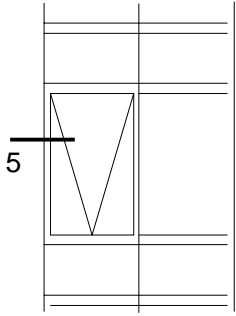


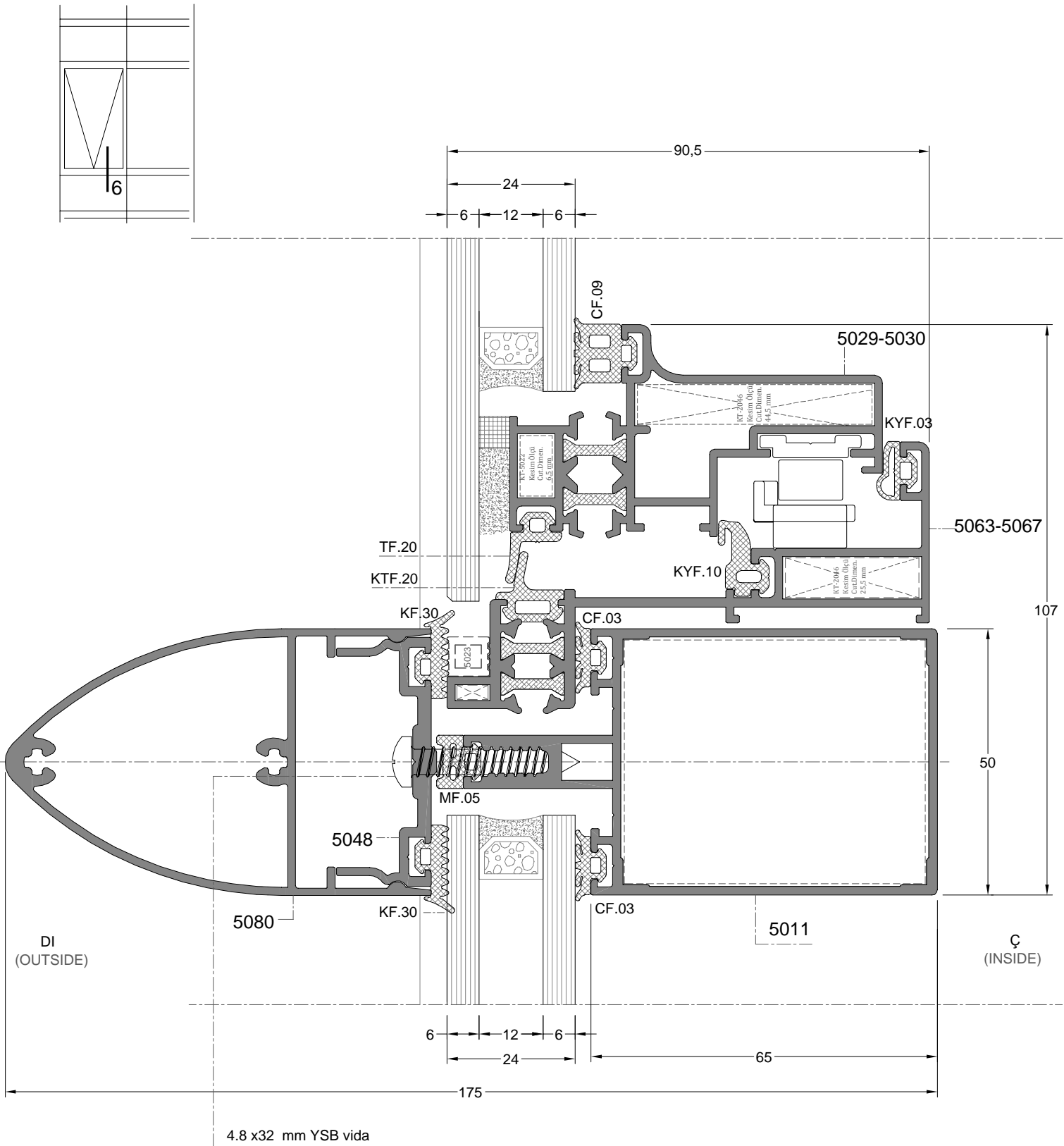
DETAY 2
DETAIL 2



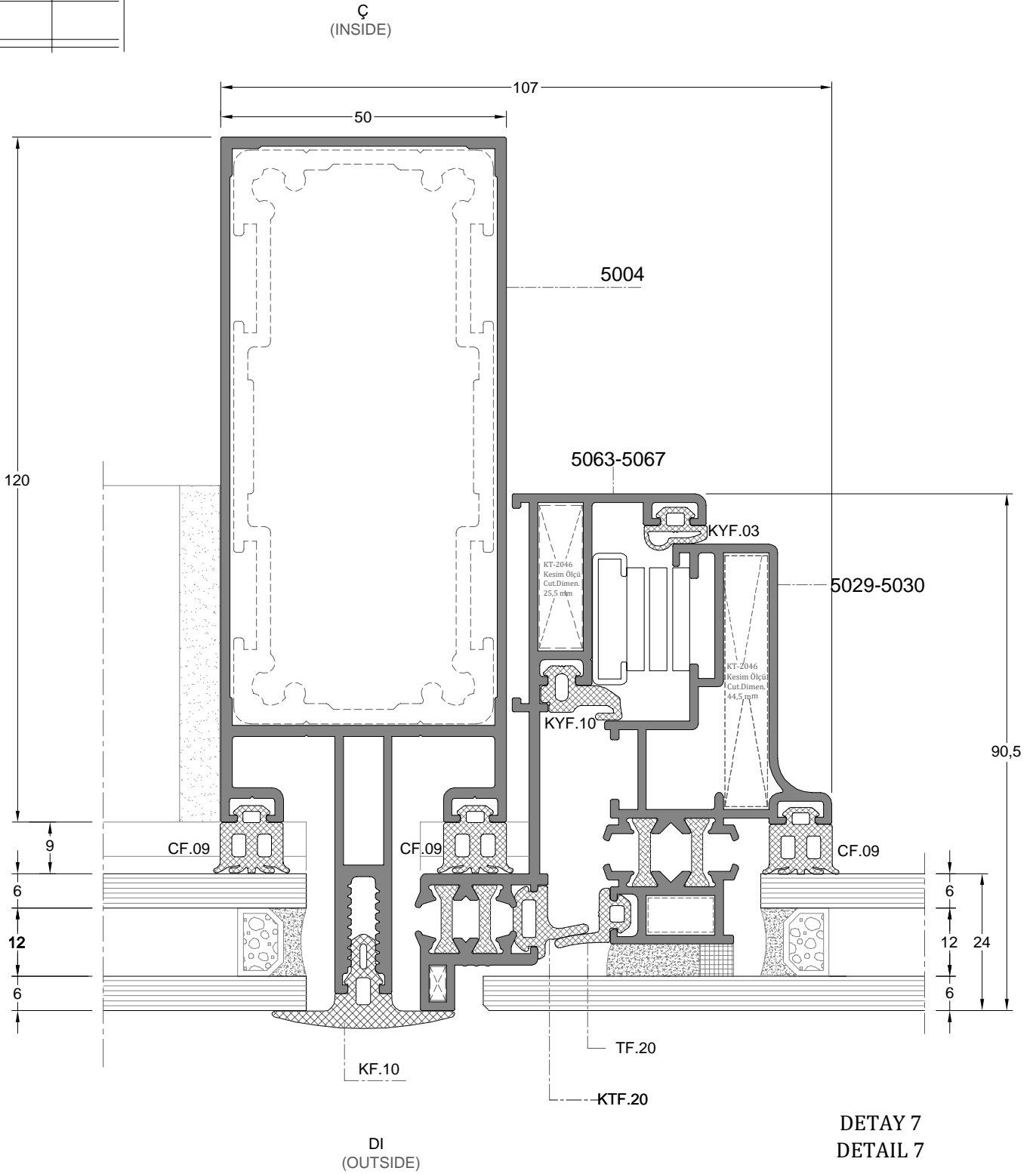
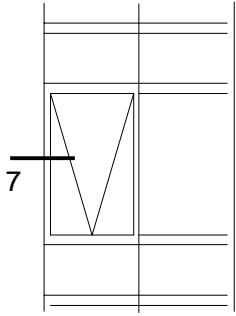


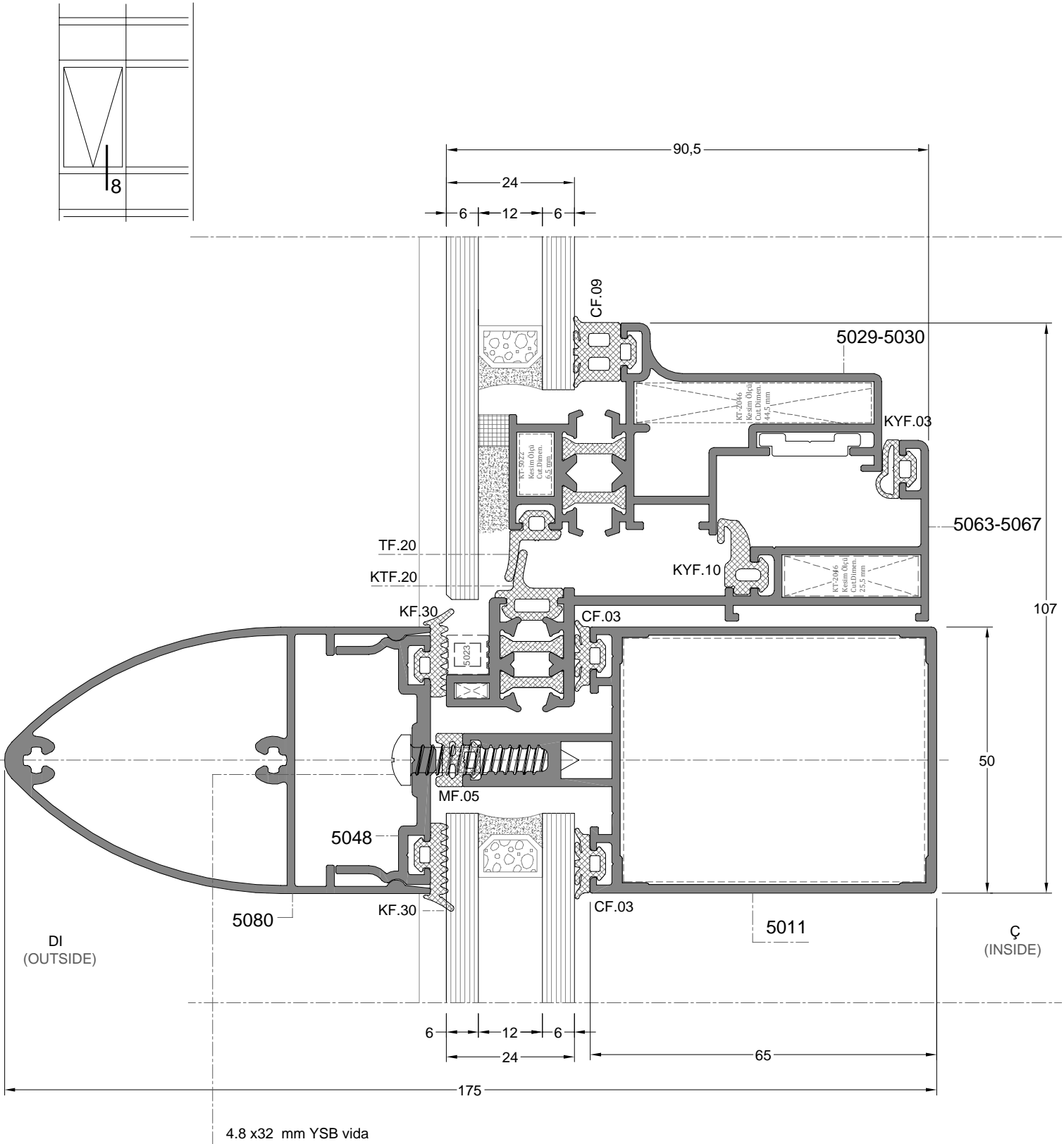
DETAIL 4
DETAIL 4



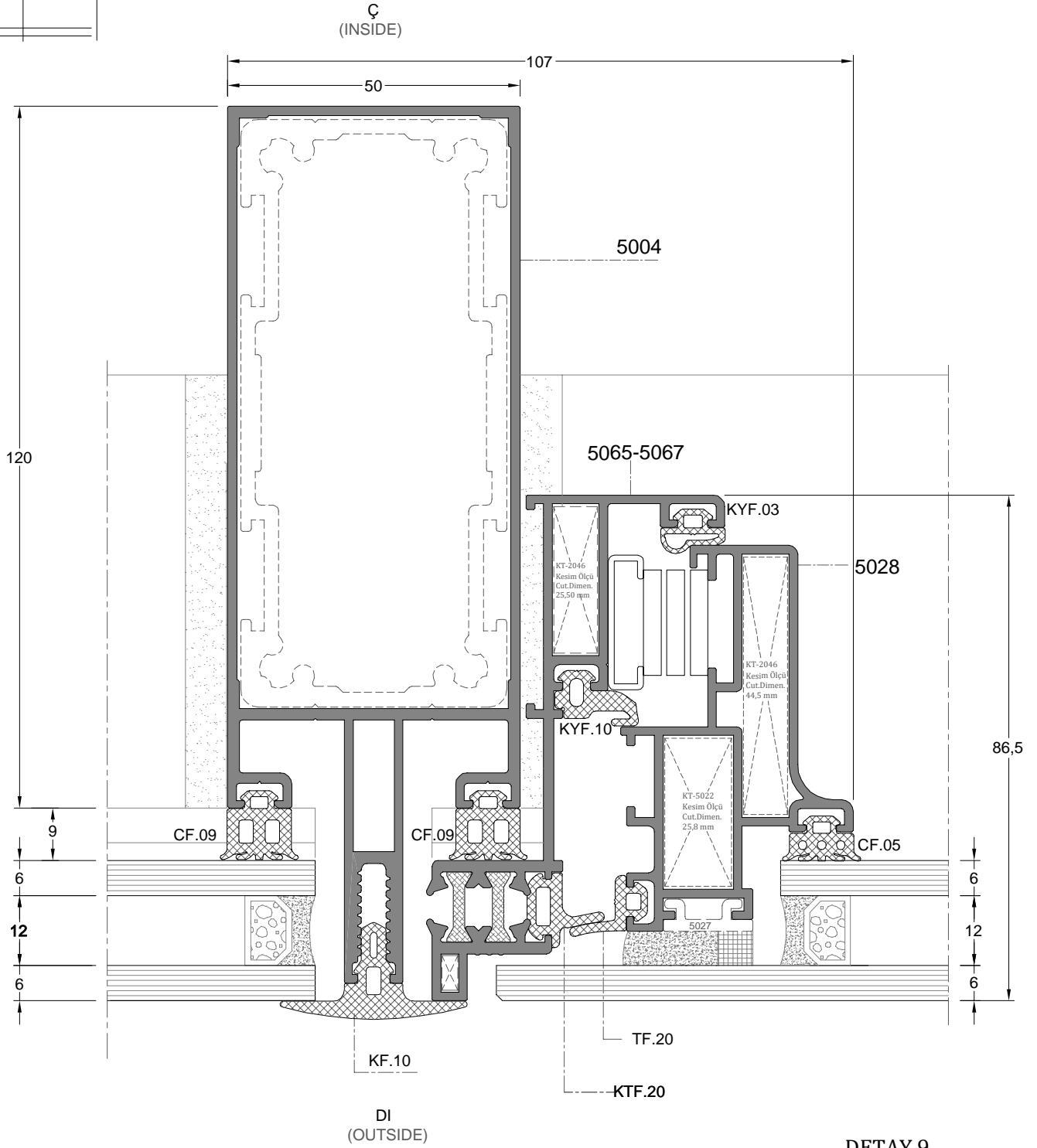
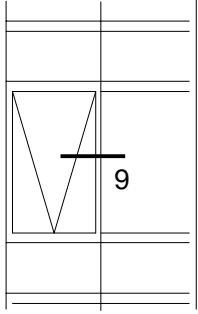


DETAY 6
DETAIL 6

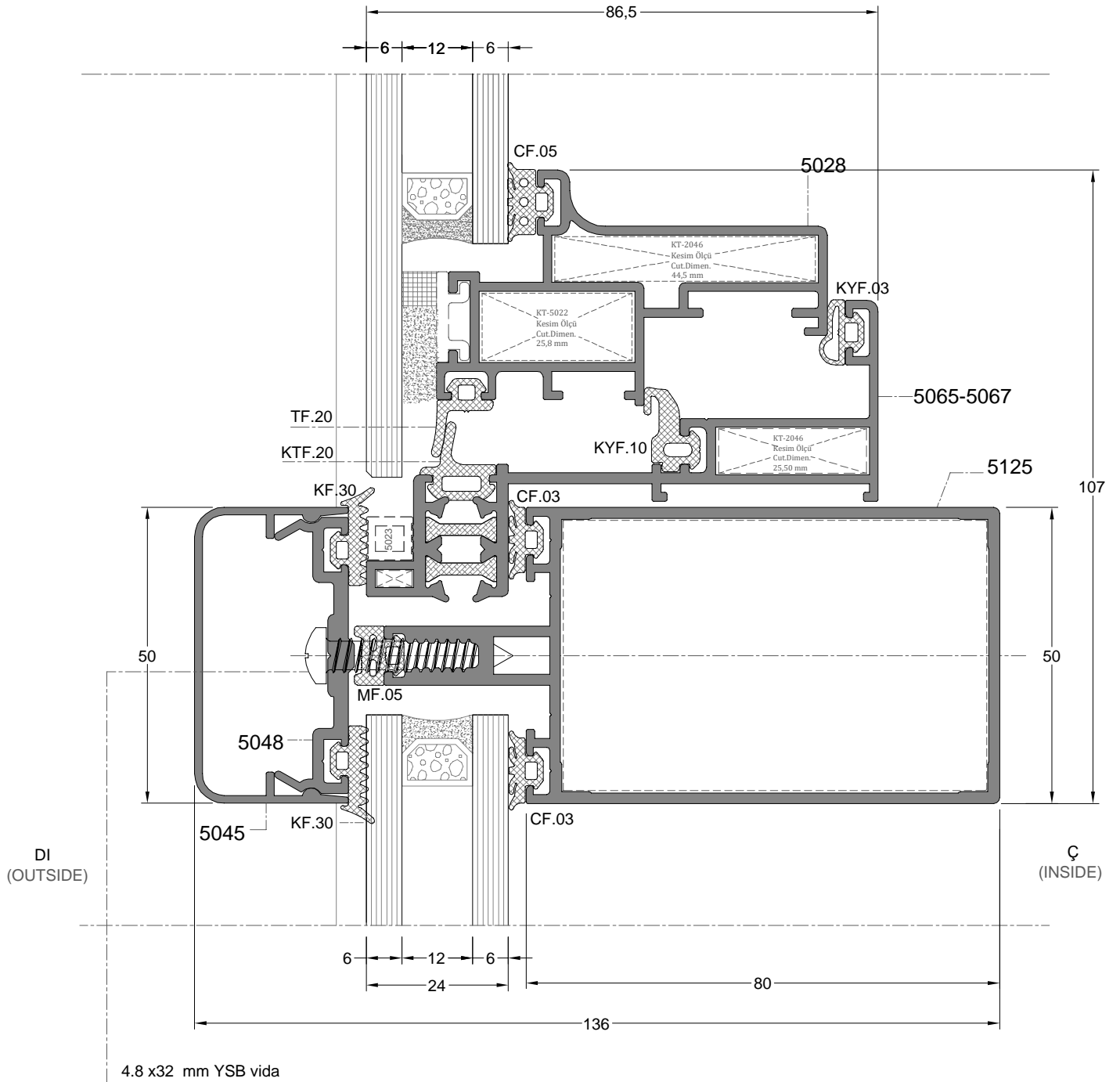
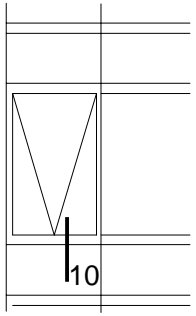




DETAIL 8
DETAIL 8



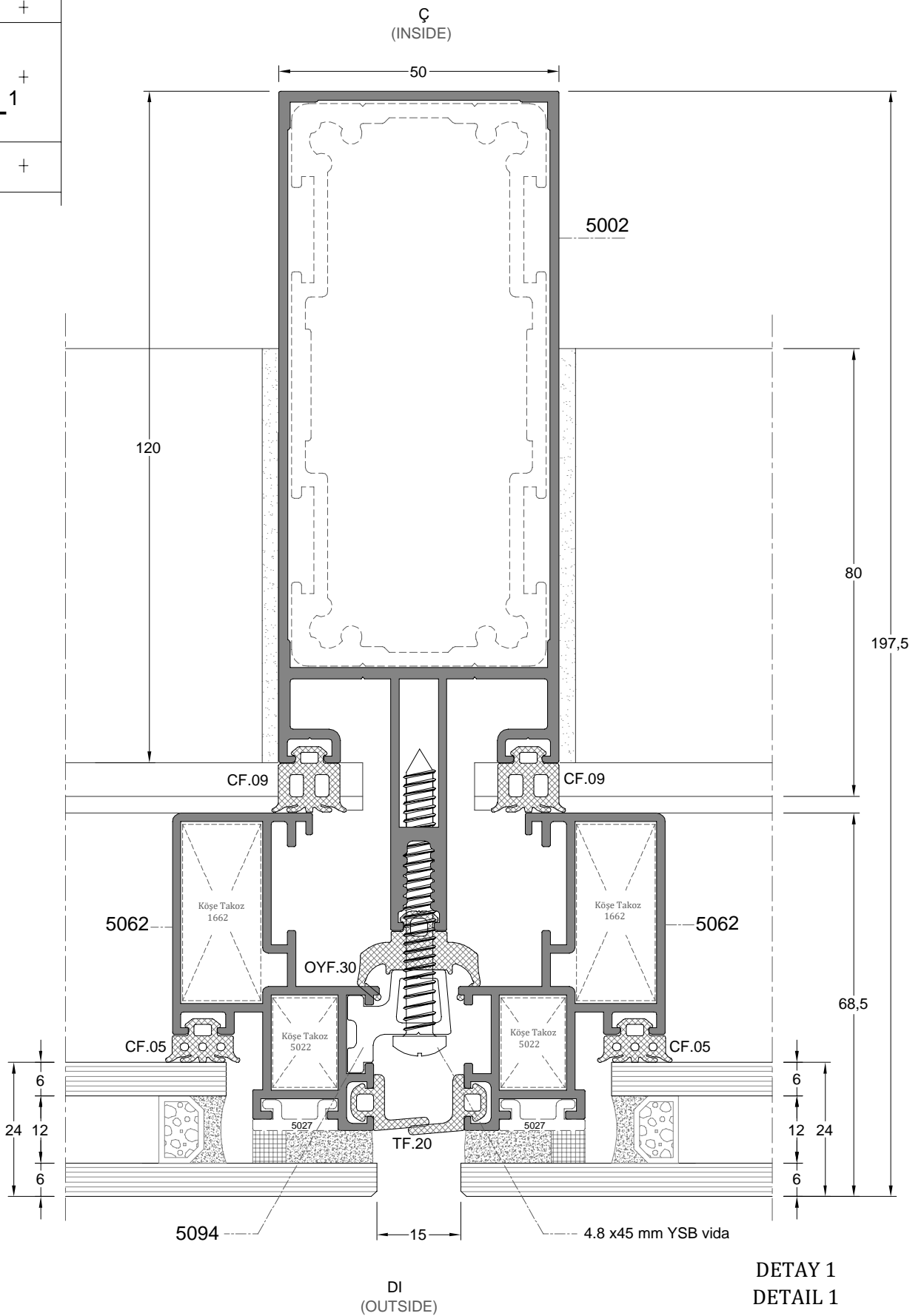
DETAY 9
DETAIL 9



DETAY 10
DETAIL 10

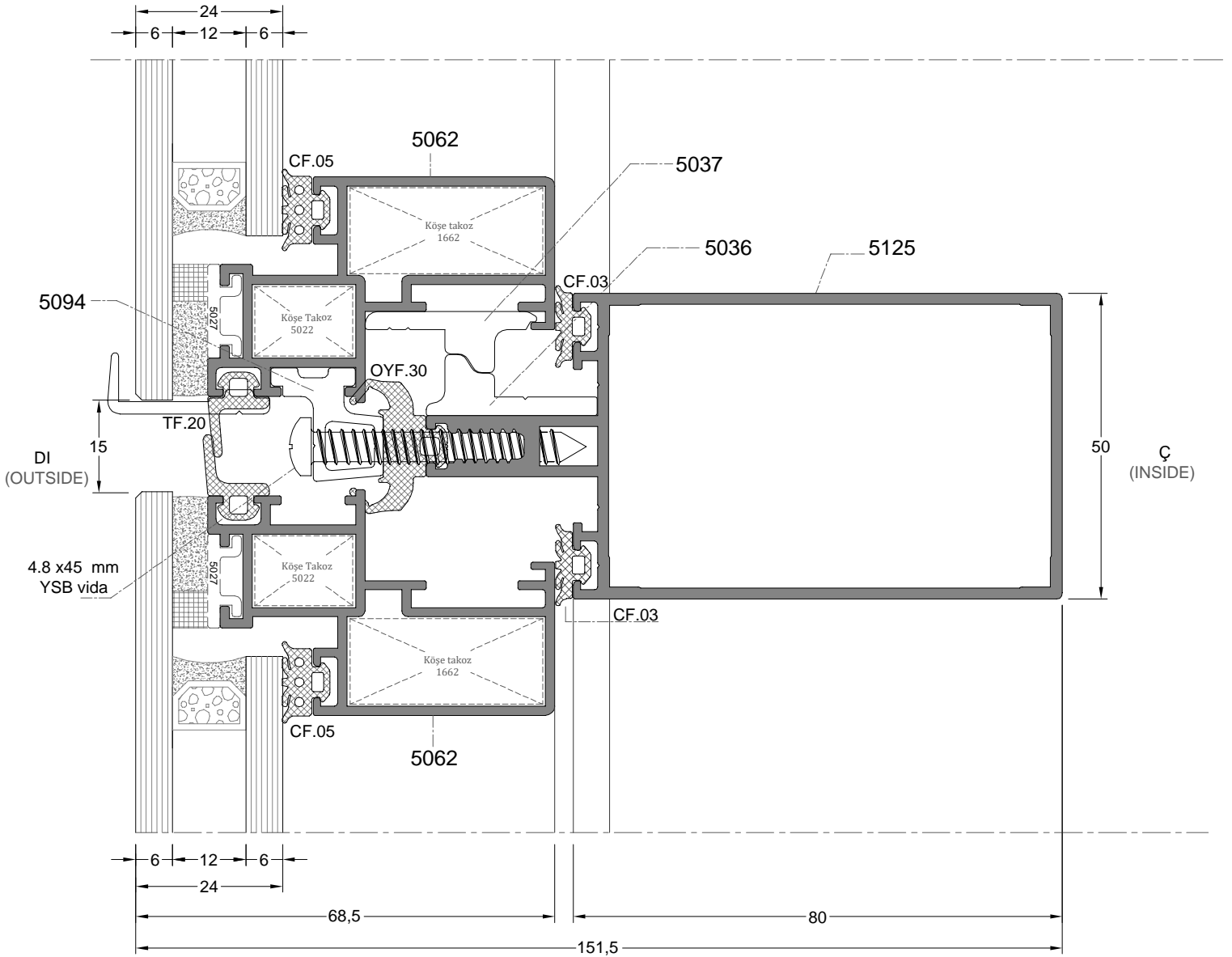
SİLİKONLU CEPHE SİSTEMİ DETAYLARI

+	+
+	+
1	
+	+



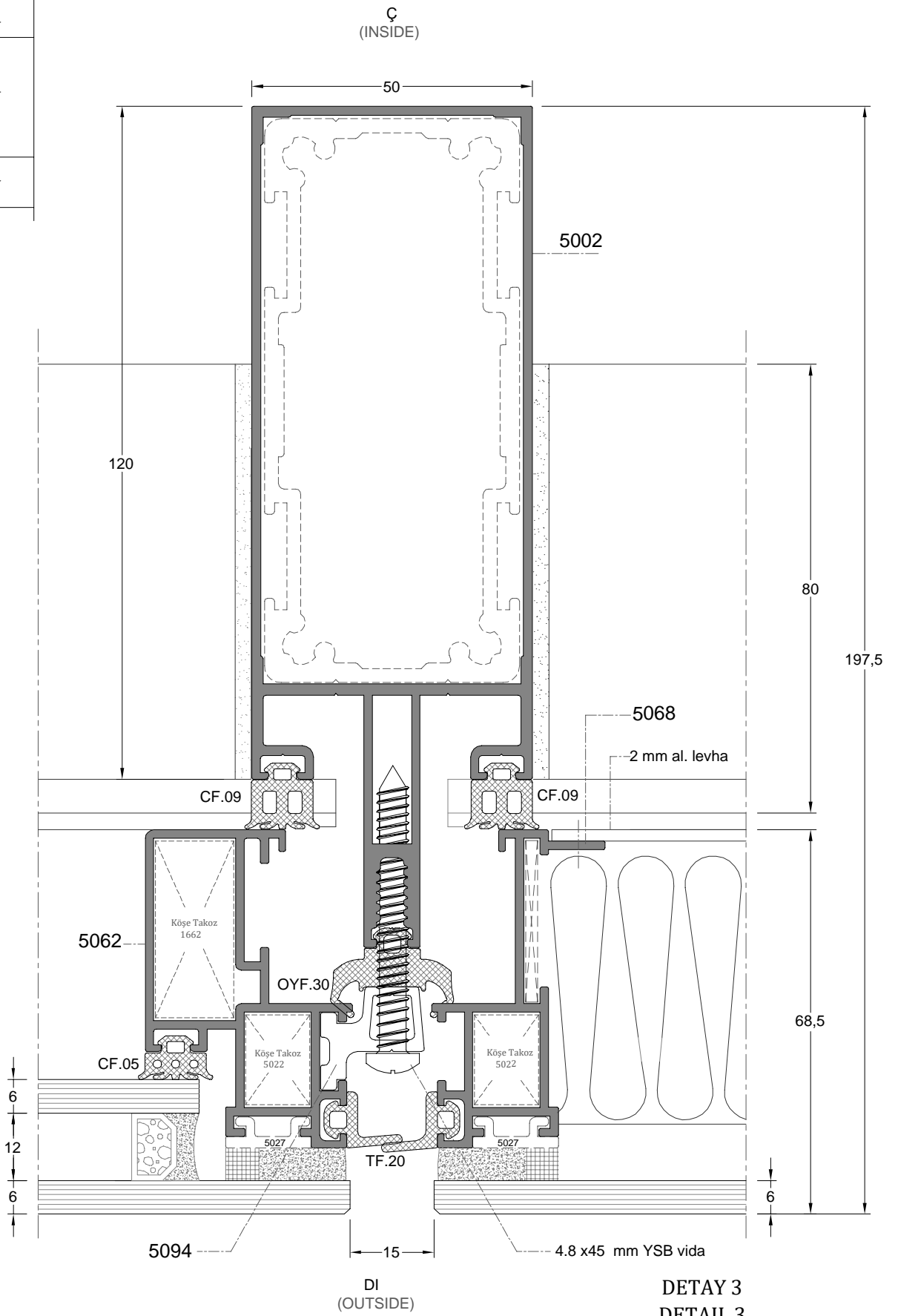
+	+
+	+
+	+

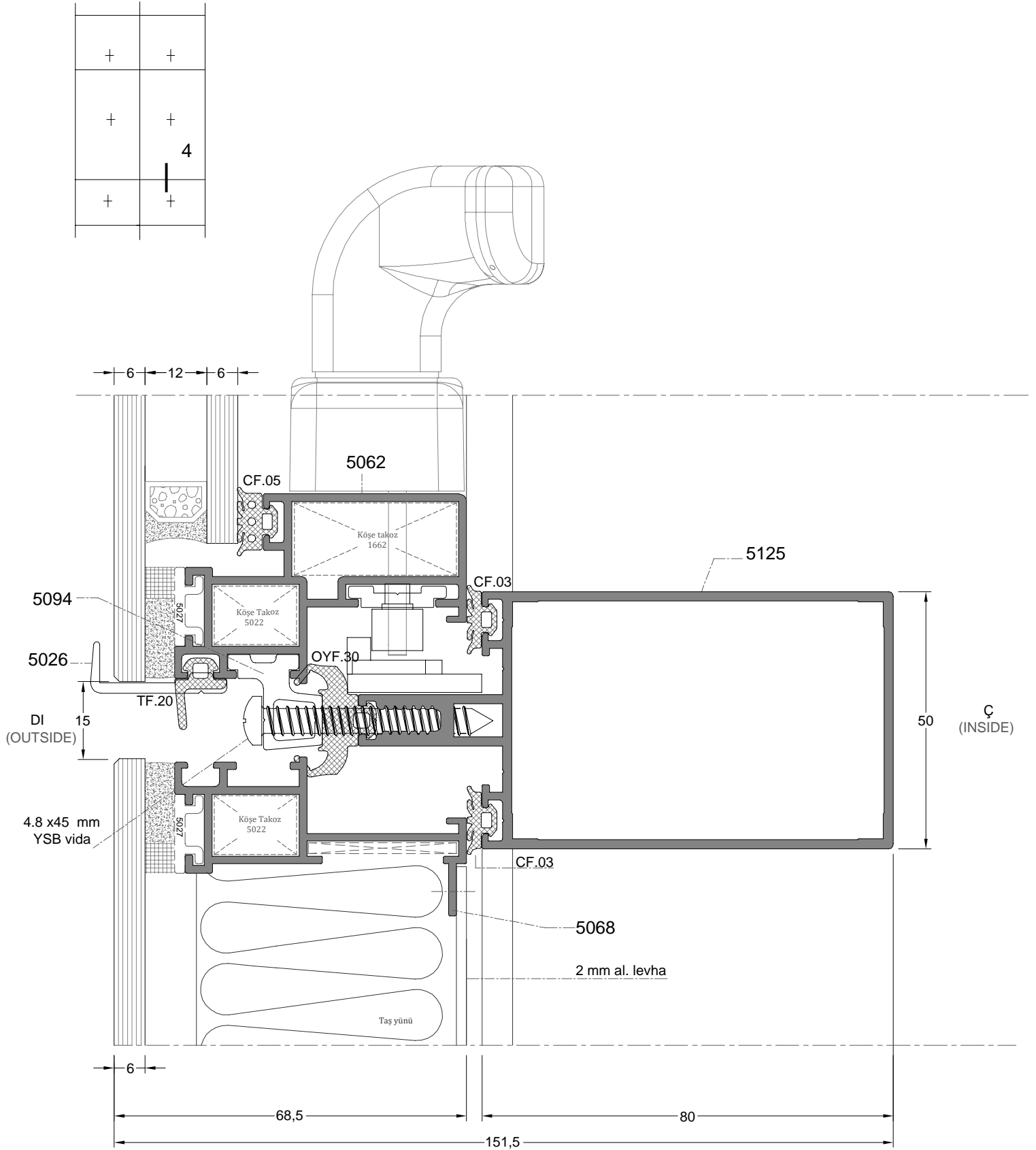
2



DETAY 2
DETAIL 2

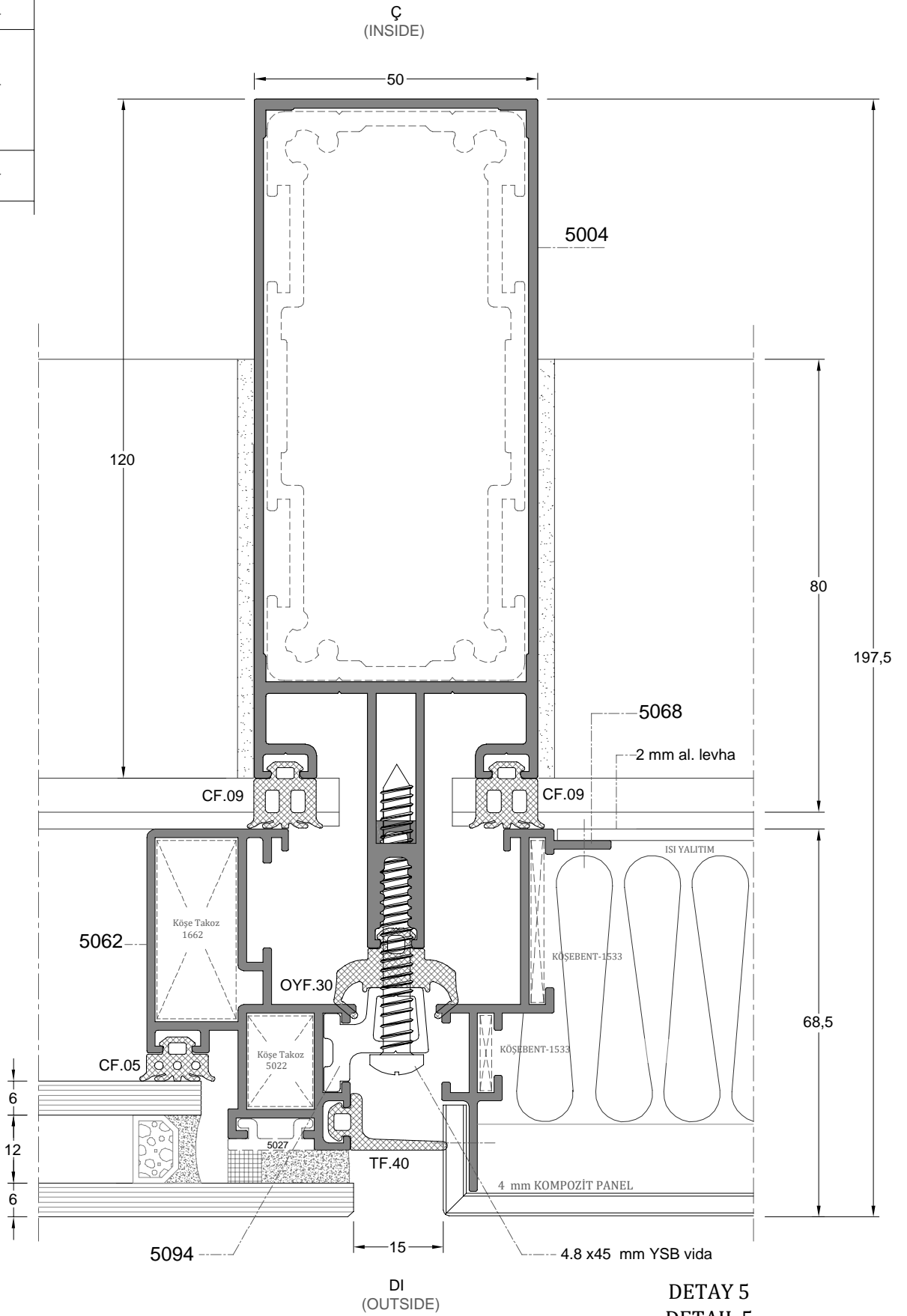
+	+
+	+
3	
+	+



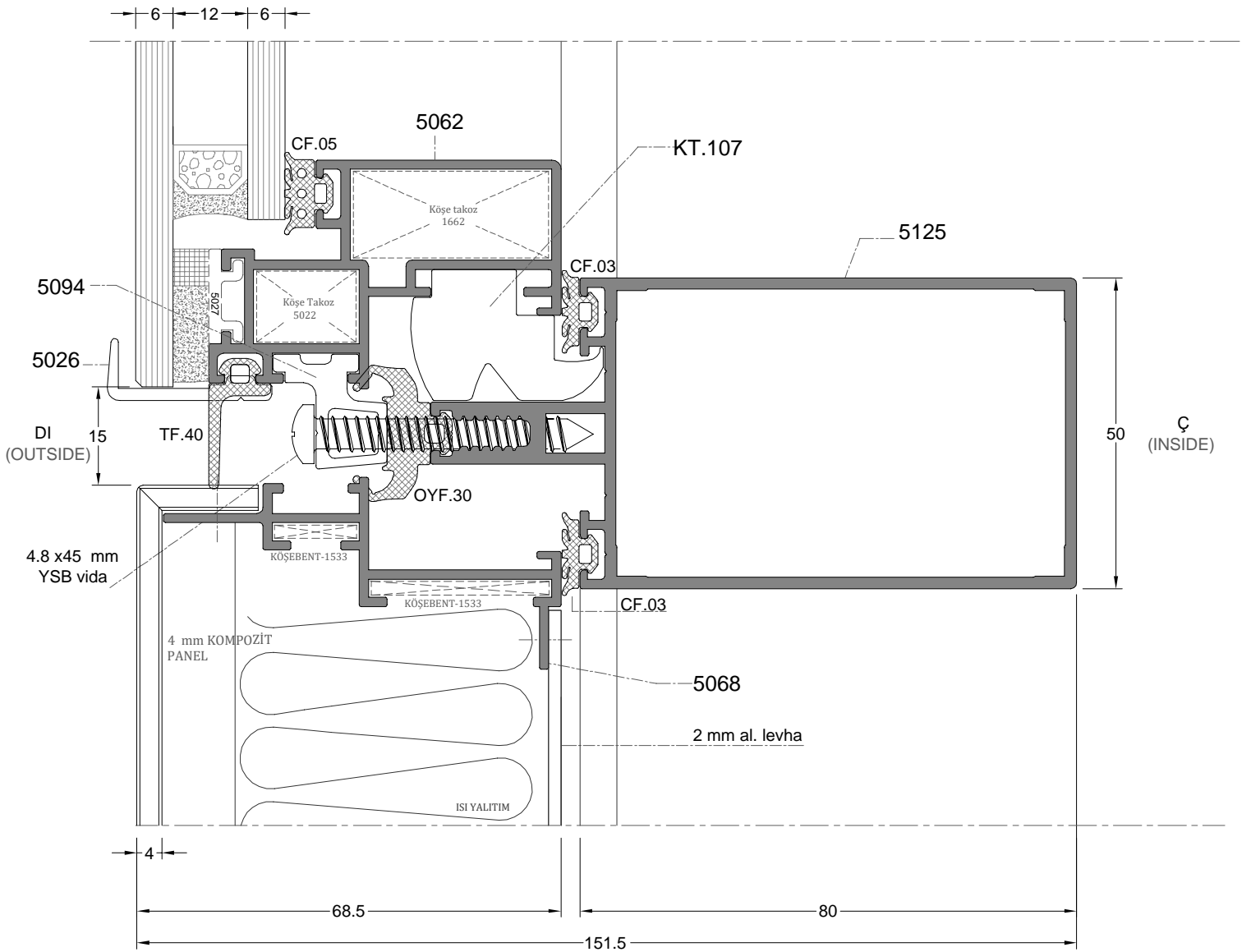


DETAY 4
DETAIL 4

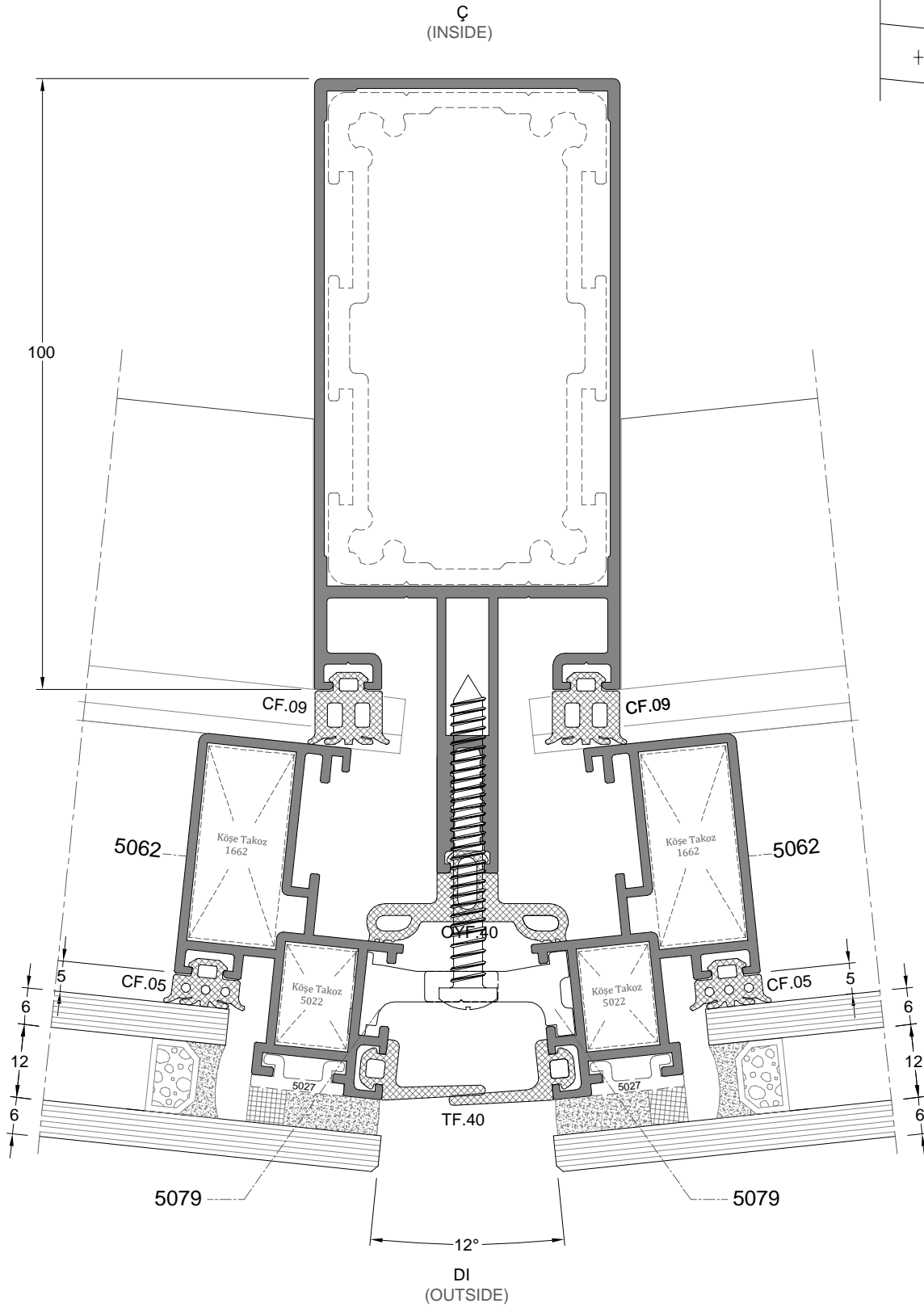
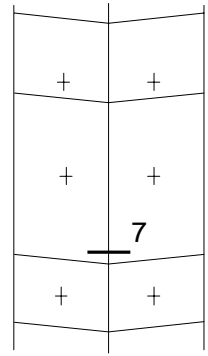
+	+
+	+
5	
+	+



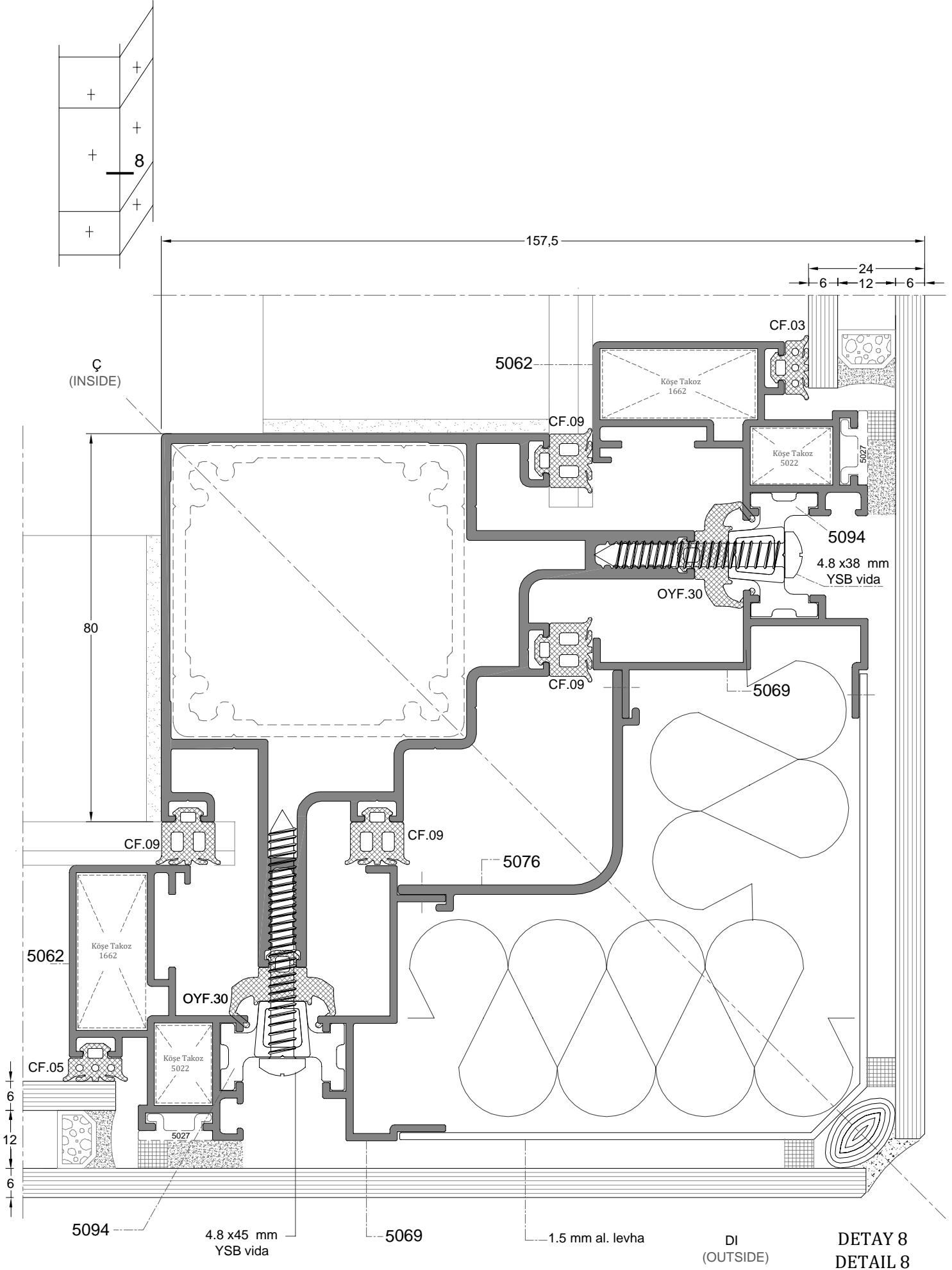
	+	+
	+	+
		6
	+	+

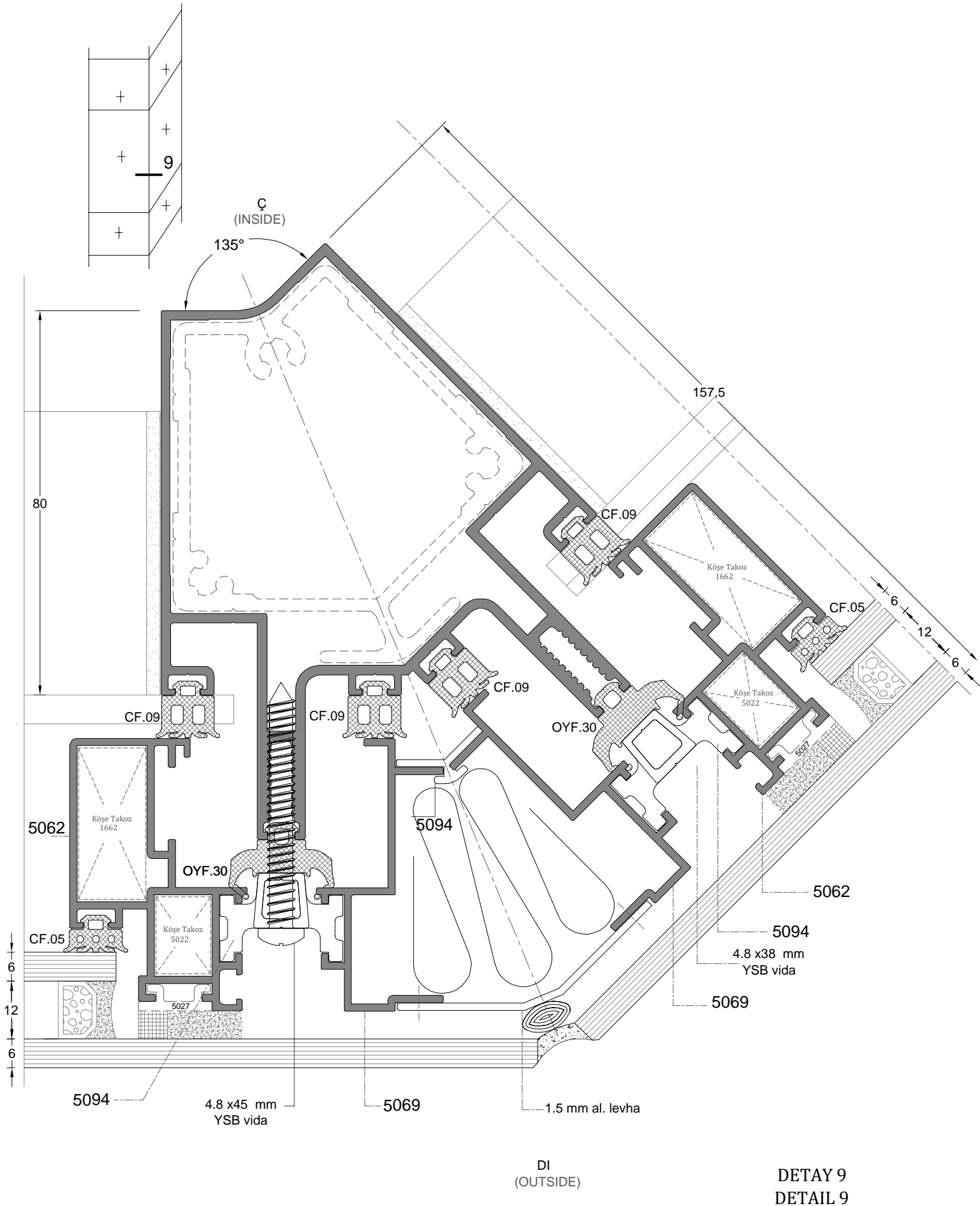


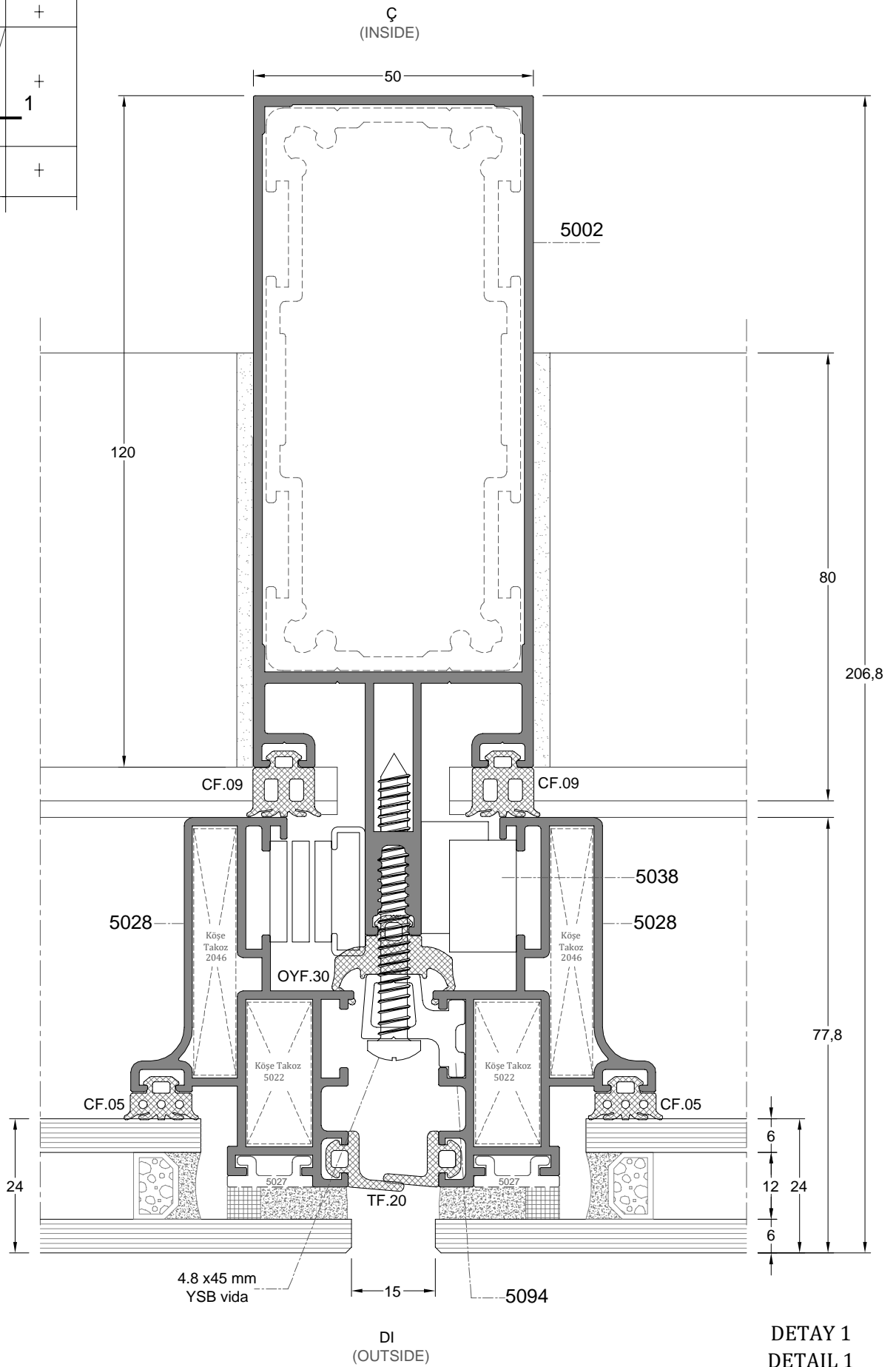
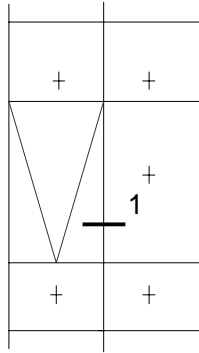
DETAY 6
DETAIL 6

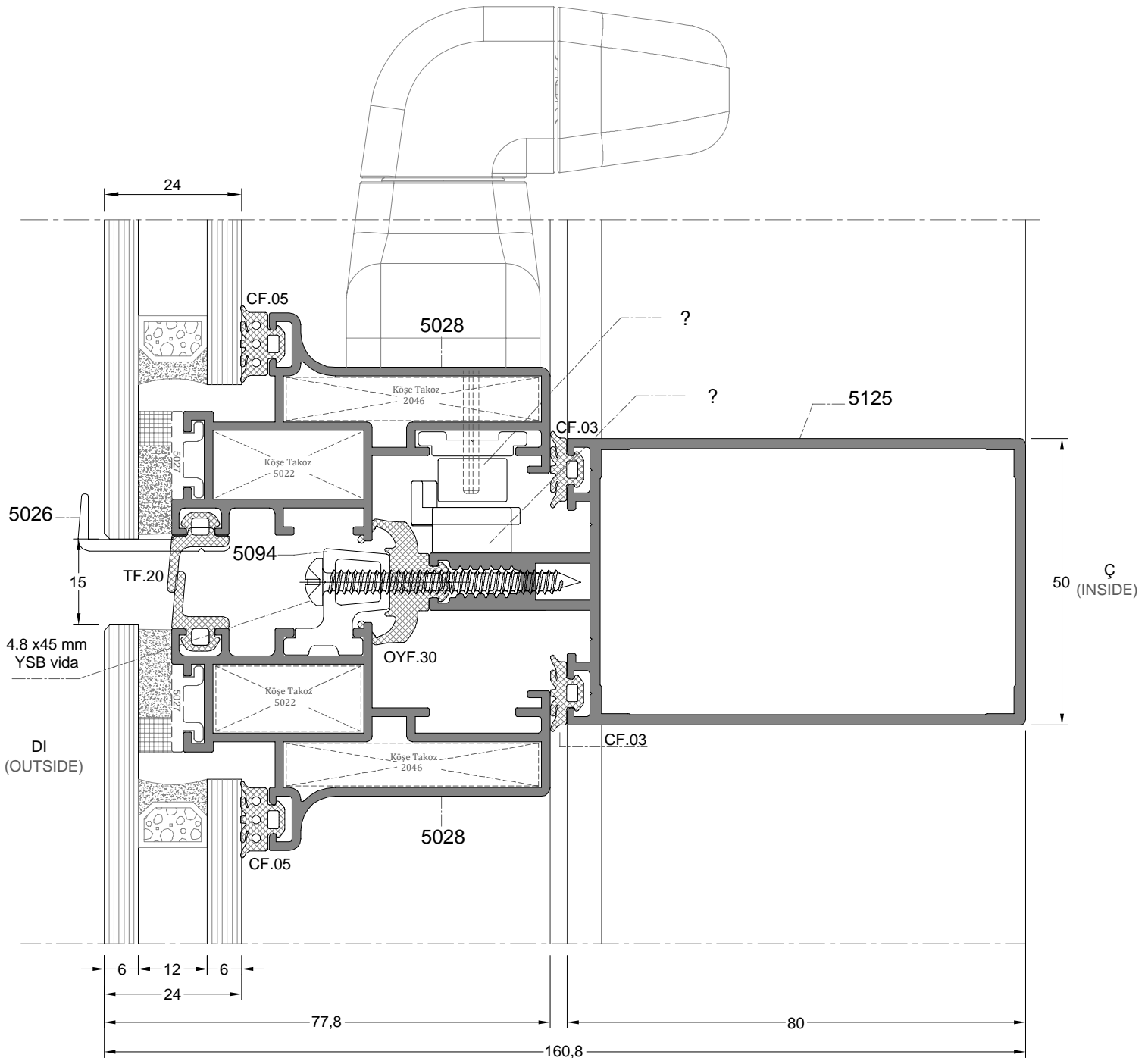
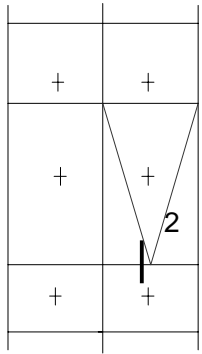


DETAY 7
DETAIL 7



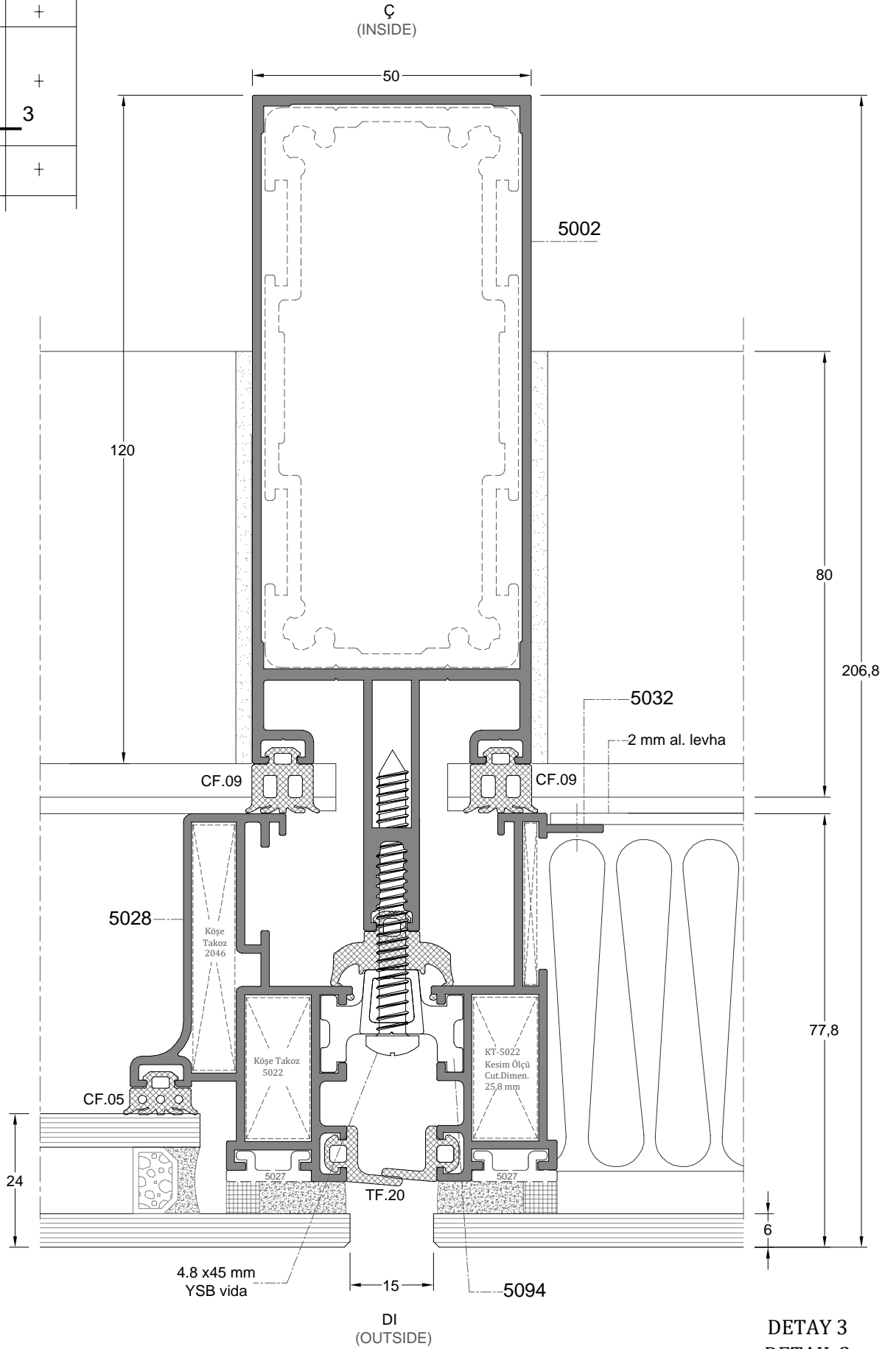




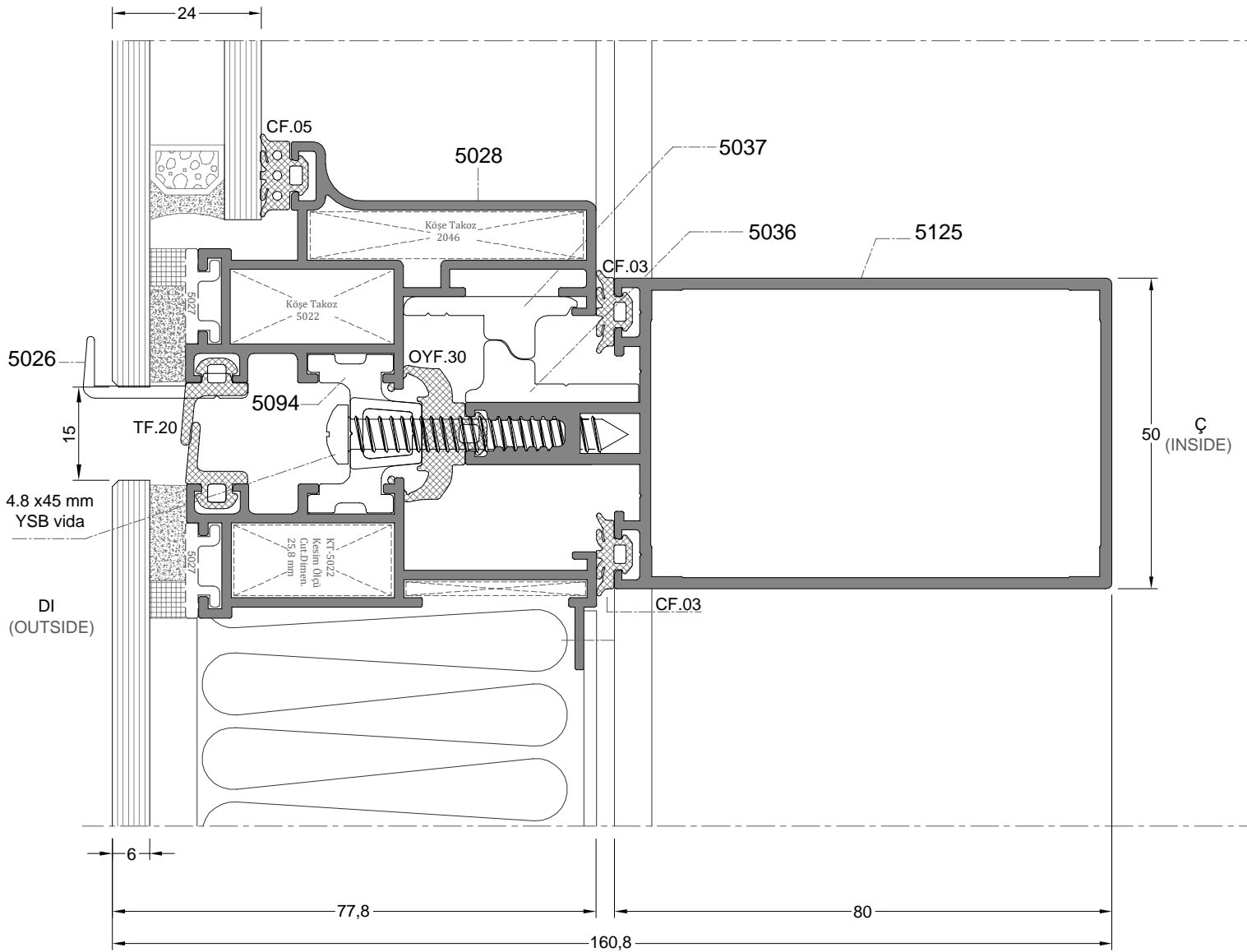


DETAY 2
DETAIL 2

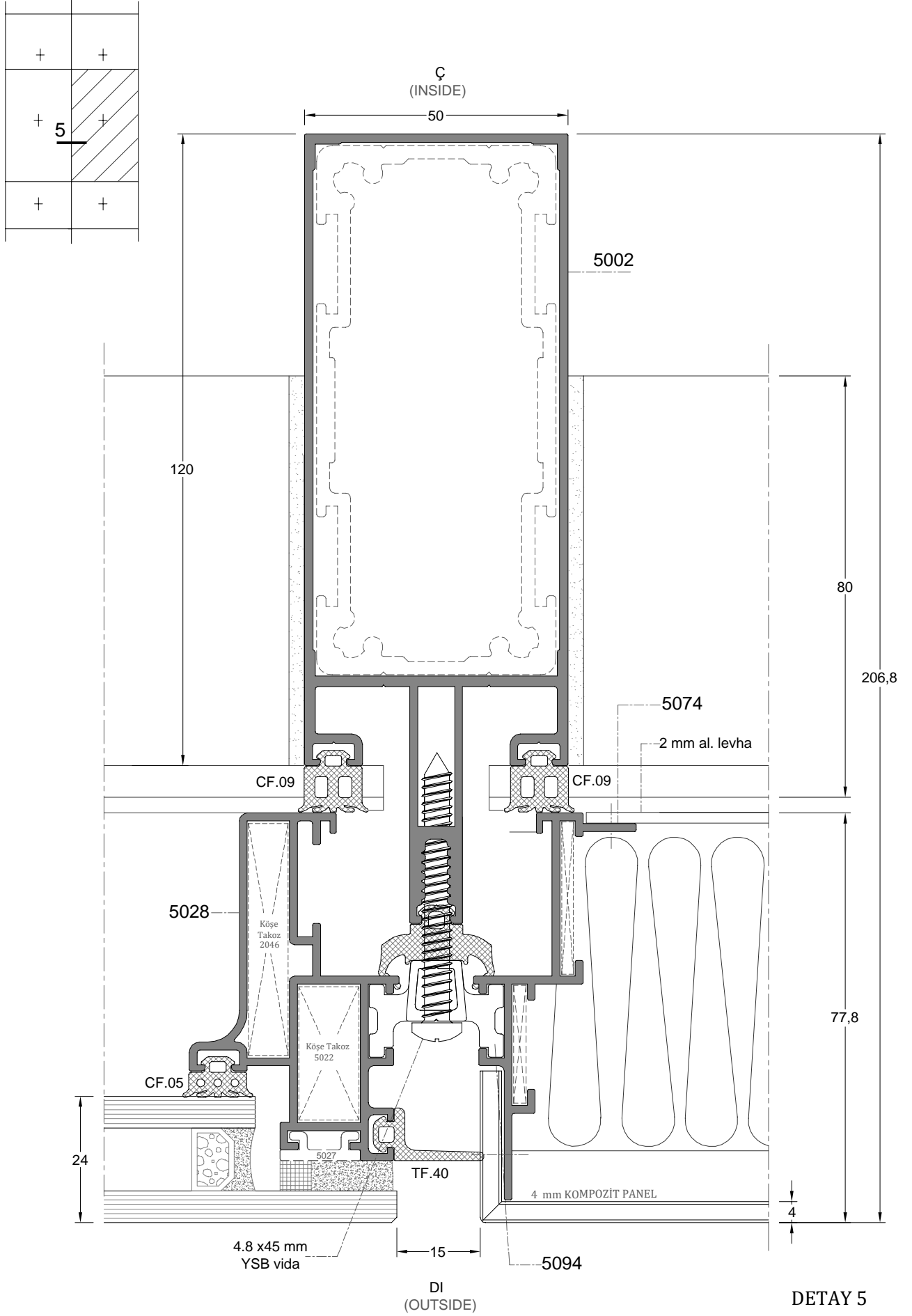
+	+
+	+
3	
+	+

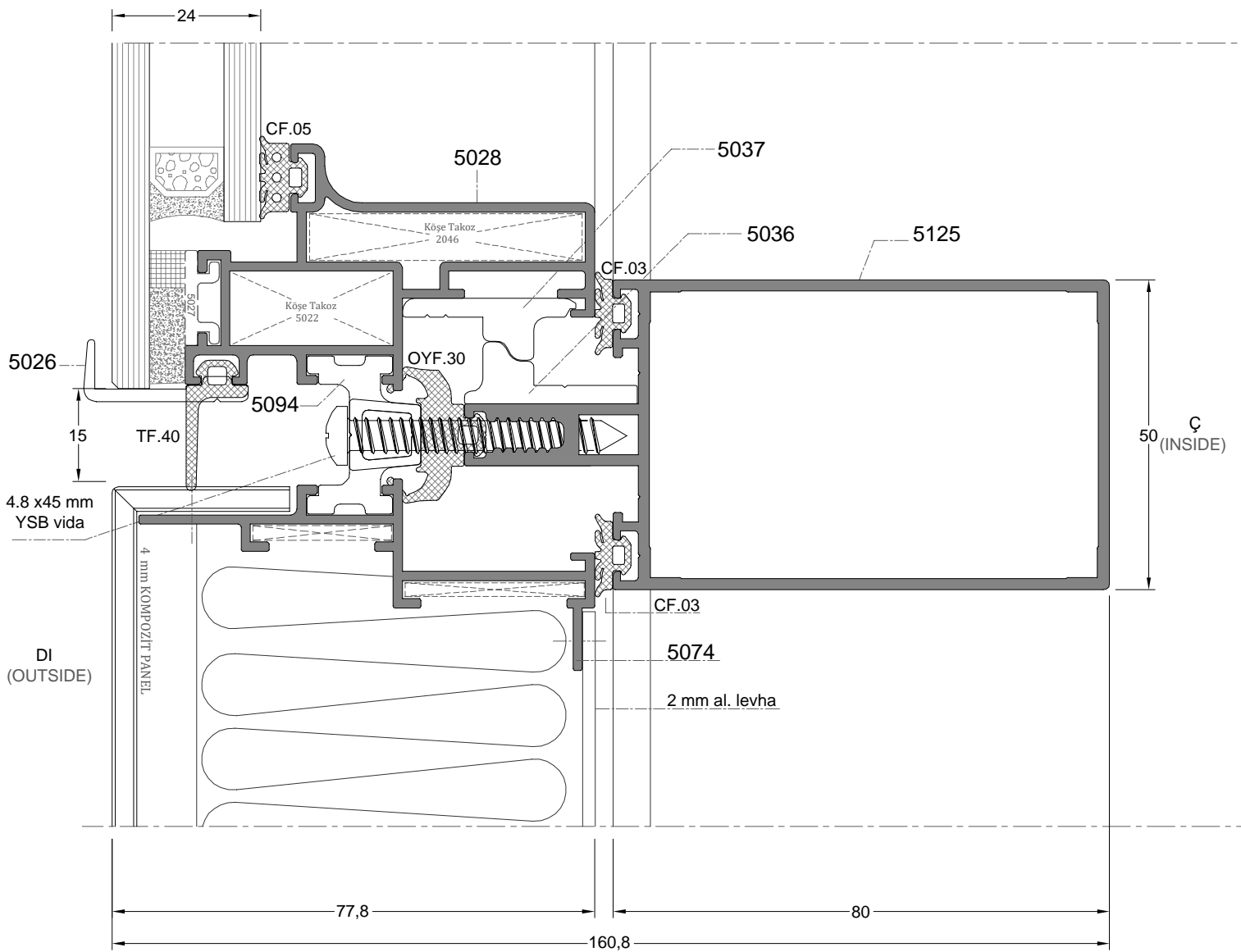
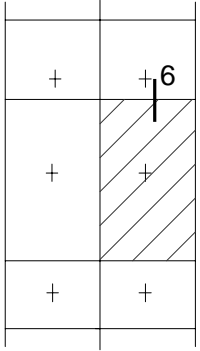


+	+
+	+
+	+
	4

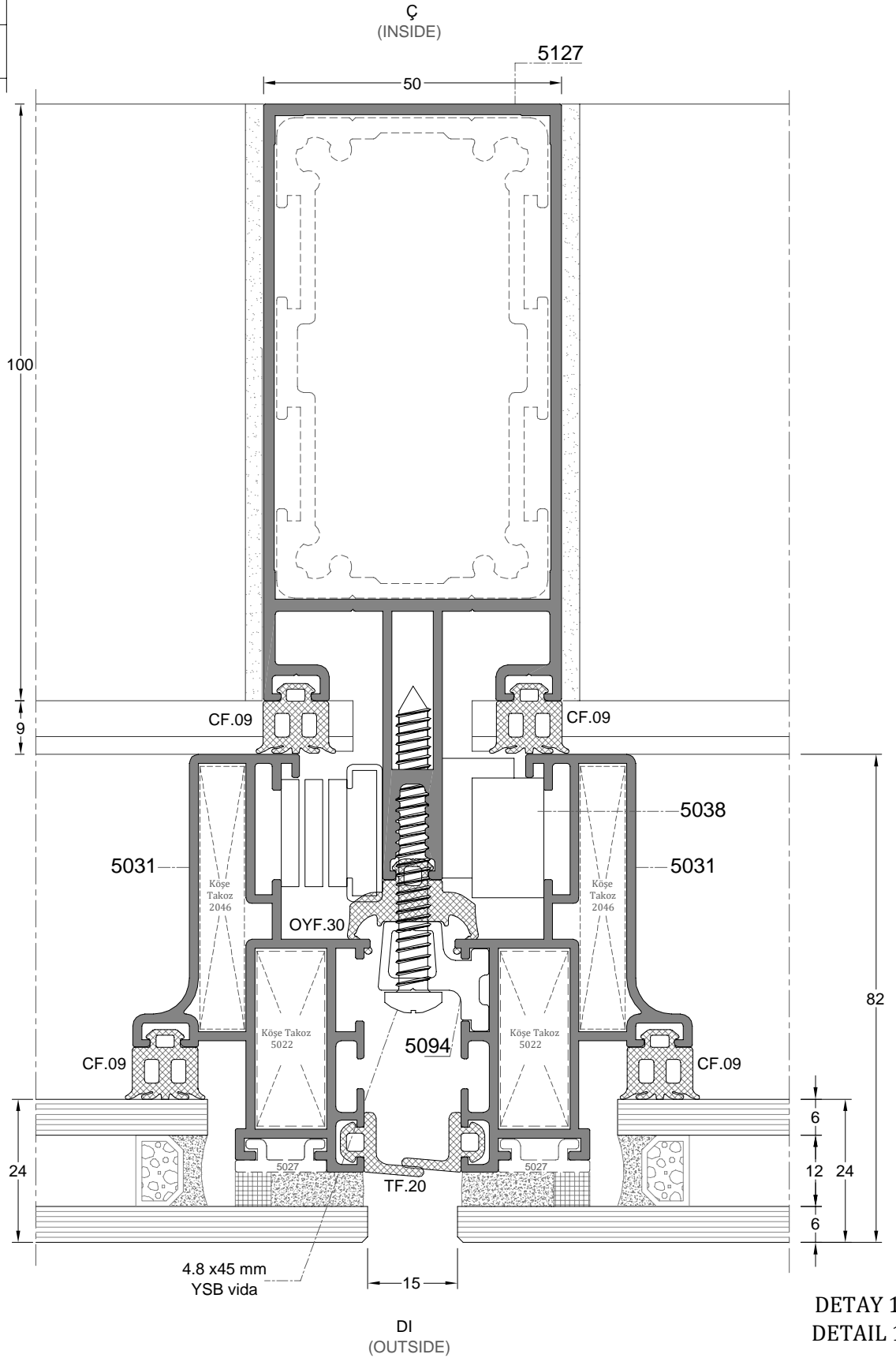
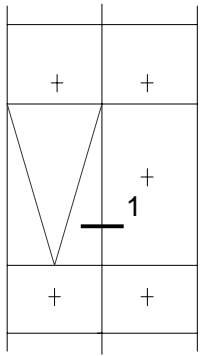


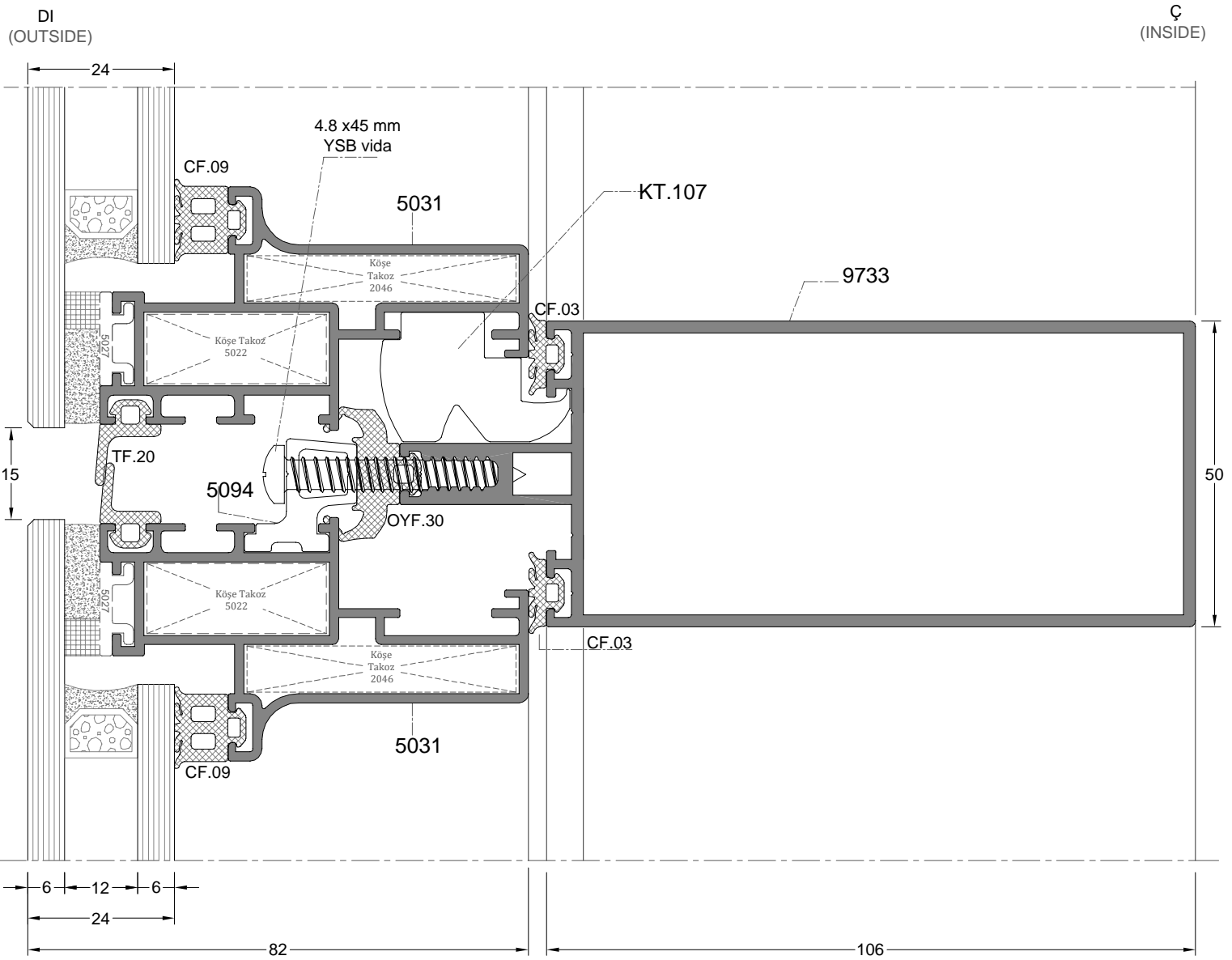
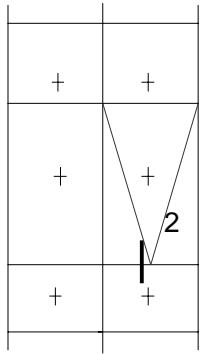
DETAY 4
DETAIL 4



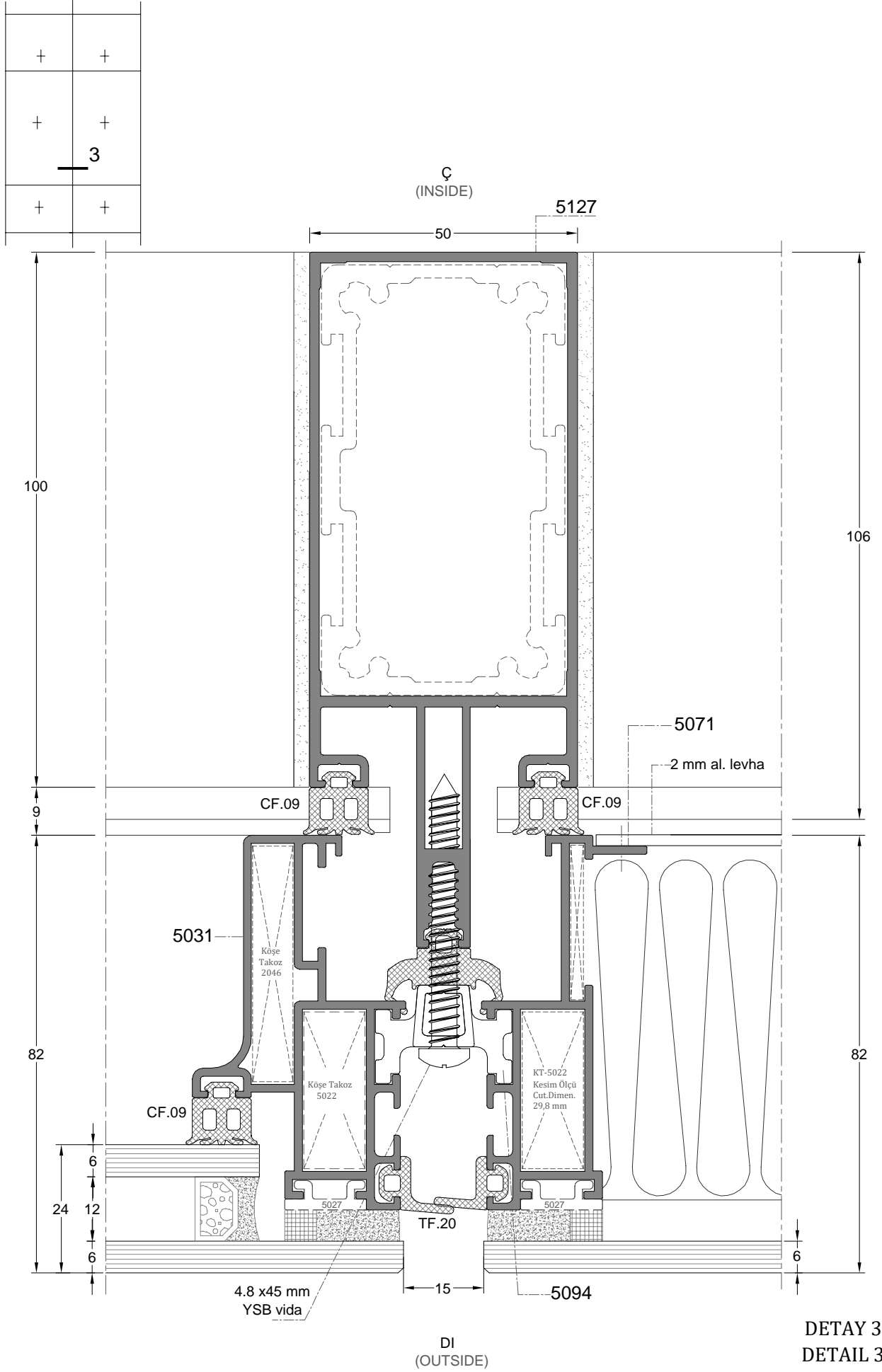


DETAY 6
DETAIL 6



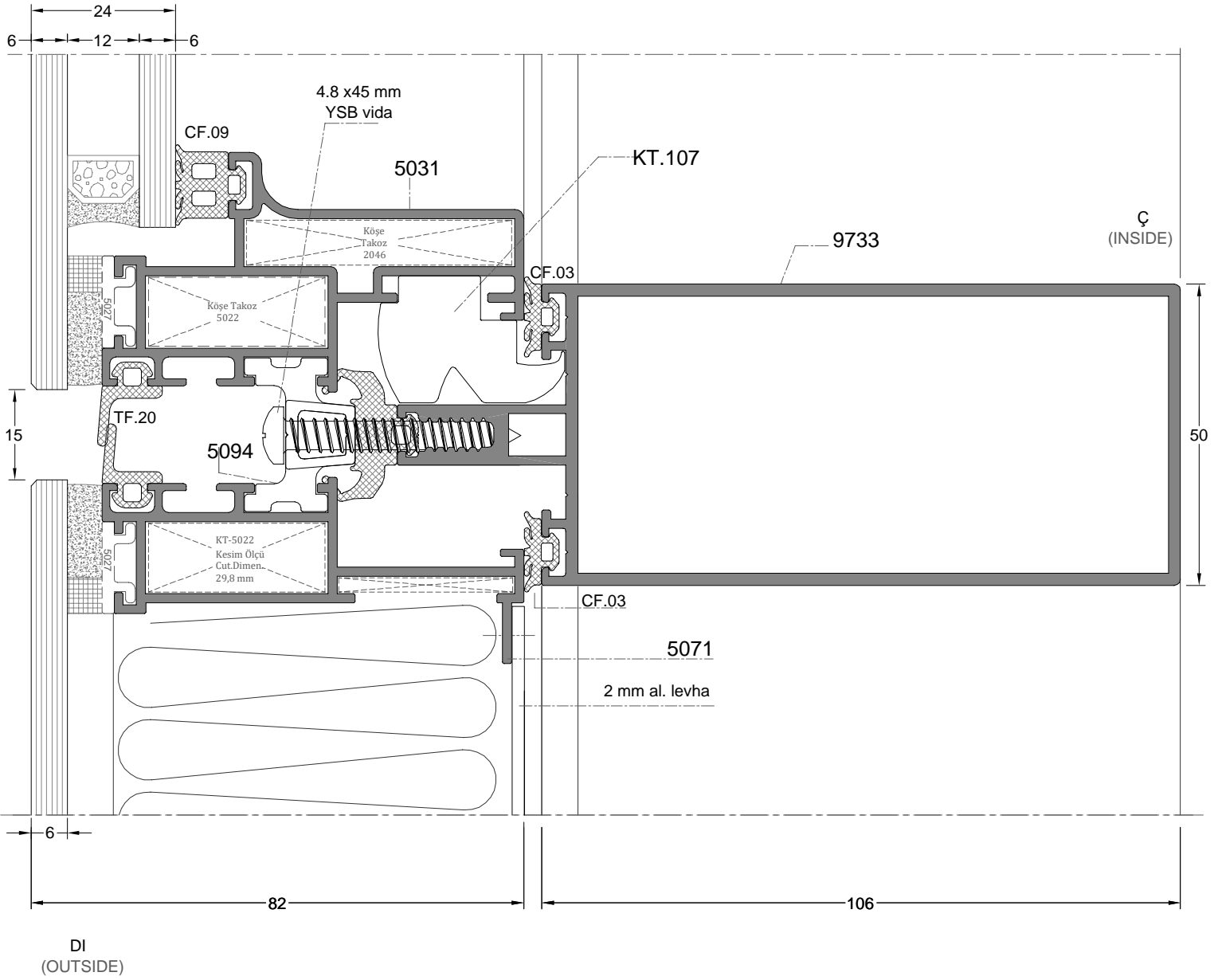


DETAY 2
DETAIL 2

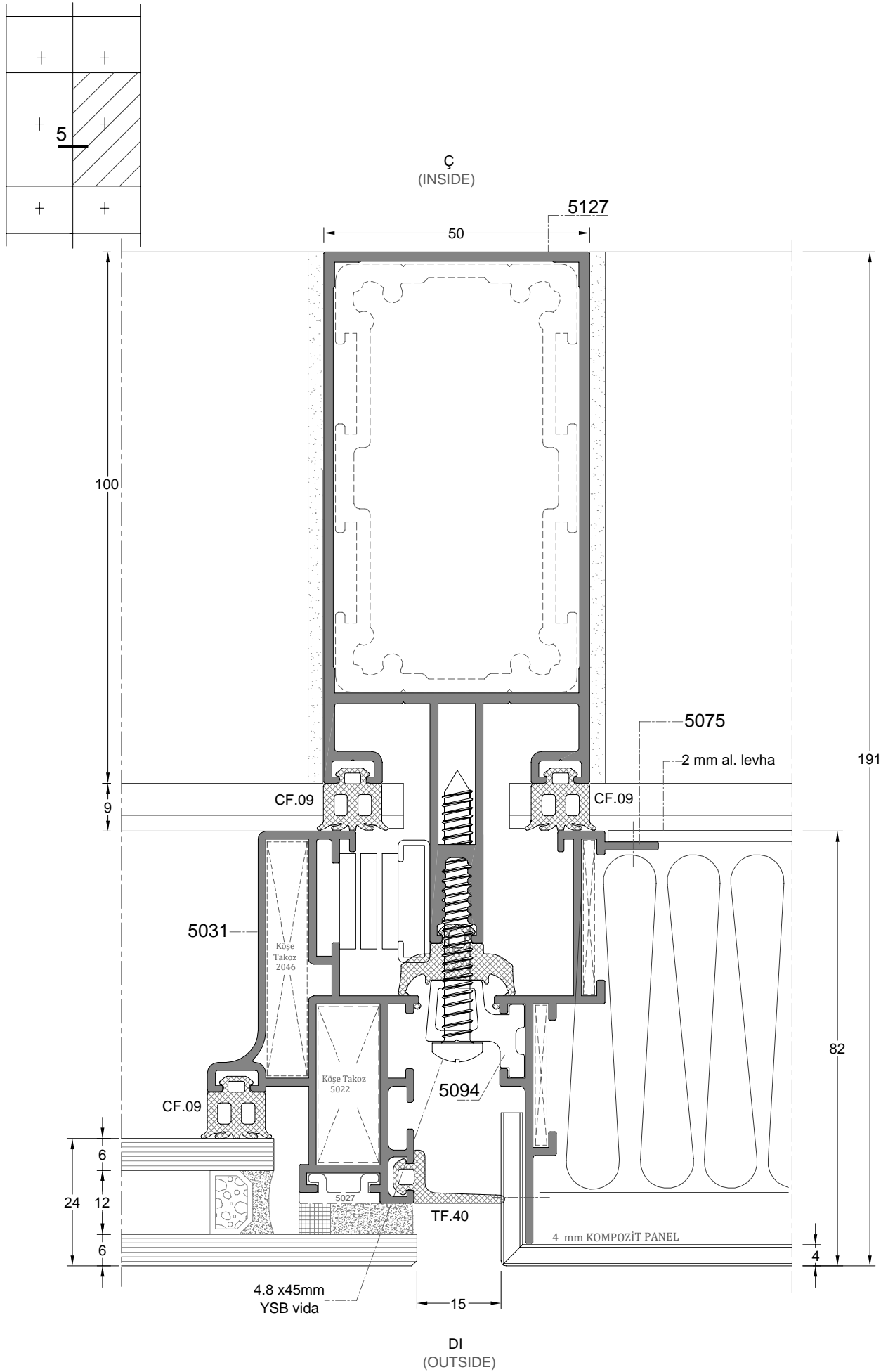


+	+
+	+
+	+

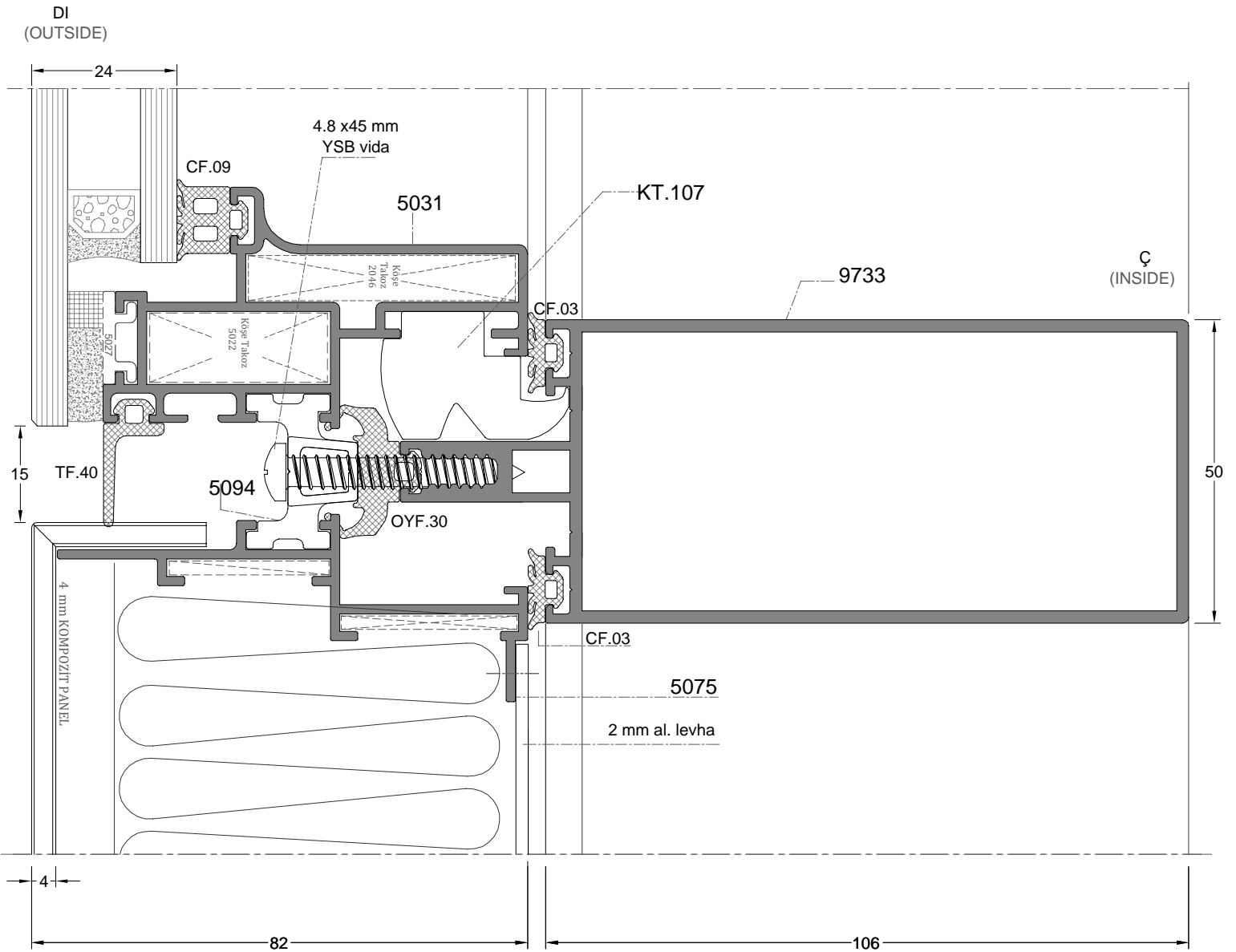
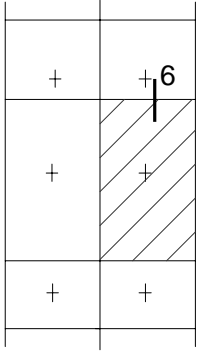
4



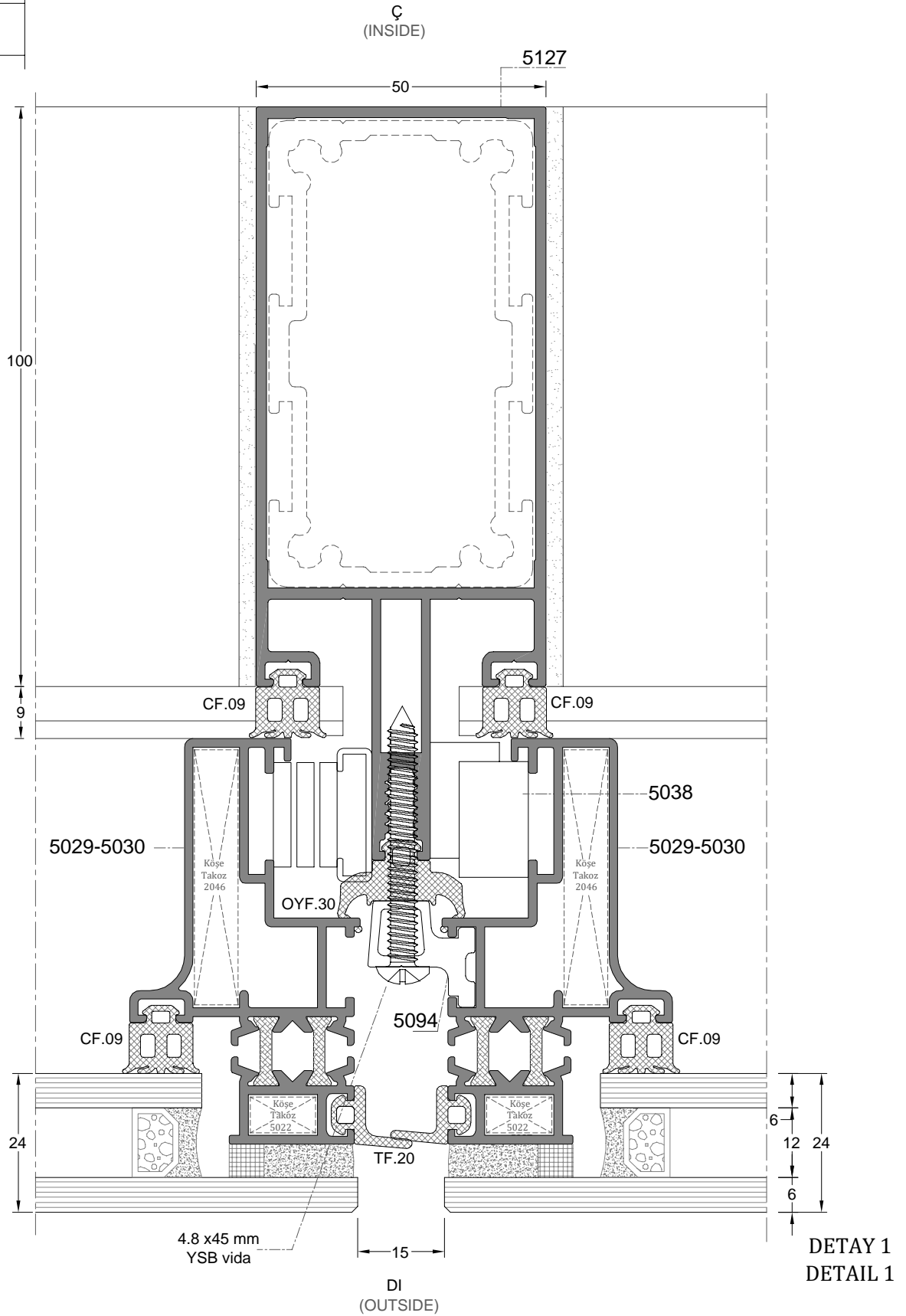
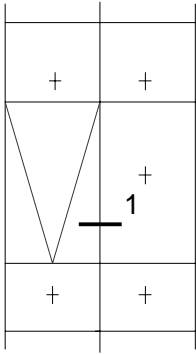
DETAY 4
DETAIL 4

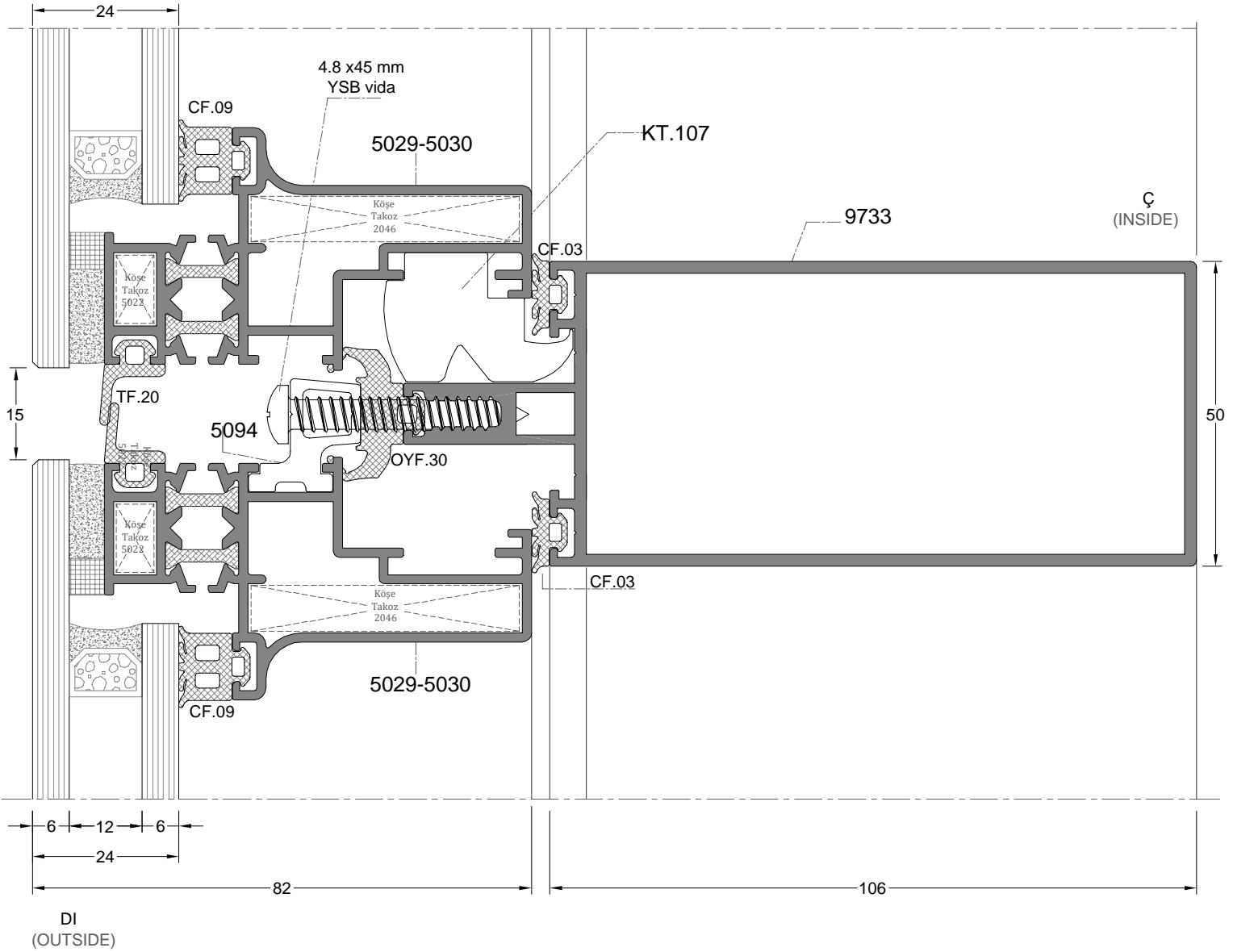
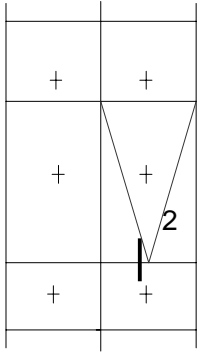


DETAY 5
DETAIL 5

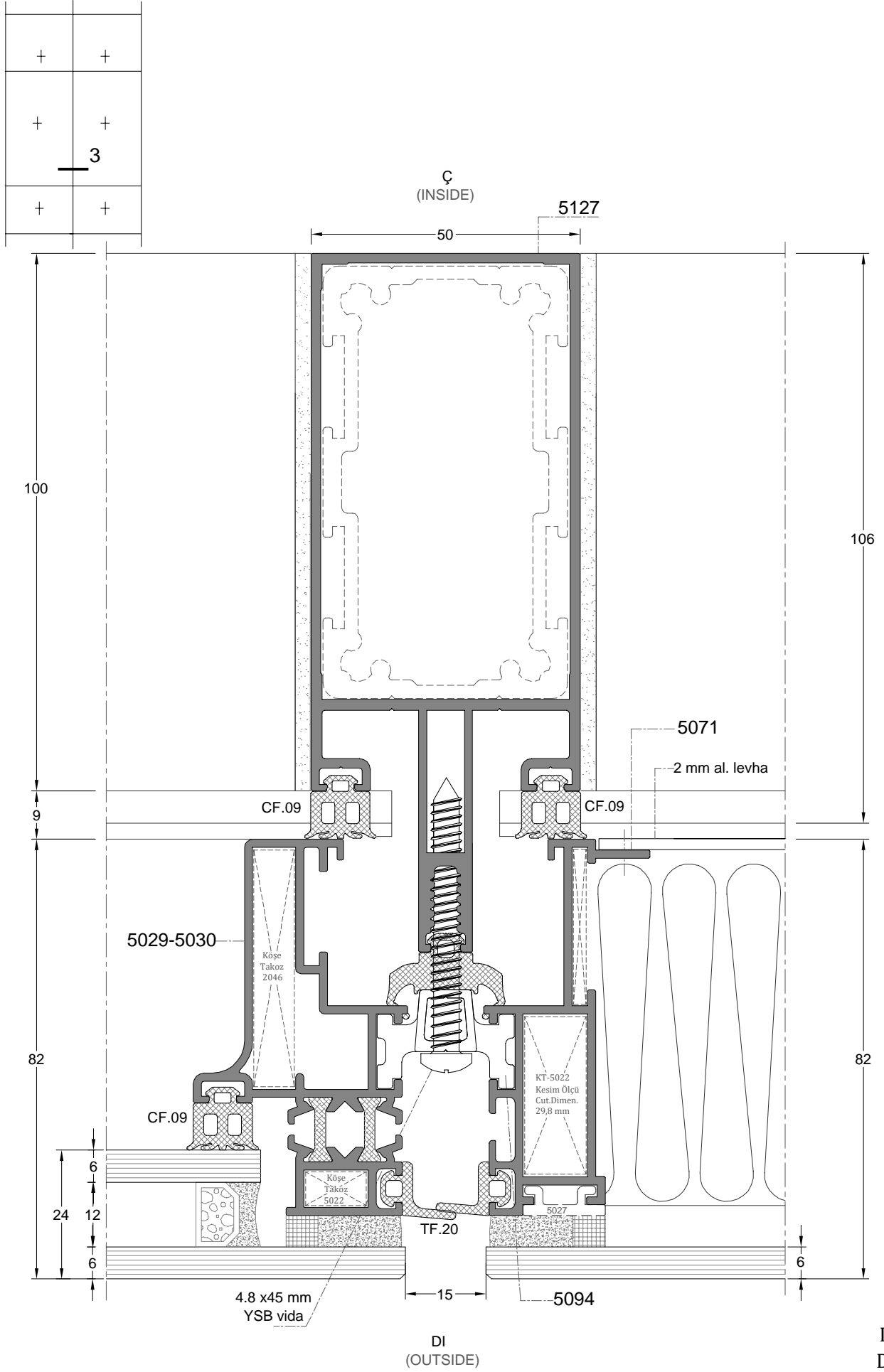


DETAY 6
DETAIL 6

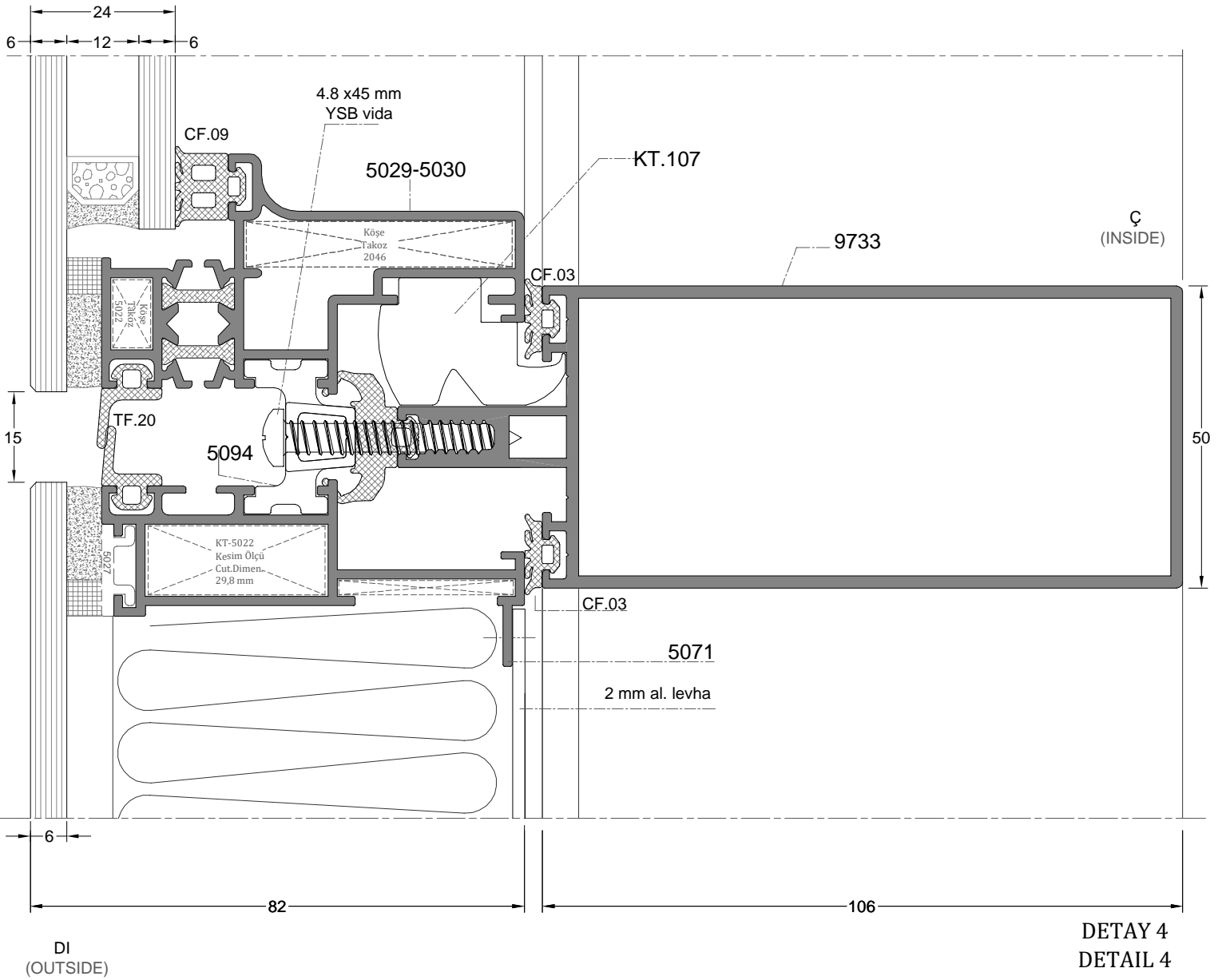


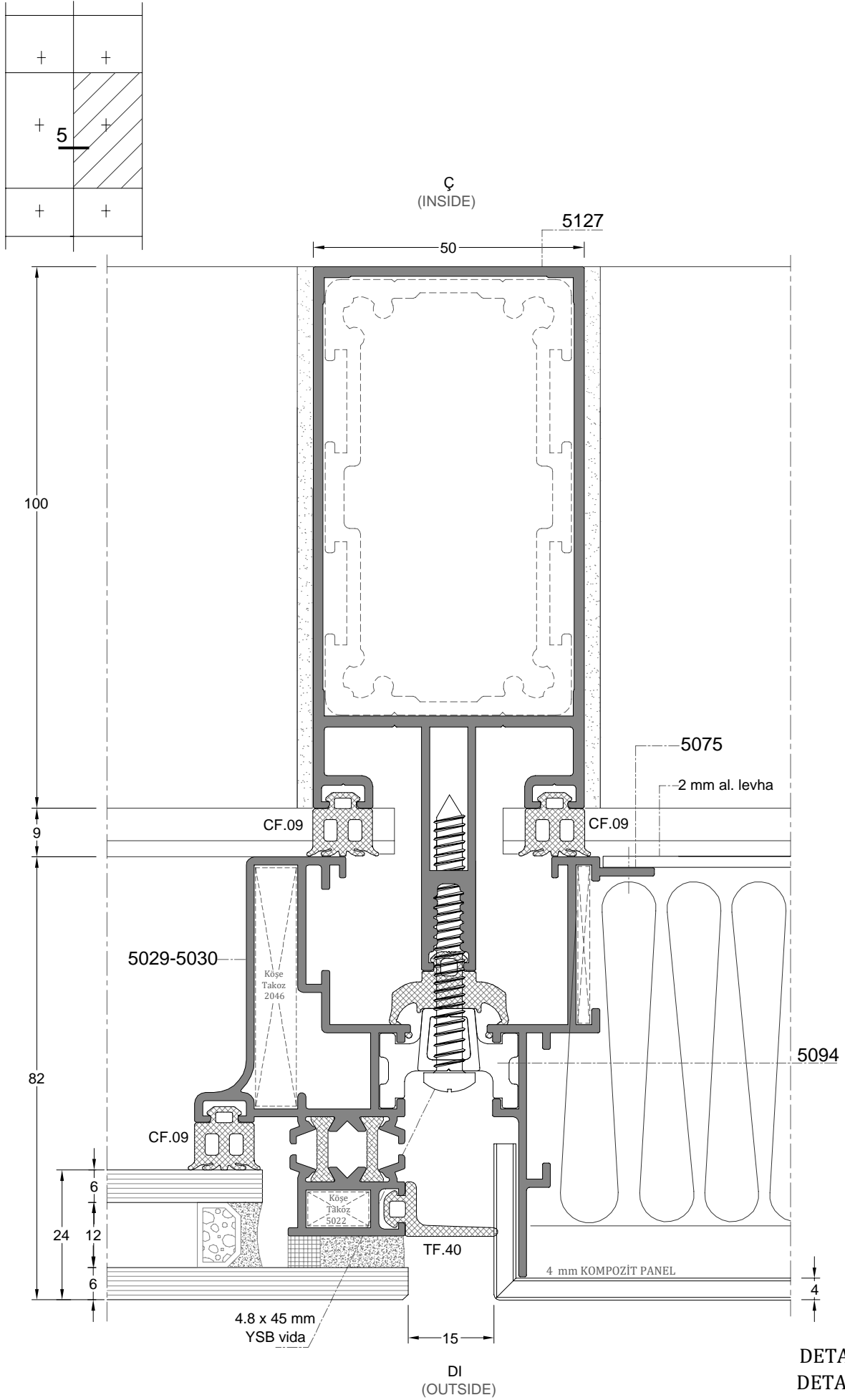


DETAY 2
DETAIL 2

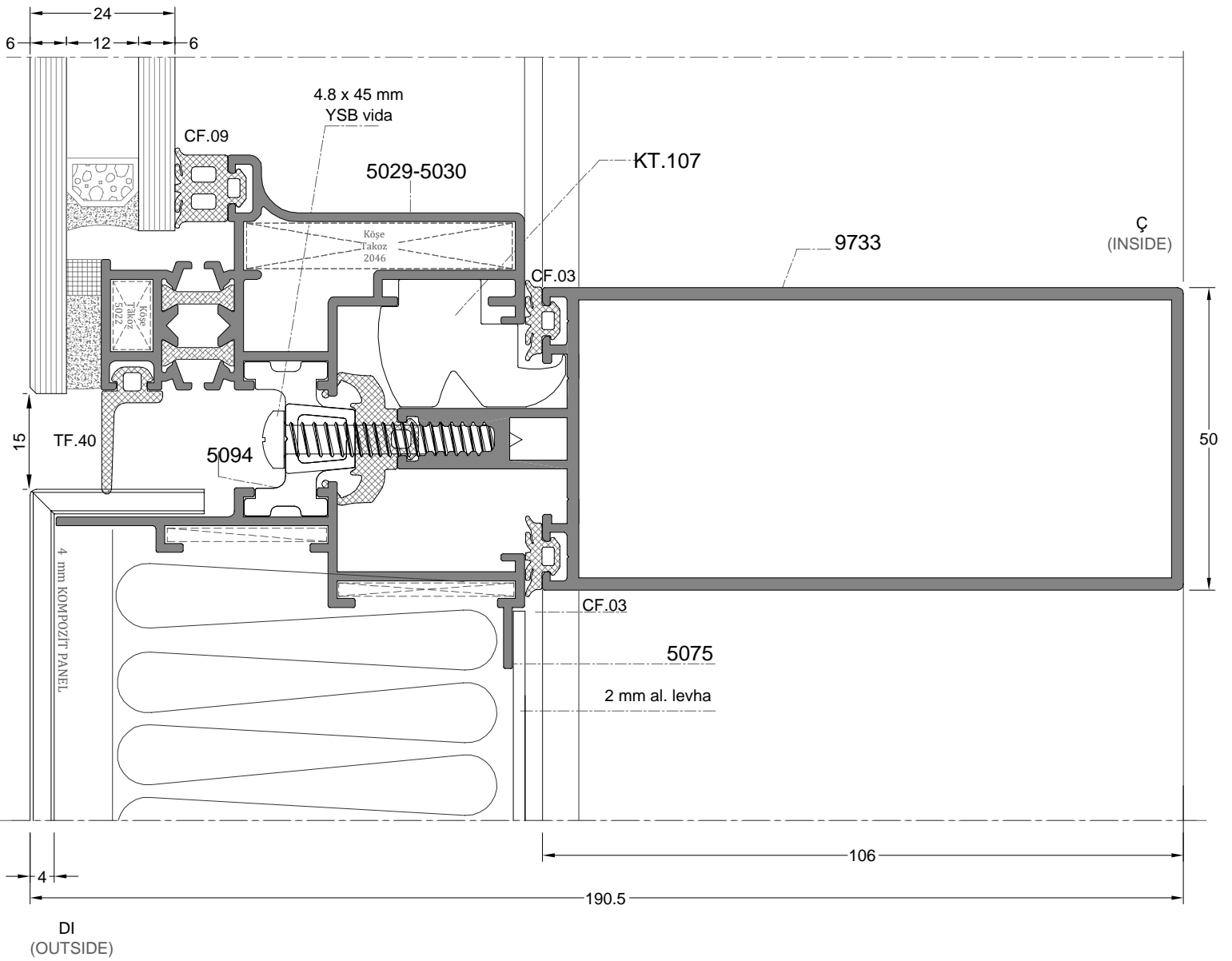
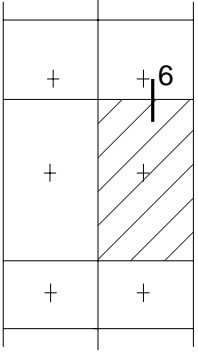


+	+
+	+
+	+
	4
+	+



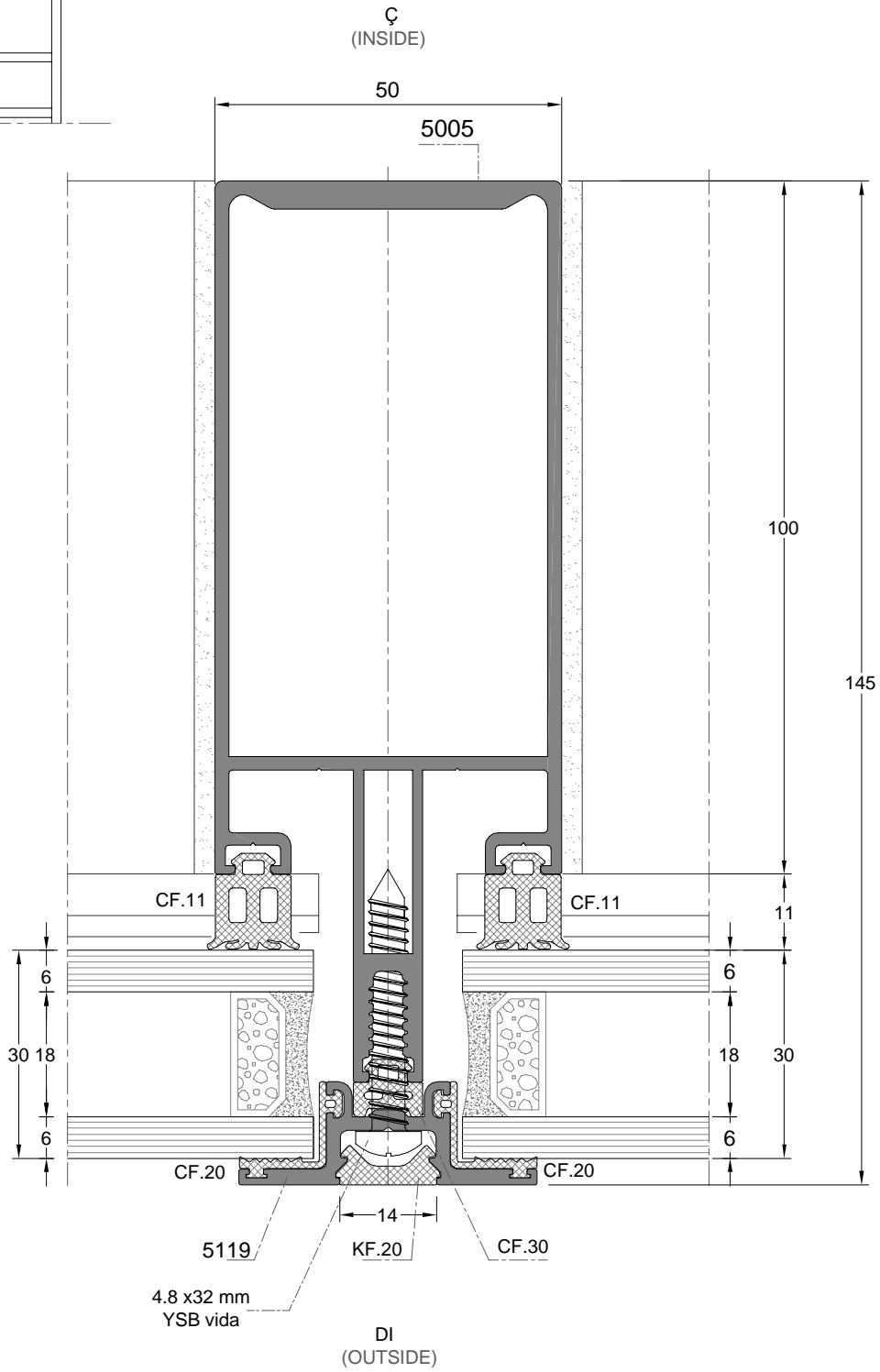
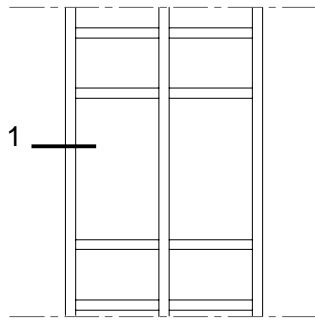


DETAY 5
DETAIL 5

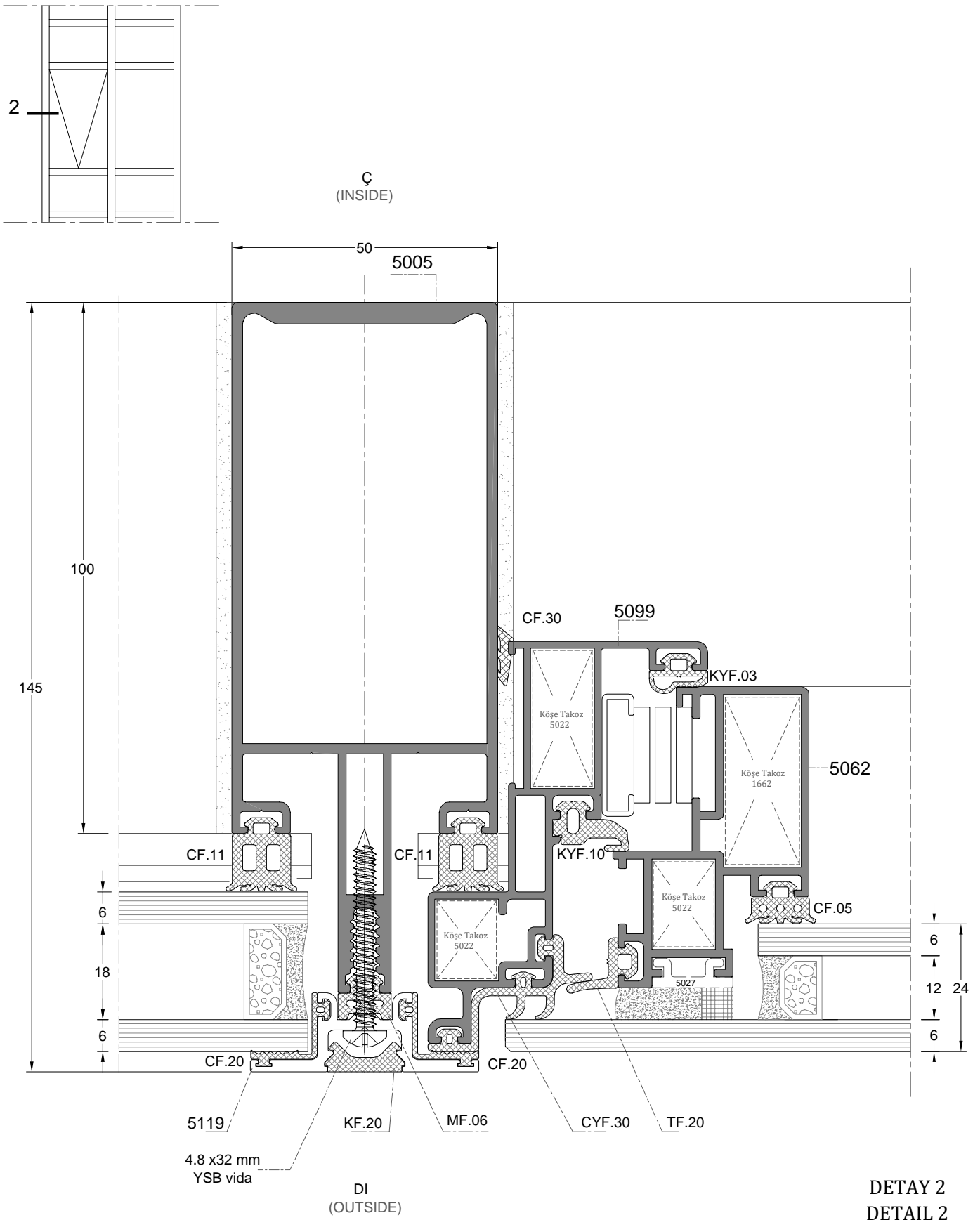


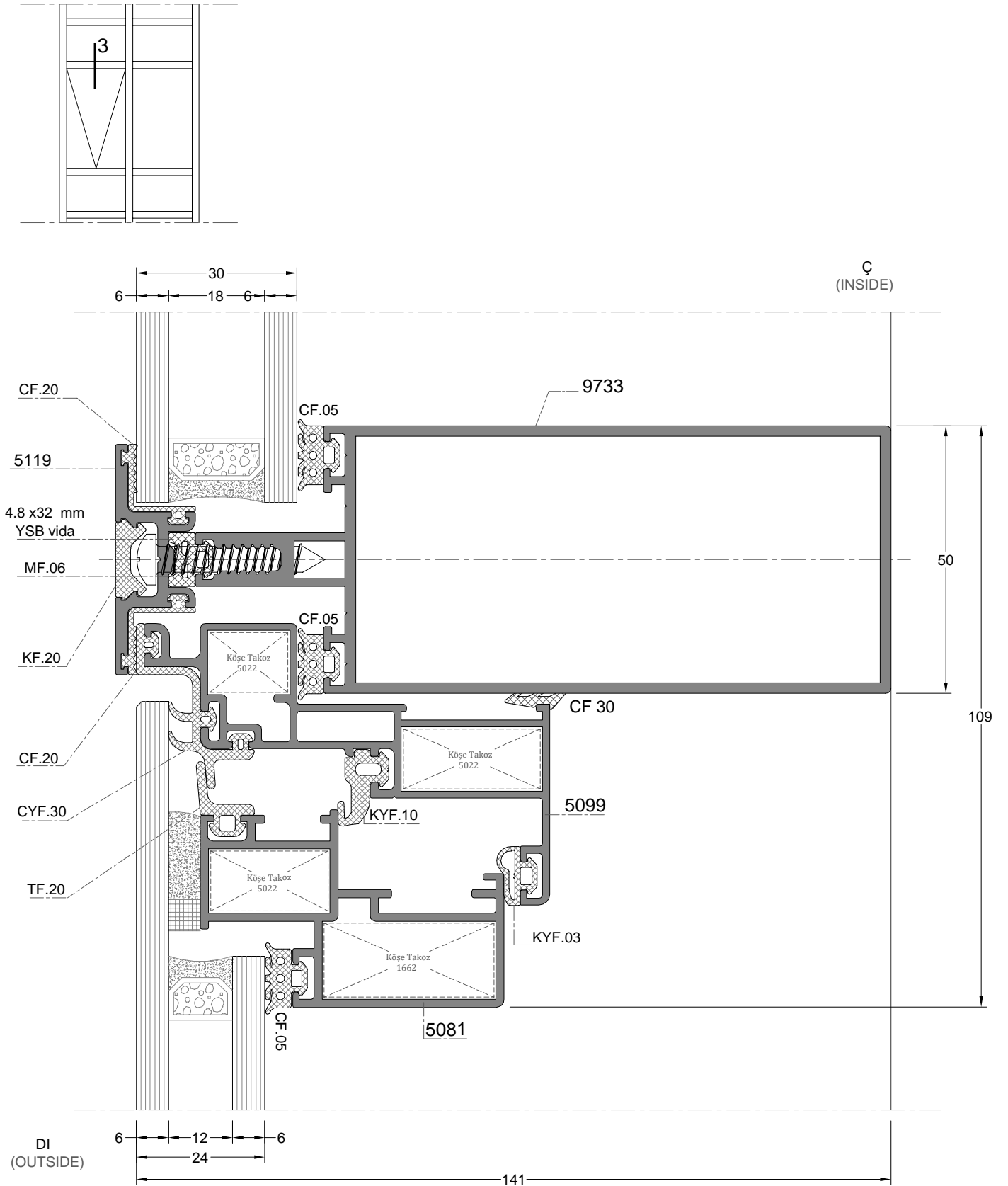
DETAY 6
DETAIL 6

OMEGA CEPHE SİSTEM DETAYLARI



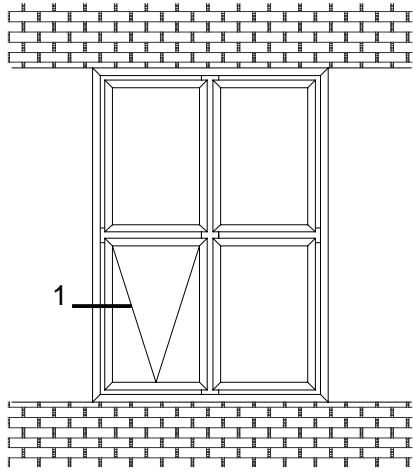
DETAY 1
DETAIL 1



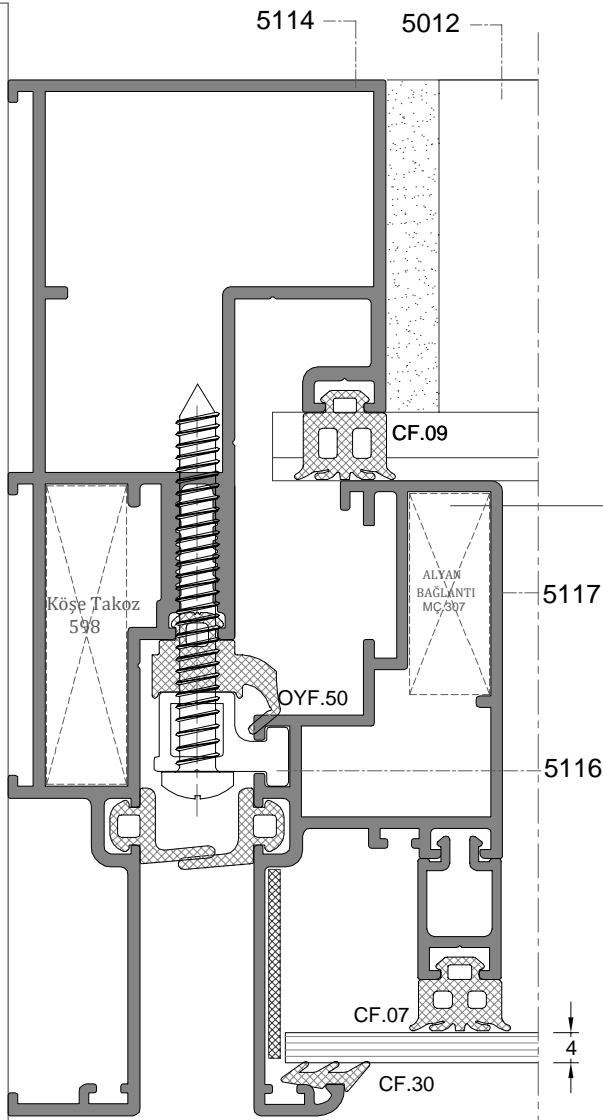


DETAY 3
DETAIL 3

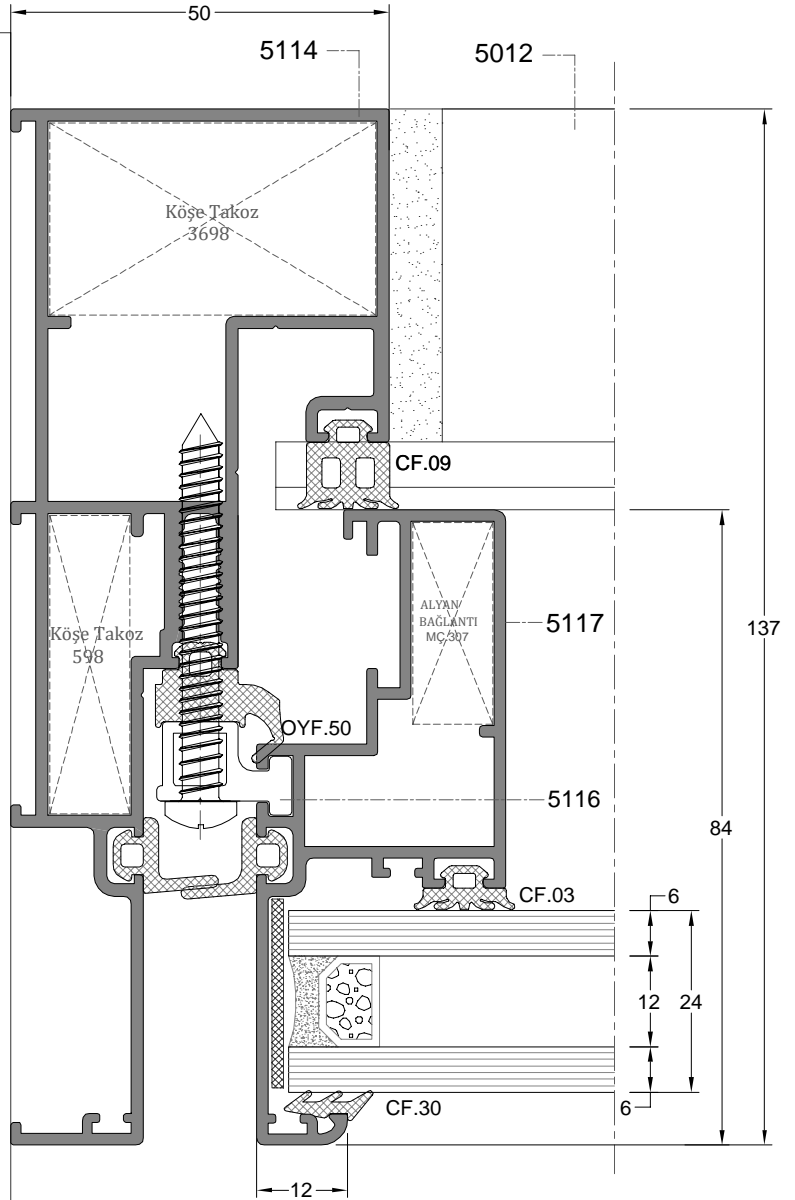
MODÜL TIRNAKLI CEPHE SİSTEM DETAYLARI



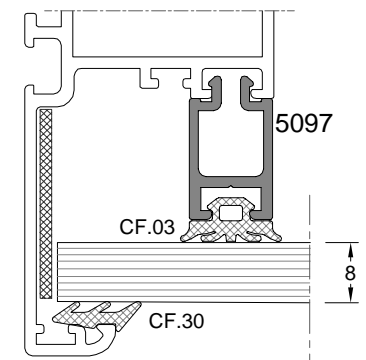
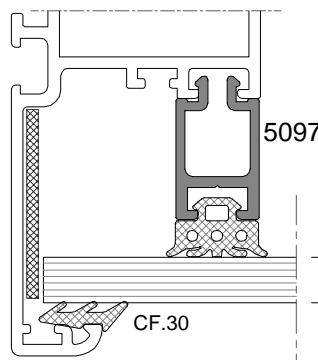
Ç
(INSIDE)

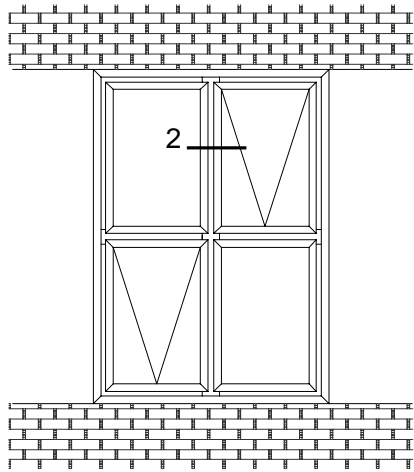


DI
(OUTSIDE)

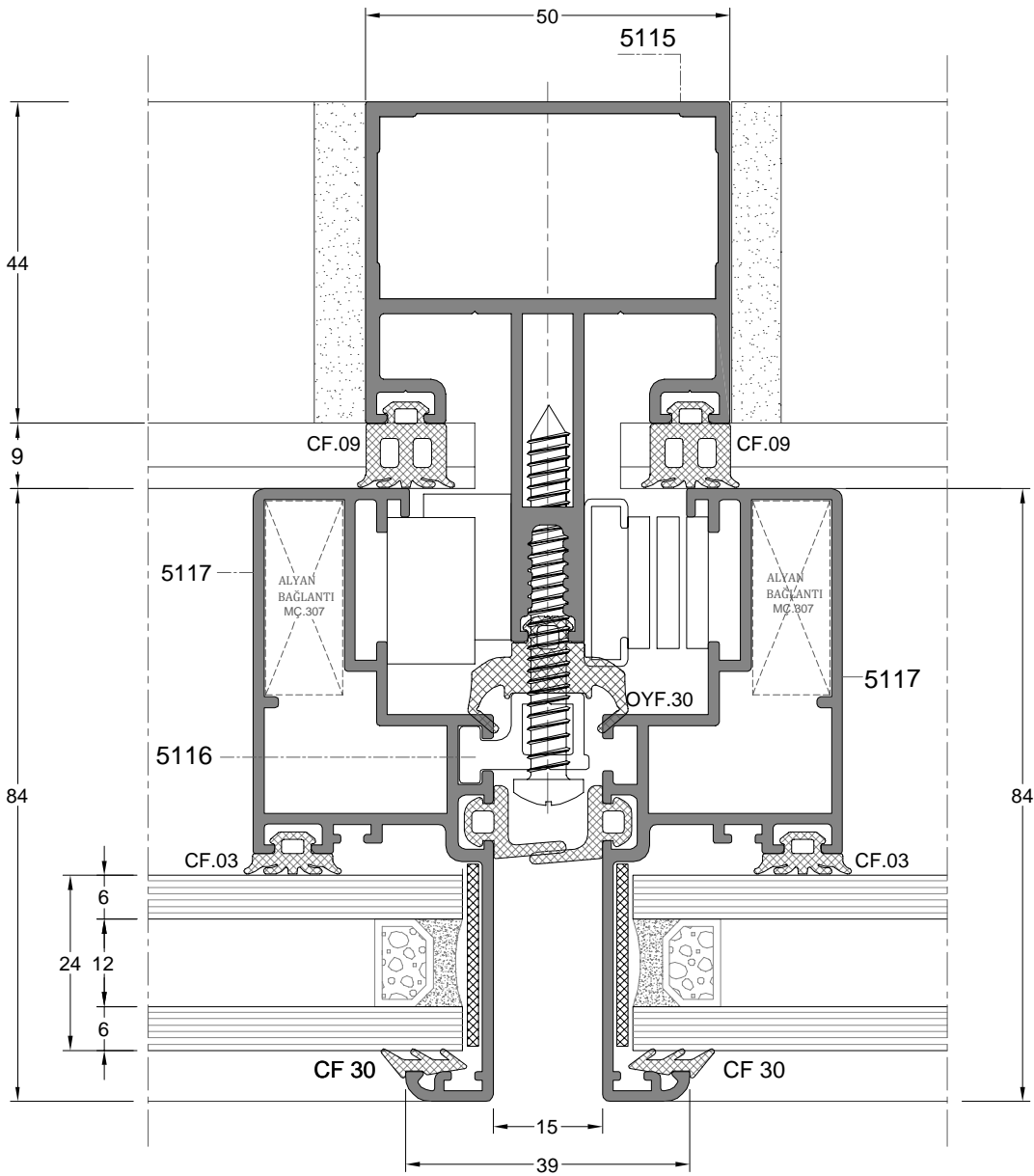


DETAY 1
DETAIL 1





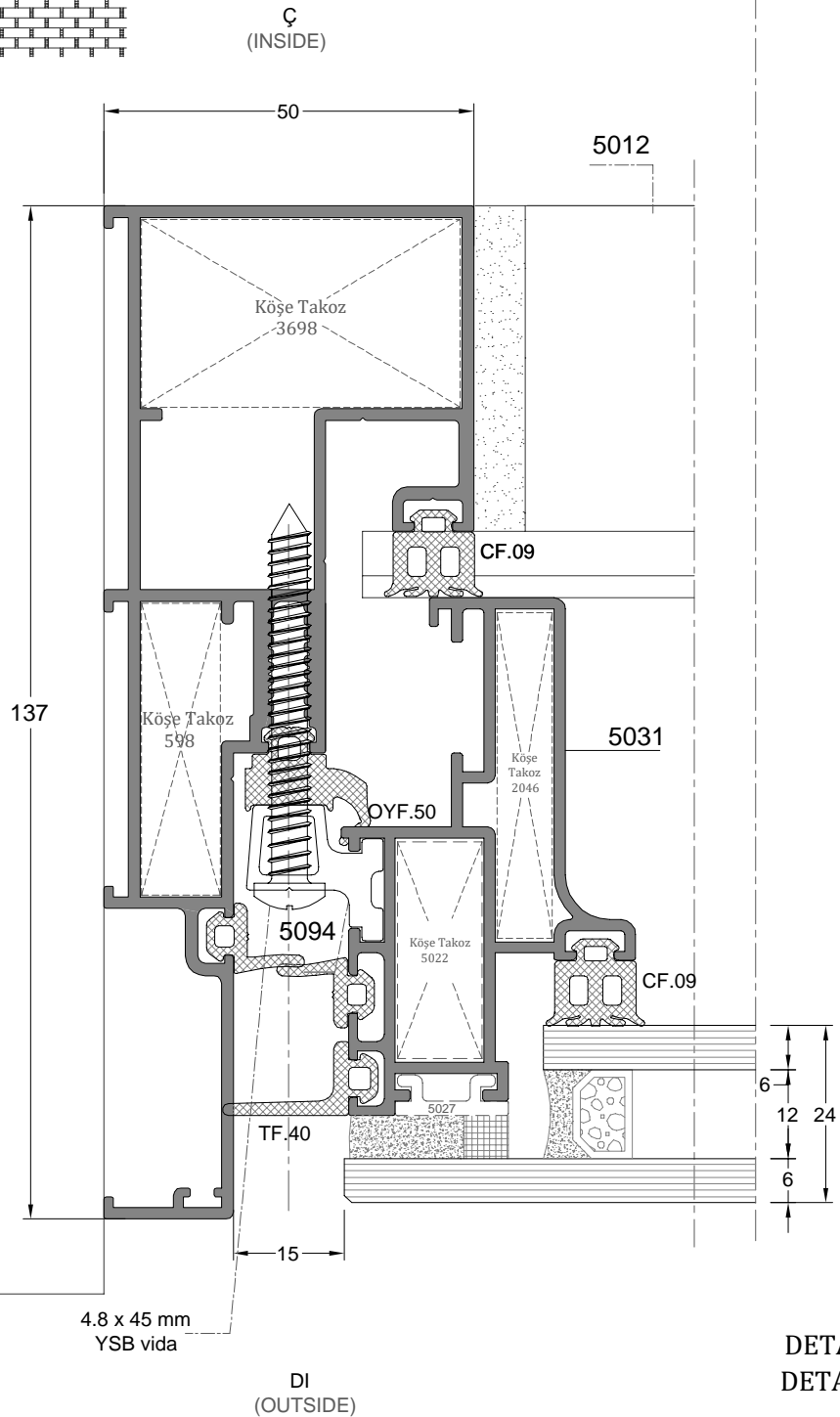
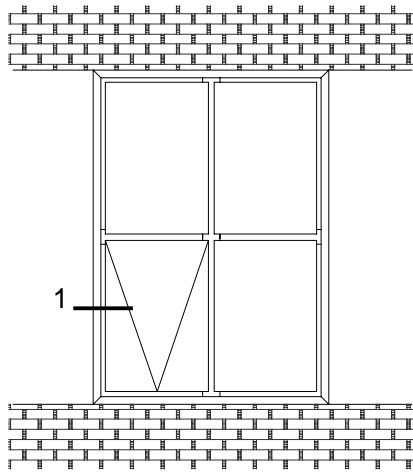
Ç
(INSIDE)

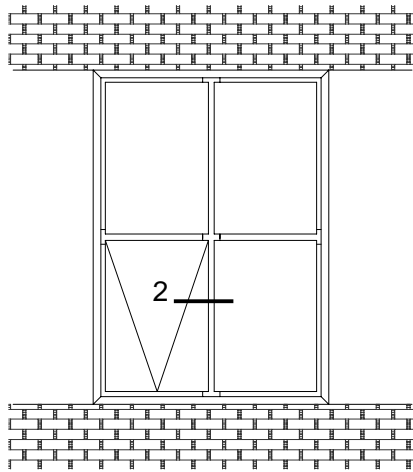


DI
(OUTSIDE)

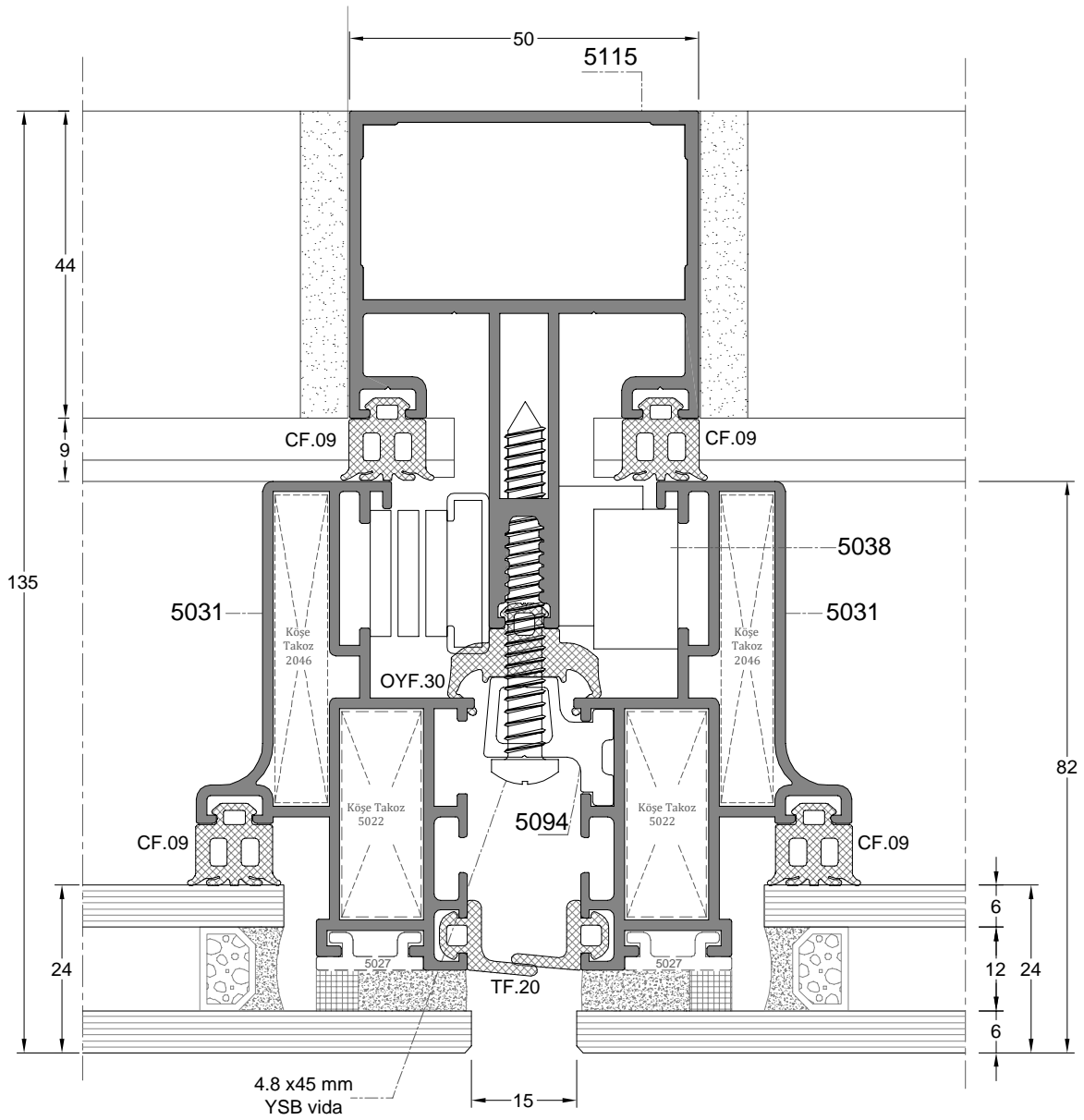
DETAY 2
DETAIL 2

MODÜL SİLİKONLU CEPHE SİSTEM DETAYLARI



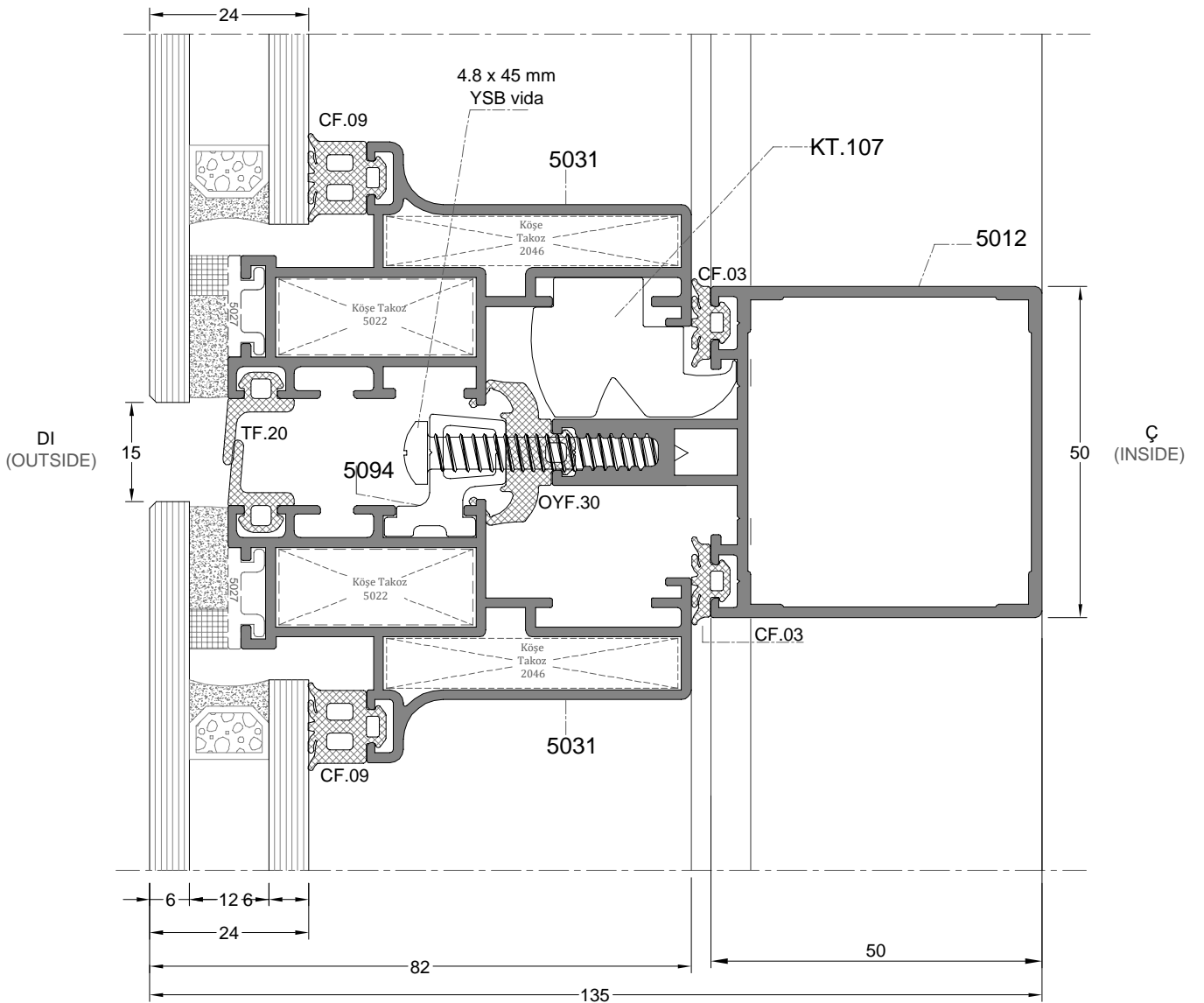
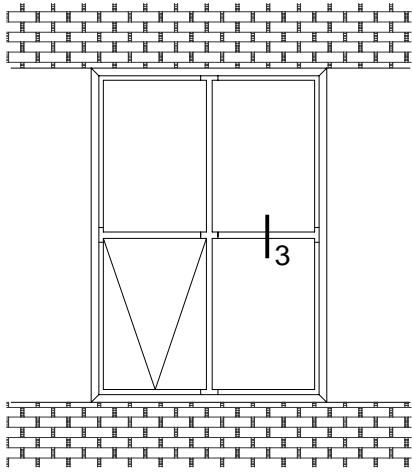


Ç
(INSIDE)

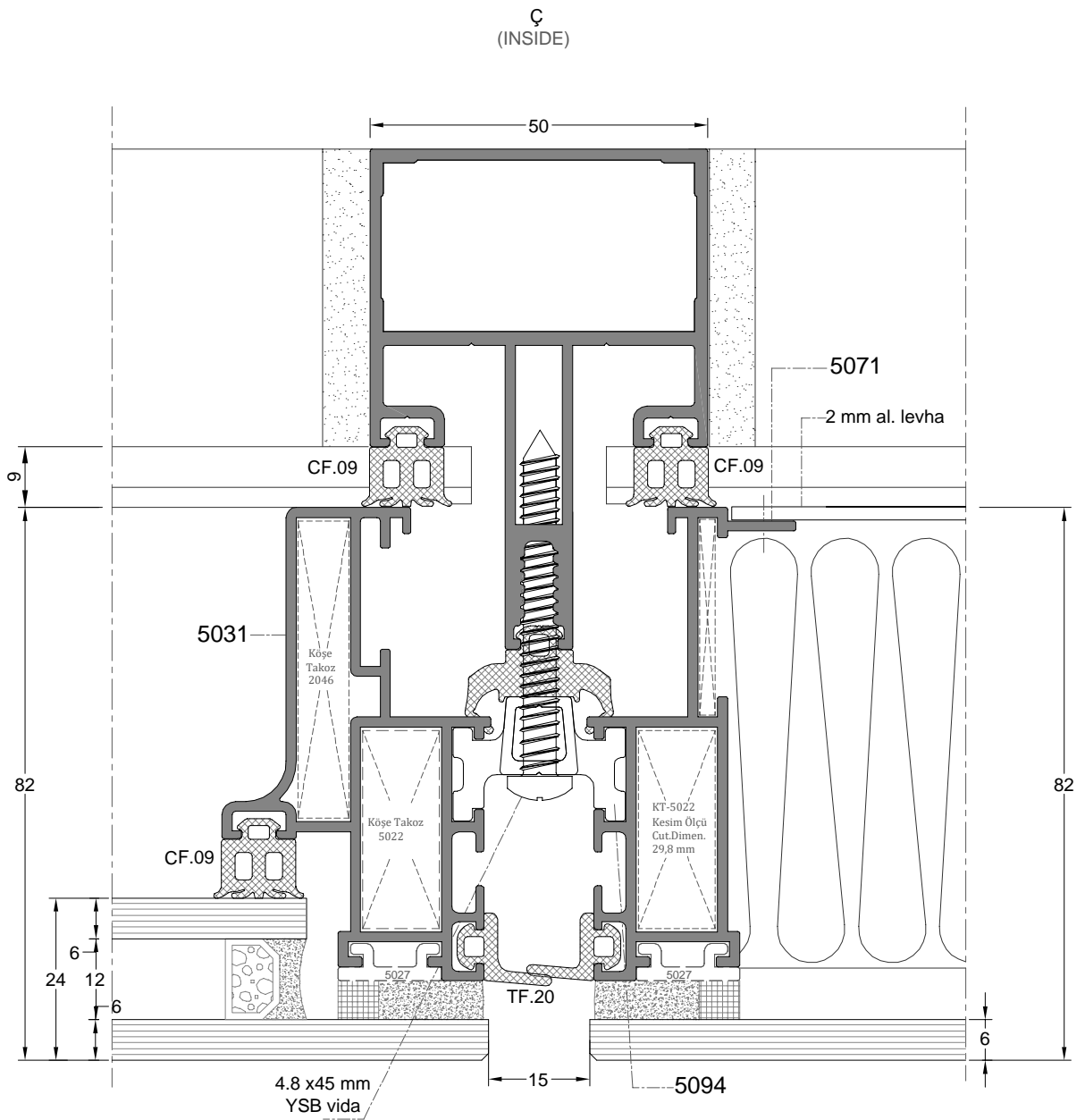
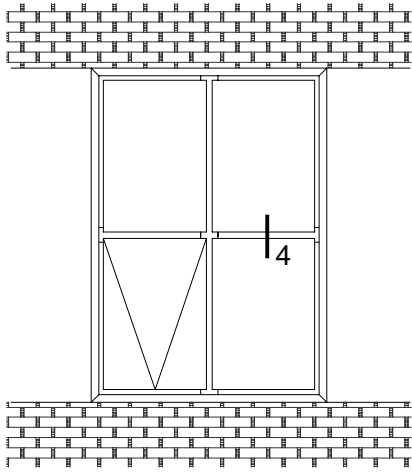


DI
(OUTSIDE)

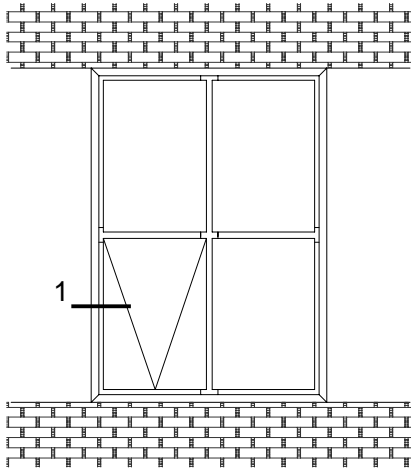
DETAY 2
DETAIL 2



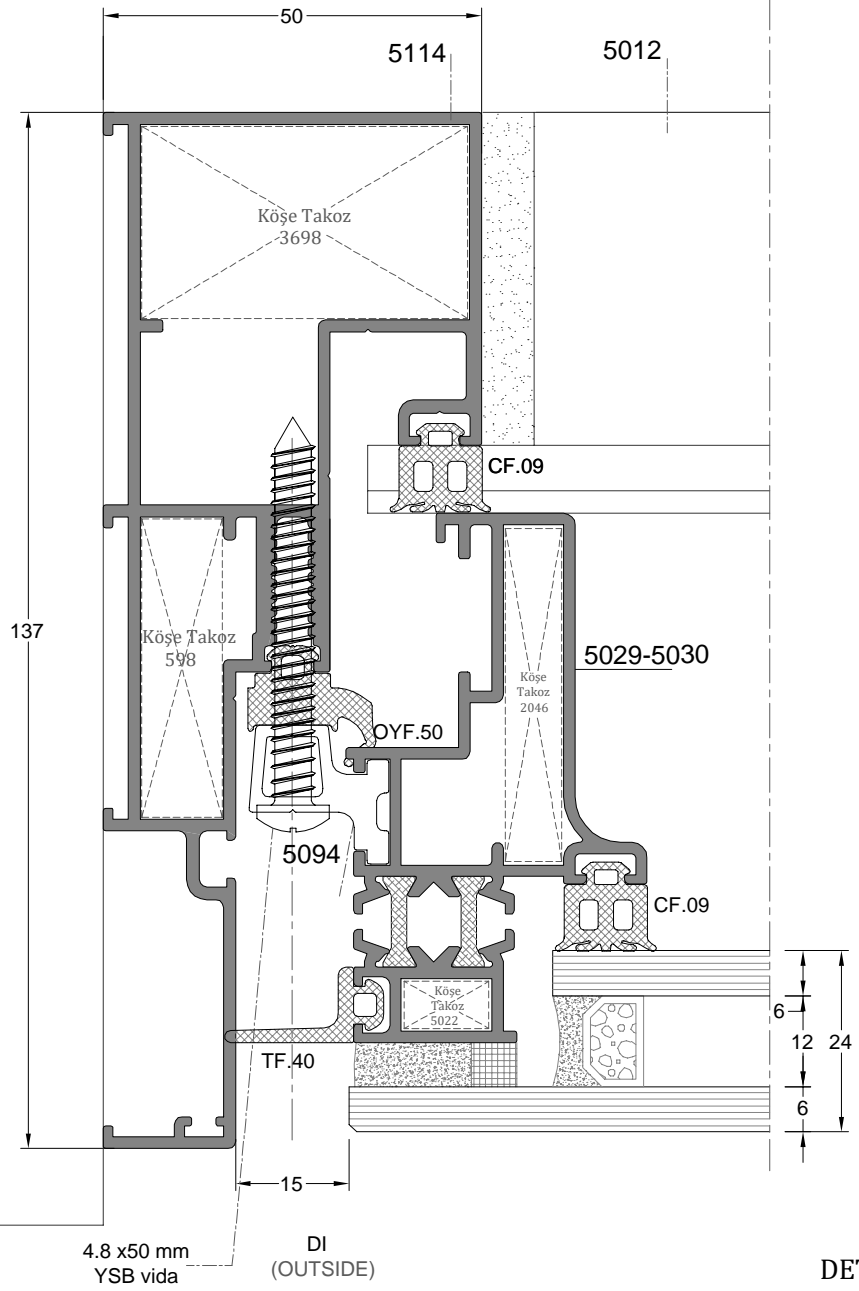
DETAY 3
DETAIL 3



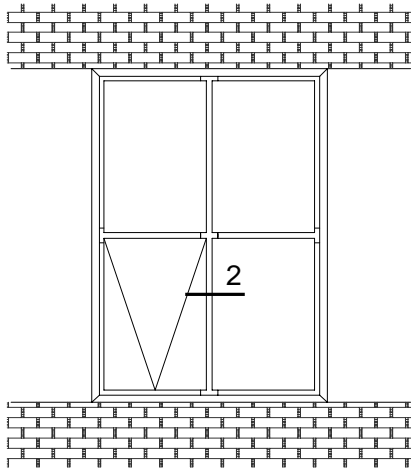
DETAY 4
DETAIL 4



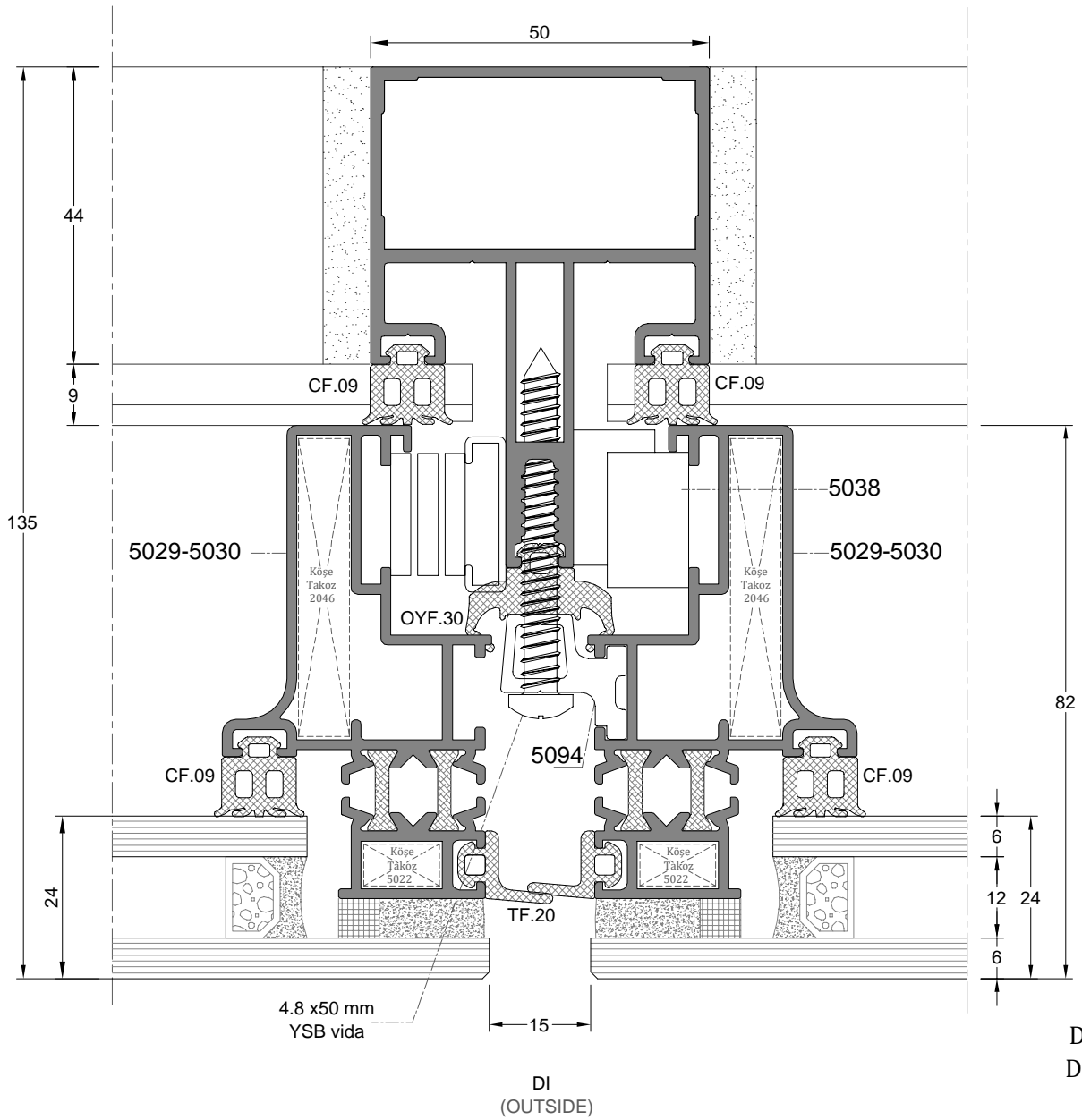
Ç
(INSIDE)



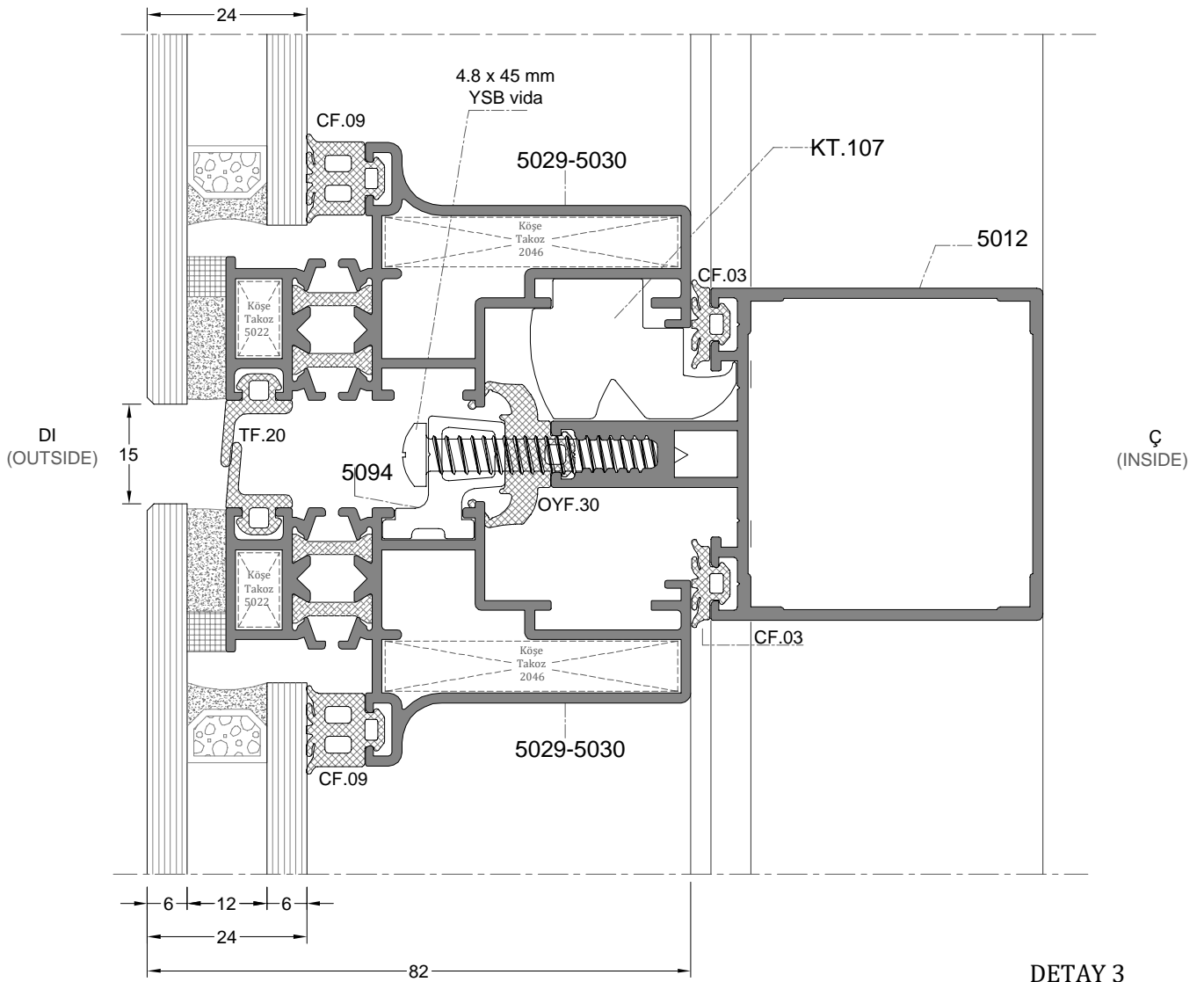
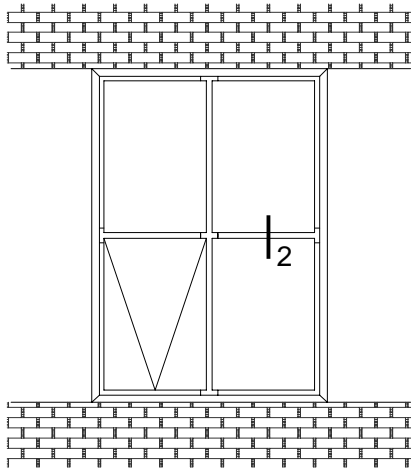
DETAY 1
DETAIL 1



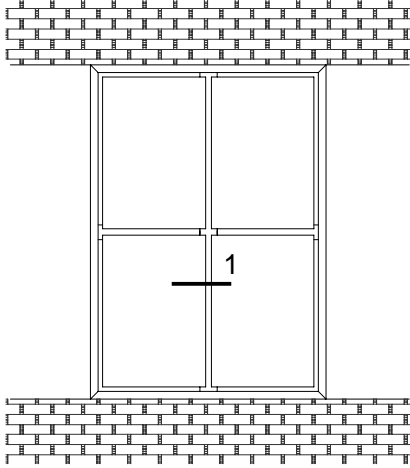
Ç
(INSIDE)



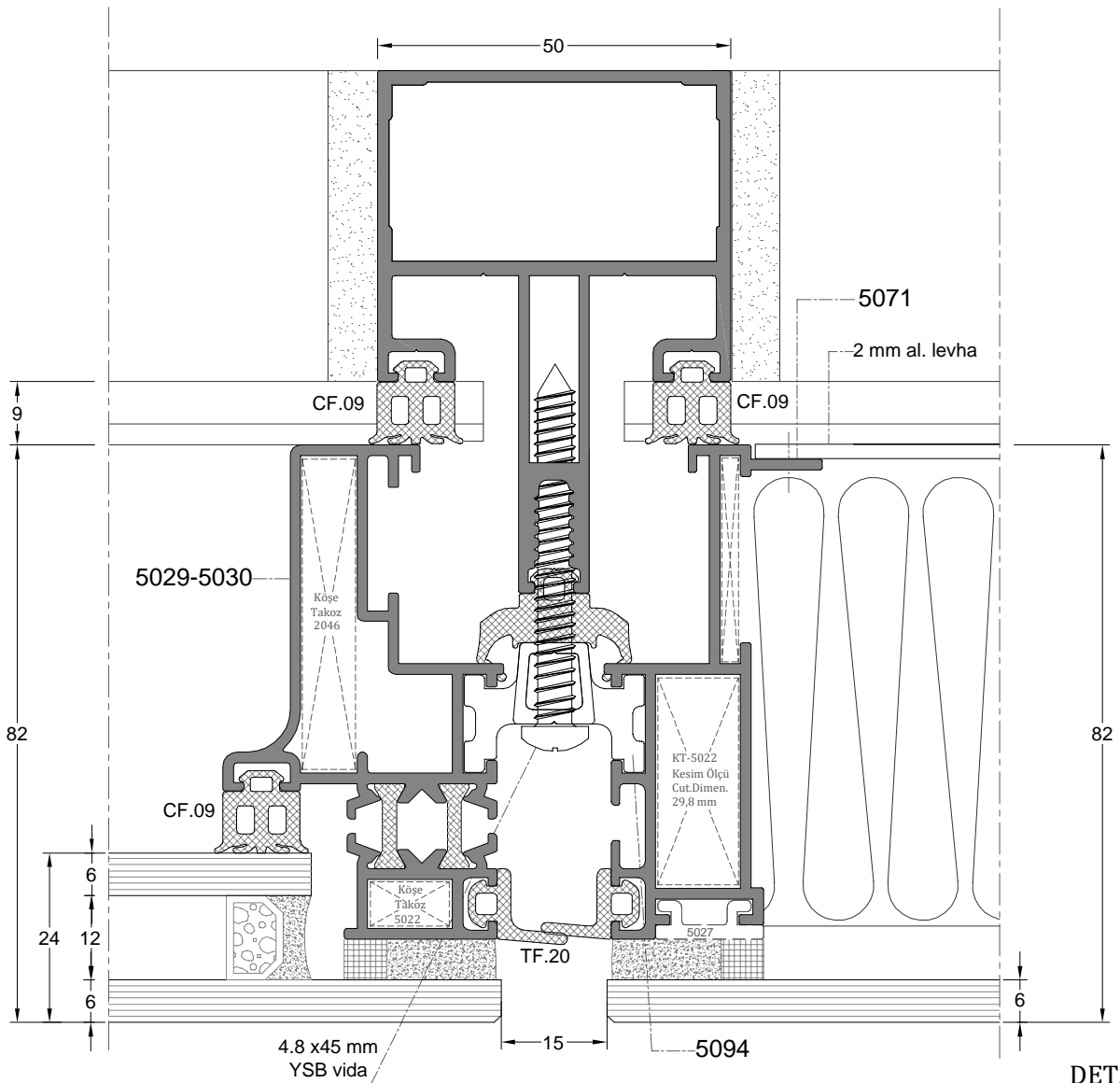
DETAY 2
DETAIL 2



DETAY 3
DETAIL 3



Ç
(INSIDE)



DI
(OUTSIDE)

DETAY 4
DETAIL 4