


Cephe Sistemi
Facade System



SKYY 65

İşıklık Sistem
Skylight System

SKY65 Işıklık Sistemi

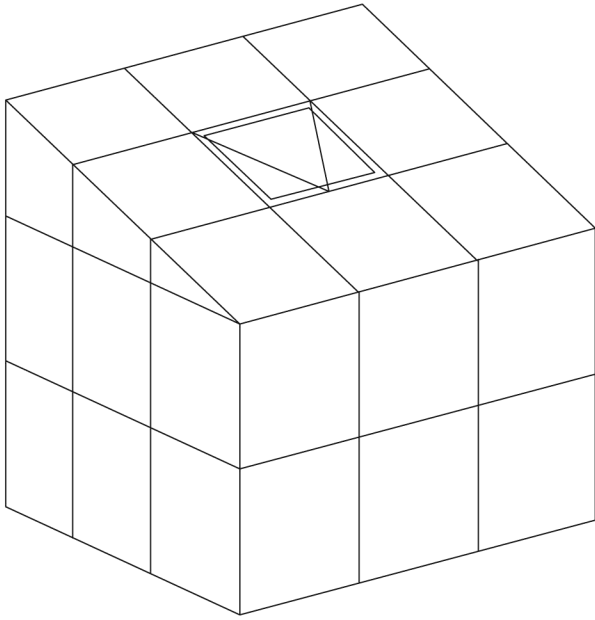
SKY65 Skylight System



















TEKNİK ÖZELLİKLER / TECHNICAL PROPERTIES

Profil Geniřliđi / Profile Width	65 mm
Profil Et Kalınlıđı / Profile Wall Thickness	1,8 - 2,5 mm
Düřey Tařıyıcı Profil Yüksekliđi / Mullion Profile Height	81 mm
Yatay Tařıyıcı Profil Yüksekliđi / Transom Profile Height	81 mm
Düřey Tařıyıcı Maks. Çelik Ölçüsü / Mullion Max. Steel Dimension	140 x 40 mm
Yatay Tařıyıcı Maks. Çelik Ölçüsü / Transom Max. Steel Dimension	140 x 40 mm
Cam Kalınlıđı / Glazing Thickness	10 - 45 mm

UYGULAMA SEÇENEKLERİ / APPLICATION OPTIONS

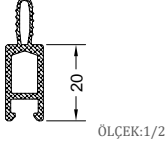
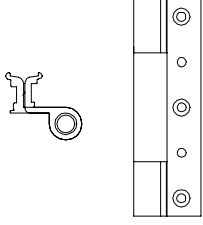



- Dıřa Açılır Motorlu Kanat Uygulaması / Outward-Opening Motorized Sash Application** ✓
- Kapaklı Cephe / Covered Facade** ✓
- Silikon Cephe / Stick Facade** ✓
- Yarı Kapaklı Cephe / Half - Covered Facade** ✓
- Kasetli Silikon Cephe / Cassette Stick Facade** ✓

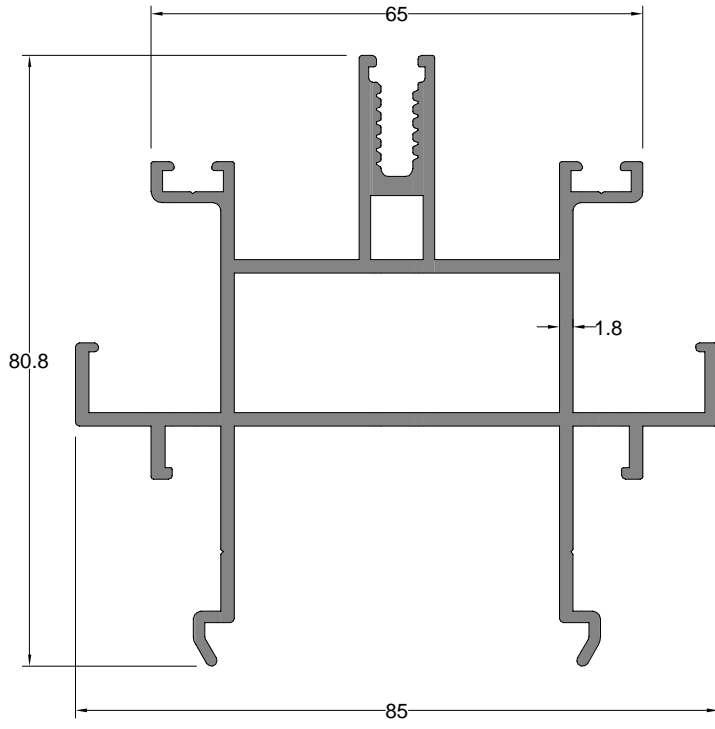


PROF L KES T PROFILE SECTION	PROF L KODU PROFILE CODE	PROF L ADI PROFILE NAME	Jx cm ⁴	Jy cm ⁴	A IRLIK (kg/m) WEIGHT
	12213	DÜ EY PROF L VERTICAL PROFILE	35,65	25,49	1,921
	12214	YATAY PROF L TRANSOM PROFILE	40,41	24,15	2,103
	5105	ÇEL K GÖVDE PROF L STEEL BODY PROFILE	21,25	5,81	0,824
	5106	ÇEL K GÖVDE PROF L STEEL BODY PROFILE	37,13	34,76	1,258
	5107	ÇEL K GÖVDE PROF L STEEL BODY PROFILE	175,19	72,65	2,309
	12298-12299	KASA PROF L FRAME PROFILE	92,01	51,92	2,562
	12300-12301	KANAT PROF L SASH PROFILE	33,45	18,69	1,729
	12303	CAM ADAPTÖR PROF L GLASS ADAPTER PROFILE	21,90	1,32	0,946
	5102	KAPAK PROF L CAP PROFILE	-	-	0,387
	5103	KAPAK PROF L CAP PROFILE	-	-	0,433
	5104	KAPAK PROF L CAP PROFILE	-	-	0,569
	5097	ZOLATÖR PROF L ISOLATOR PROFILE	-	-	0,198
	5059	ZOLATÖR PROF L ISOLATOR PROFILE	-	-	0,210
	5113	CAM ALTI TAKOZ PROF L GLASS UNDER WEDGE PROFILE	-	-	0,282
	1695	KÖ E TAKOZU PROF L CORNER WEDGE PROFILE	-	-	2,540
	3546	KÖ E TAKOZU PROF L CORNER WEDGE PROFILE	-	-	3,357
	3547	KÖ E TAKOZU PROF L CORNER WEDGE PROFILE	-	-	4,884
	598	KÖ E TAKOZU PROF L CORNER WEDGE PROFILE	-	-	1,677
	1697	KÖ E TAKOZU PROF L CORNER WEDGE PROFILE	-	-	4,212

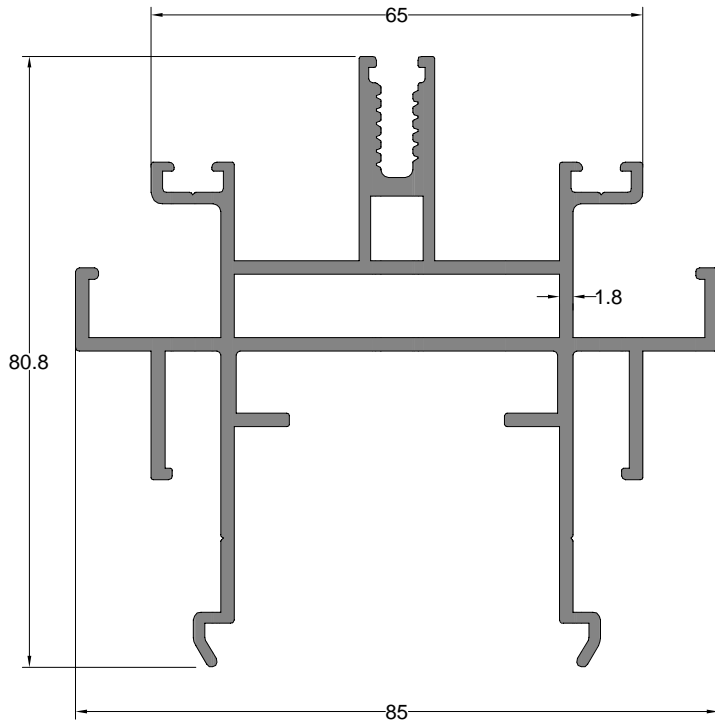
AKSESUAR ACCESSORY	STOK KODU REFERENCE CODE	AKSESUAR ADI DESCRIPTION	AKSESUAR KODU PRODUCT CODE	PAKET PACK
	03 010103	CEPHE CAM F T L GLASS GASKET	CF.03 (3 MM)	165 mt / paket 10 kg
	03 010104	CEPHE CAM F T L GLASS GASKET	CF.04 (4 MM)	145 mt / paket 10 kg
	03 010105	CEPHE CAM F T L GLASS GASKET	CF.05 (5 MM)	120 mt / paket 10 kg
	03 010116	CEPHE CAM F T L GLASS GASKET	CF.06 (6 MM)	105 mt / paket 10 kg
	03 010107	CEPHE CAM F T L GLASS GASKET	CF.07 (7 MM)	95 mt / paket 10 kg
	03 010108	CEPHE CAM F T L GLASS GASKET	CF.08 (8 MM)	85 mt / paket 10 kg
	03 010400	CEPHE CAM F T L GLASS GASKET	CSK.08 (8 MM)	15 mt / paket 8,3 kg
	03 010109	CEPHE CAM F T L GLASS GASKET	CF.09 (9 MM)	80 mt / paket 10 kg
	03 011010	CEPHE CAM F T L GLASS GASKET	CF.10 (10 MM)	75 mt / paket 10 kg
	03 011011	CEPHE CAM F T L GLASS GASKET	CF.11 (11 MM)	70 mt / paket 10 kg
	03 010112	CEPHE CAM F T L GLASS GASKET	CF.12 (12 MM)	65 mt / paket 10 kg

AKSESUAR ACCESSORY	STOK KODU REFERENCE CODE	AKSESUAR ADI DESCRIPTION	AKSESUAR KODU PRODUCT CODE	PAKET PACK
	03 010114	CEPHE CAM F T L GLASS GASKET	CF.14 (14 MM)	165 mt / paket 10 kg
	03 010115	CEPHE CAM F T L GLASS GASKET	CF.15 (15 MM)	145 mt / paket 10 kg
	03 015569	CEPHE ORTA BASKI F T L CENTER PRESSURE GASKET	MF.04 (4 MM)	180 mt / paket 10 kg
	03 015570	CEPHE ORTA BASKI F T L CENTER PRESSURE GASKET	MF.05 (5 MM)	150 mt / paket 10 kg
	03 015565	CEPHE ORTA BASKI F T L CENTER PRESSURE GASKET	MF.06 (6 MM)	130 mt / paket 10 kg
	03 015568	CEPHE ORTA BASKI F T L CENTER PRESSURE GASKET	MF.07 (7 MM)	120 mt / paket 10 kg
	03 010733	CEPHE ORTA BASKI F T L CENTER PRESSURE GASKET	MF.08 (8 MM)	110 mt / paket 10 kg
	03 015566	CEPHE ORTA BASKI F T L CENTER PRESSURE GASKET	MF.09 (9 MM)	100 mt / paket 10 kg
	03 010606	KAPAK ALTI DI CAM F T L GLASS GASKET	KF.30 (3 MM)	135 mt / paket 10 kg
	03 010503	DI CAM F T L OUTER GLAZING GASKET	DCF.30 (3 MM)	210 mt / paket 10 kg
	03 010456	KANAT F T L SASH GASKET	KBF.56	330 mt / paket 10 kg
	01 071068	CEPHE ISI ZOLATÖR	PLS.06 (6 MM)	60 mt / paket 10 kg
				

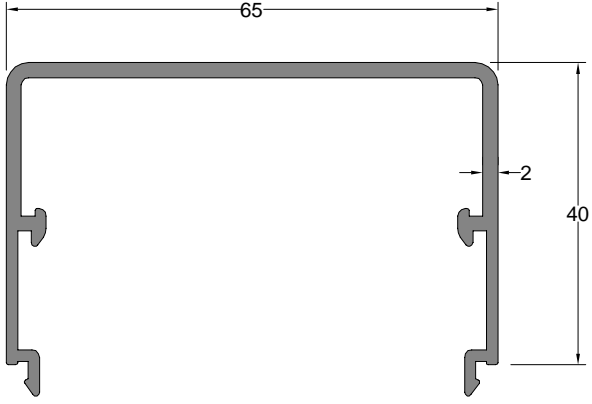
AKSESUAR ACCESSORY	STOK KODU REFERENCE CODE	AKSESUAR ADI DESCRIPTION	AKSESUAR KODU PRODUCT CODE	PAKET PACK
	01 071067	CEPHE ISI ZOLATÖR	PLS.20	60 mt / paket 10 kg
	01 011111	S STEM KAPI MENTE E (ELOKSALLI) SYSTEM DOOR HINGE (ANODIZED)	KM.111	1 pk /10 ad
	01 011112	S STEM KAPI MENTE E (BEYAZ) SYSTEM DOOR HINGE (WHITE)	KM.112	1 pk /10 ad
	01 011113	S STEM KAPI MENTE E (RENKL) SYSTEM DOOR HINGE (COLORED)	KM.113	1 pk /10 ad
	11 010941	YSB SAÇ V DASI M4.8 X 50 MM	-	1 pk / 250 ad
	11 010942	YSB SAÇ V DASI M4.8 X 60 MM	-	1 pk / 250 ad
	11 010934	YSB SAÇ V DASI M4.8 X 16 MM		1 pk / 250 ad



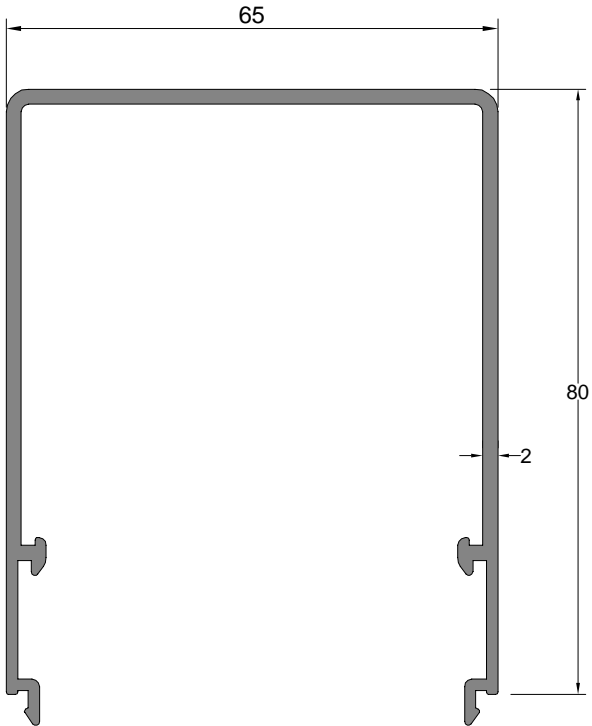
Düey Profili	Profil Kodu	(kg/mt)	Jx cm ⁴	Jy cm ⁴
VERTICAL PROFILE	Profile Code	weight		
	12213	1,921	35,65	25,49



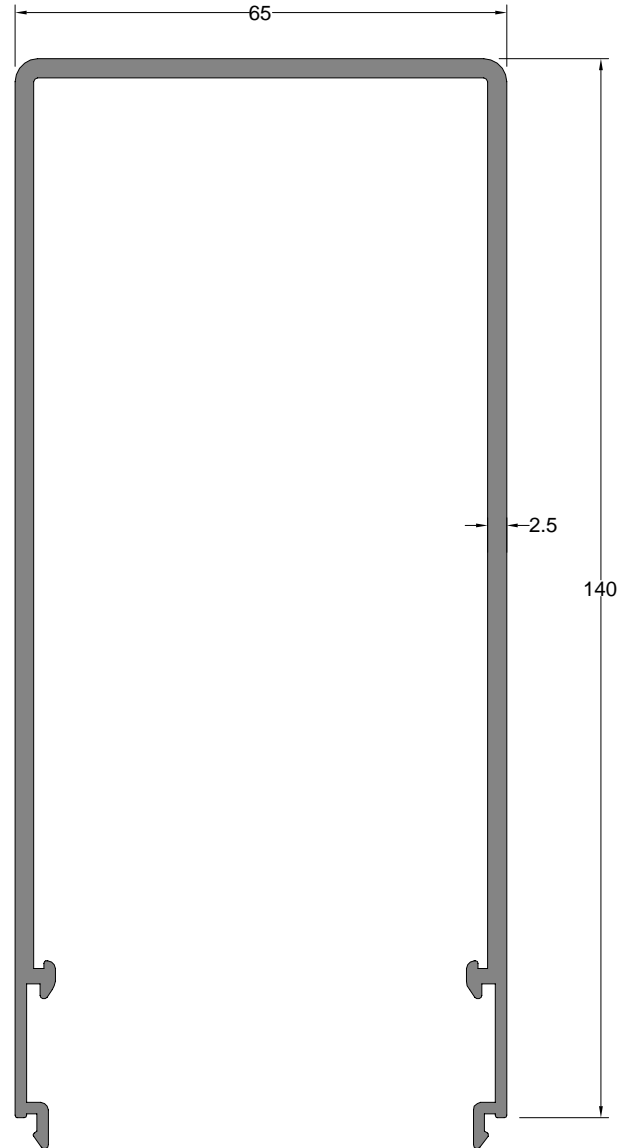
Yatay Profili	Profil Kodu	(kg/mt)	Jx cm ⁴	Jy cm ⁴
VERTICAL PROFILE	Profile Code	weight		
	12214	2,103	40,41	24,15



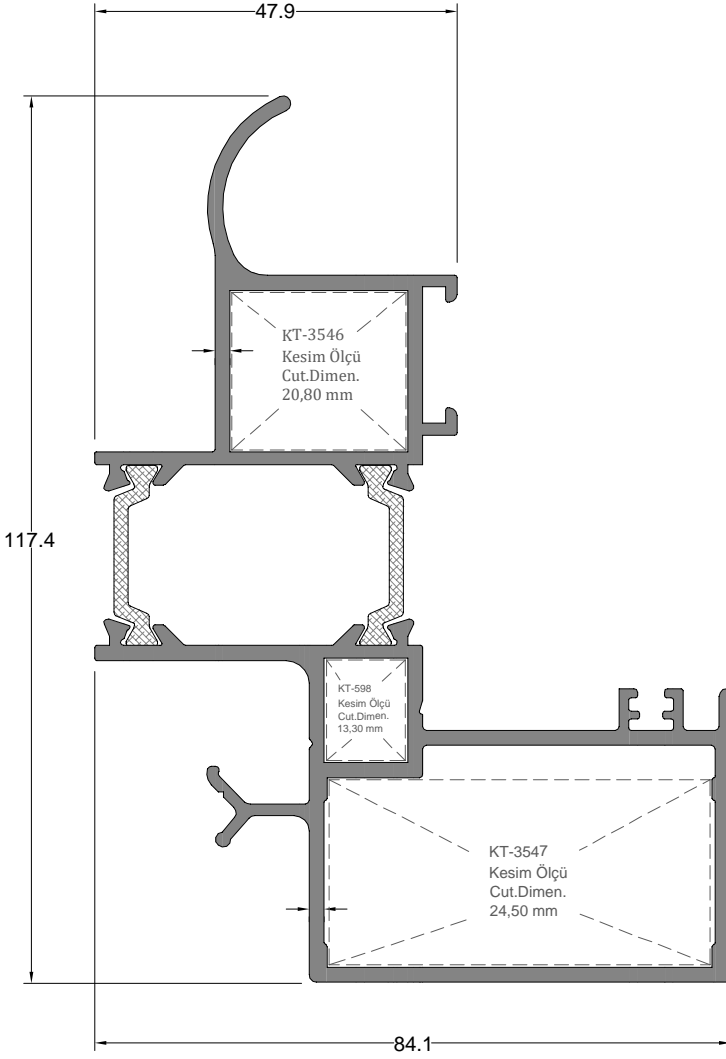
Çelik Gövde Profili STEEL BODY PROFILE	Profil Kodu Profile Code	(kg/mt) weight	Jx cm	Jy cm
	5105	0,824	21,25	5,81



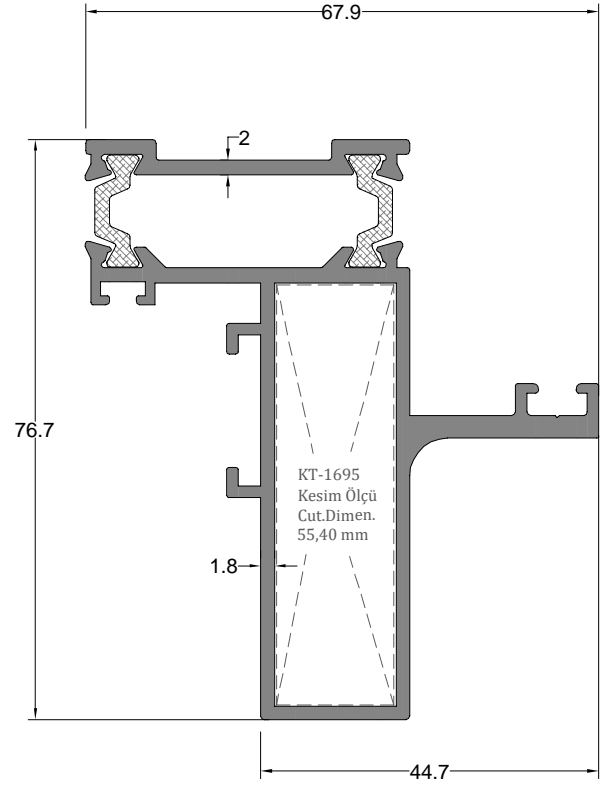
Çelik Gövde Profili STEEL BODY PROFILE	Profil Kodu Profile Code	(kg/mt) weight	Jx cm	Jy cm
	5106	1,258	37,13	34,78



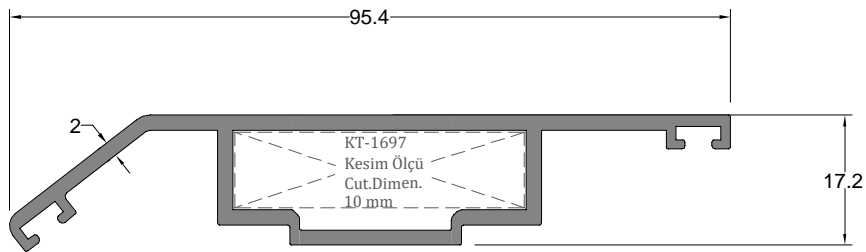
Çelik Gövde Profili STEEL BODY PROFILE	Profil Kodu Profile Code	(kg/mt) weight	Jx cm	Jy cm
	5107	2,309	175,19	72,65



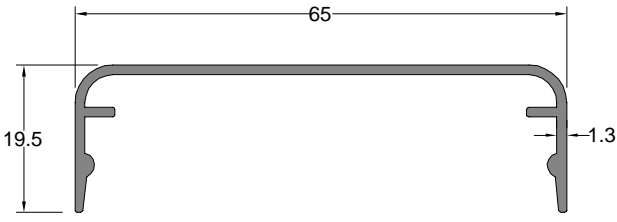
Kasa Profili	Profil Kodu	(kg/mt)	Jx cm	Jy cm
FRAME PROFILE	Profile Code	Weight		
	12298-12299	2,562	92,01	51,92



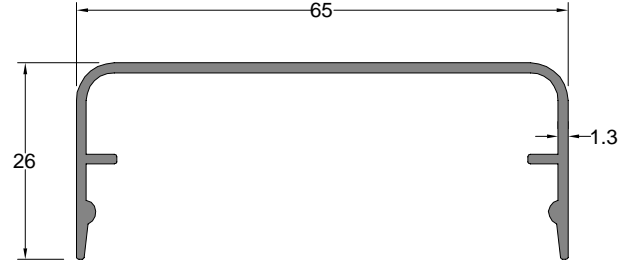
Kanat Profili	Profil Kodu	(kg/mt)	Jx cm	Jy cm
SASH PROFILE	Profile Code	Weight		
	12300-12301	1,729	33,45	18,69



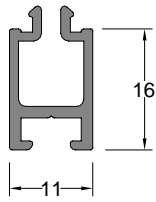
Cam Adaptör Profili	Profil Kodu	(kg/mt)	Jx cm	Jy cm
GLASS ADAPTER PROFILE	Profile Code	Weight		
	12303	0,946	21,90	1,32



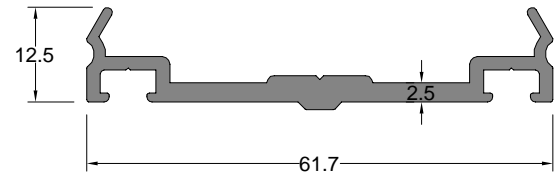
Kapak Profili	Profil Kodu	(kg/mt)
CAP PROFILE	Profile Code	weight
	5102	0,387



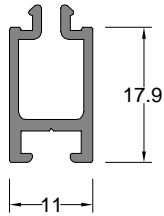
Kapak Profili	Profil Kodu	(kg/mt)
CAP PROFILE	Profile Code	weight
	5103	0,433



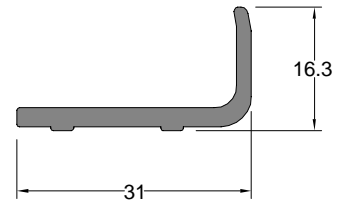
zolatör Profili	Profil Kodu	(kg/mt)
ISOLATOR PROFILE	Profile Code	weight
	5097	0,198



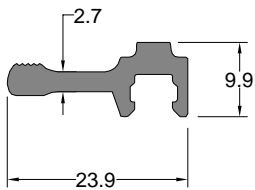
Kapak Profili	Profil Kodu	(kg/mt)
CAP PROFILE	Profile Code	weight
	5104	0,569



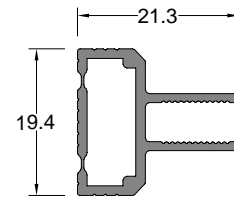
zolatör Profili	Profil Kodu	(kg/mt)
ISOLATOR PROFILE	Profile Code	weight
	5059	0,210



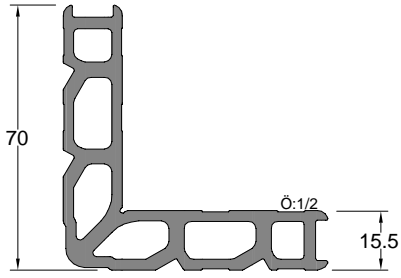
Cam Altı Takoz Profili	Profil Kodu	(kg/mt)
GLASS UNDER WEDGE PROFILE	Profile Code	weight
	5113	0,282



Cam Çıta Klips Profili	Profil Kodu	(kg/mt)
GLASS BEAD CLIP PROFILE	Profile Code	Weight
	6118	0,262

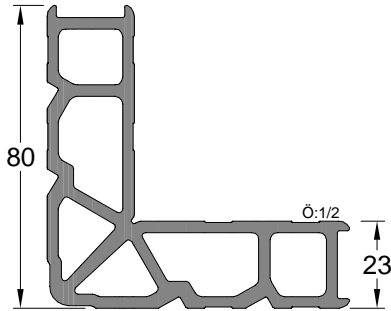


Cam Altı Takoz Profili	Profil Kodu	(kg/mt)
SUB-GLASS WEDGE PROFILE	Profile Code	Weight
	6117	0,250



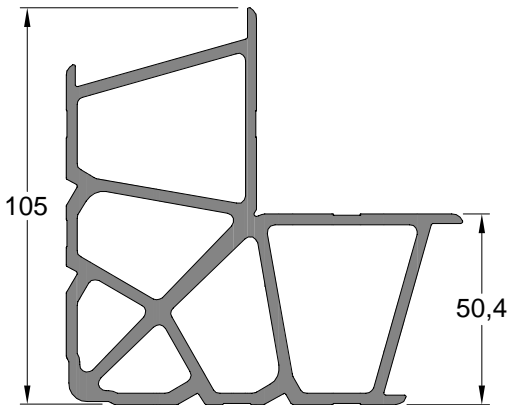
Kö e Takoz Profili CORNER WEDGE PROFILE	Profil Kodu Profile Code	(kg/mt) Weight
	1695	2,540

Kö e Takozu Profil Kodu Corner Wedge Profile Code	Kullanıldığı Profil Compatible Profile	Kesim Boyu (mm) Cutting Length (mm)
1695	K30-K40	55,40 mm



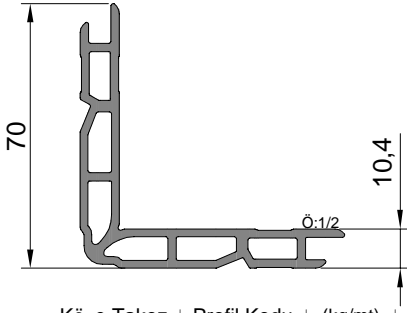
Kö e Takoz Profili CORNER WEDGE PROFILE	Profil Kodu Profile Code	(kg/mt) Weight
	3546	3,357

Kö e Takozu Profil Kodu Corner Wedge Profile Code	Kullanıldığı Profil Compatible Profile	Kesim Boyu (mm) Cutting Length (mm)
3546	K10-K20	20,80 mm



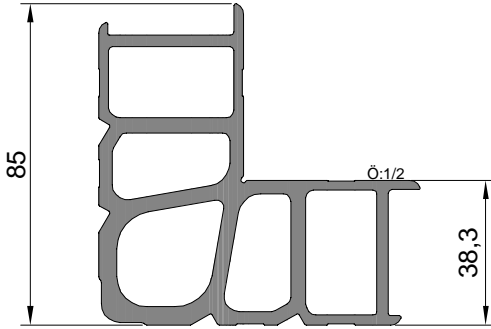
Kö e Takoz Profili CORNER WEDGE PROFILE	Profil Kodu Profile Code	(kg/mt) Weight
	3547	4,884

Kö e Takozu Profil Kodu Corner Wedge Profile Code	Kullanıldığı Profil Compatible Profile	Kesim Boyu (mm) Cutting Length (mm)
3547	K10-K20	24,50 mm



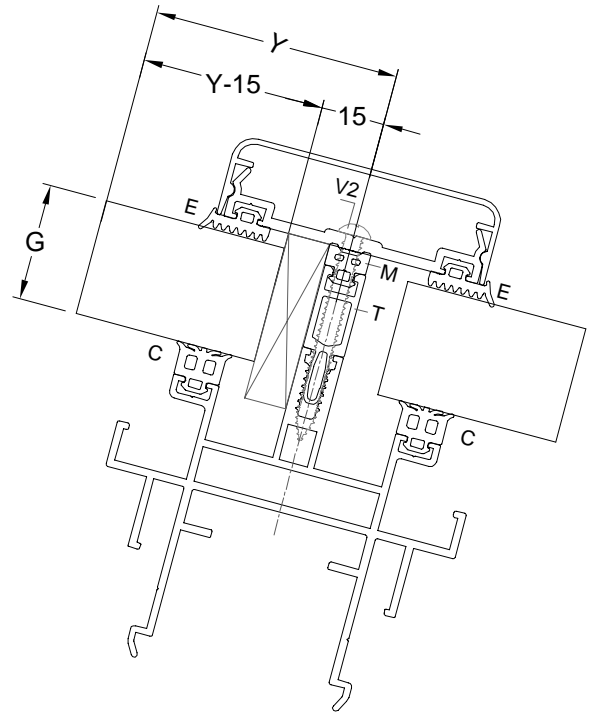
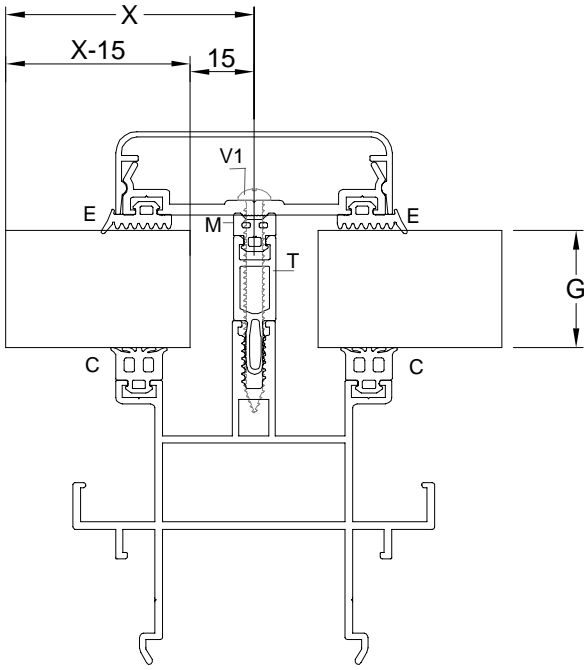
Kö e Takoz Profili CORNER WEDGE PROFILE	Profil Kodu Profile Code	(kg/mt) Weight
	598	1,677

Kö e Takozu Profil Kodu Corner Wedge Profile Code	Kullanıldığı Profil Compatible Profile	Kesim Boyu (mm) Cutting Length (mm)
598	K10-K20	13,30 mm

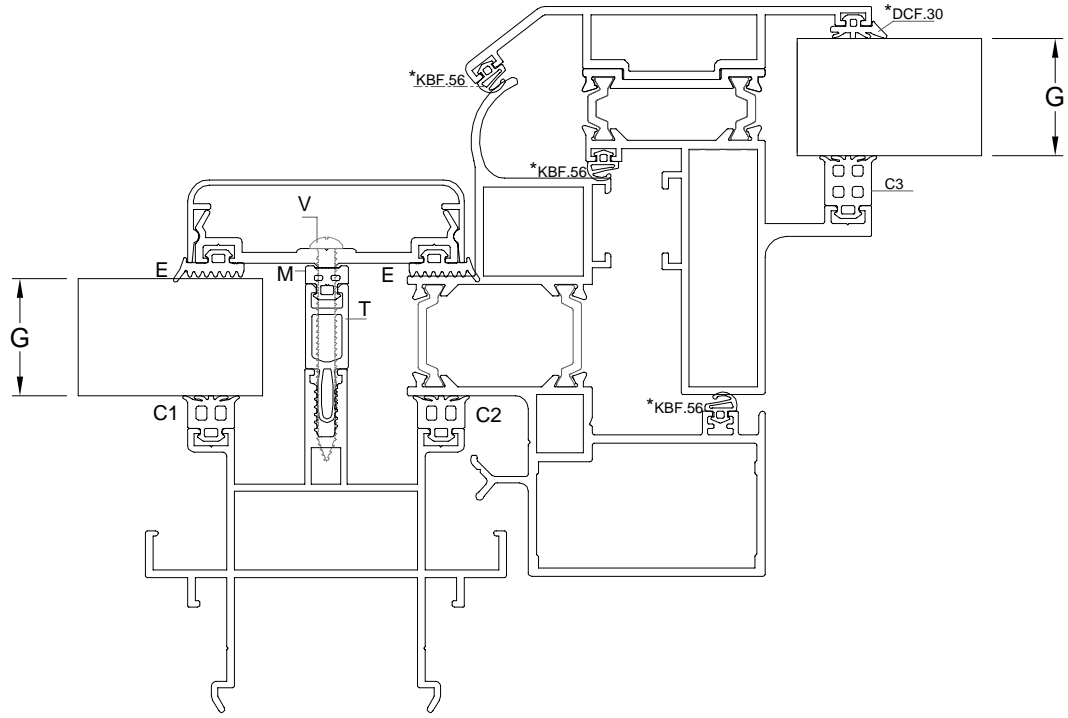


Kö e Takoz Profili CORNER WEDGE PROFILE	Profil Kodu Profile Code	(kg/mt) Weight
	1697	4,212

Kö e Takozu Profil Kodu Corner Wedge Profile Code	Kullanıldığı Profil Compatible Profile	Kesim Boyu (mm) Cutting Length (mm)
1695	K30-K40	10,00 mm

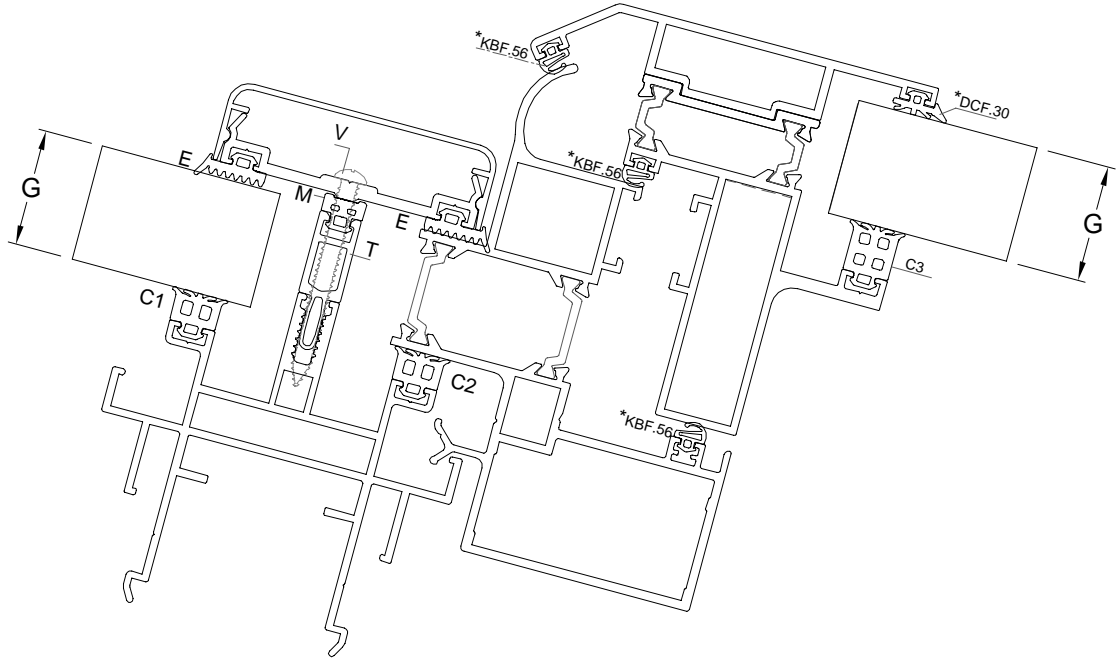


G	C	E	T	M	V1	V2
CAM KALINLI I GLASS THICKNESS	Ç CAM F T L GLAZING GASKET (inside)	DI CAM F T L GLAZING GASKET (outside)	ZOLATÖR	CEPHE ORTA BASKI F T L CENTER PRESSURE GASKET	DÜ EY V DA ÖLÇÜSÜ	YATAY V DA ÖLÇÜSÜ
28 mm	CF.08 veya CSK.08	KF.30	PLS.20 (PVC)	MF.04	4.8x50 mm	4.8x50mm
30 mm	CF.06	KF.30	PLS.20 (PVC)	MF.06	4.8x50 mm	4.8x50 mm
32 mm	CF.04	KF.30	PLS.20 (PVC)	MF.06	4.8x50 mm	4.8x50 mm
34 mm	CF.03	KF.30	PLS.20 (PVC)	MF.06	4.8x50 mm	4.8x50 mm
36 mm	CF.03	KF.30	PLS.20 (PVC)	MF.08	4.8x60 mm	4.8x60 mm



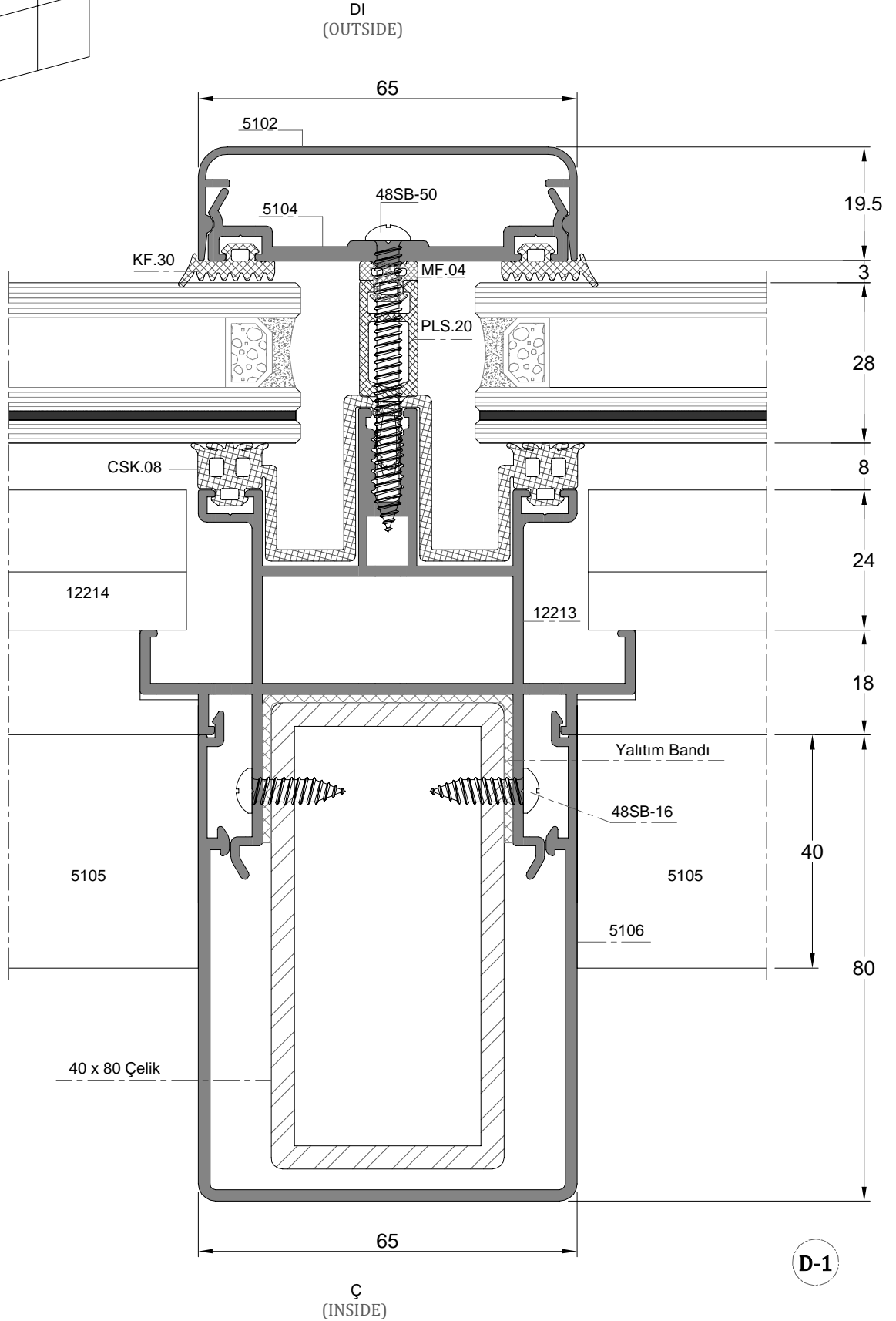
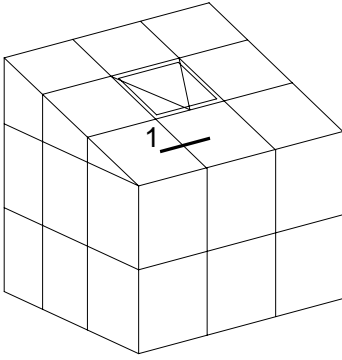
G	C1	C2	C3	E	T	M	V
CAM KALINLI I GLASS THICKNESS	Ç CAM F T L GLAZING GASKET (inside)	Ç CAM F T L GLAZING GASKET (inside)	Ç CAM F T L GLAZING GASKET (inside)	DI CAM F T L GLAZING GASKET (outside)	ZOLATÖR	CEPHE ORTA BASKI F T L CENTER PRESSURE GASKET	DÜ EY V DA ÖLÇÜSÜ
28 mm	CF.08	CF.08	CF.12	KF.30	PLS.20 (PVC)	MF.06	4.8x50 mm
30 mm	CF.06	CF.08	CF.10	KF.30	PLS.20 (PVC)	MF.06	4.8x50 mm
32 mm	CF.04	CF.08	CF.08	KF.30	PLS.20 (PVC)	MF.06	4.8x50 mm
34 mm	CF.03	CF.08	CF.06	KF.30	PLS.20 (PVC)	MF.06	4.8x50 mm
36 mm	CF.03	CF.10	CF.04	KF.30	PLS.20 (PVC)	MF.08	4.8x60 mm

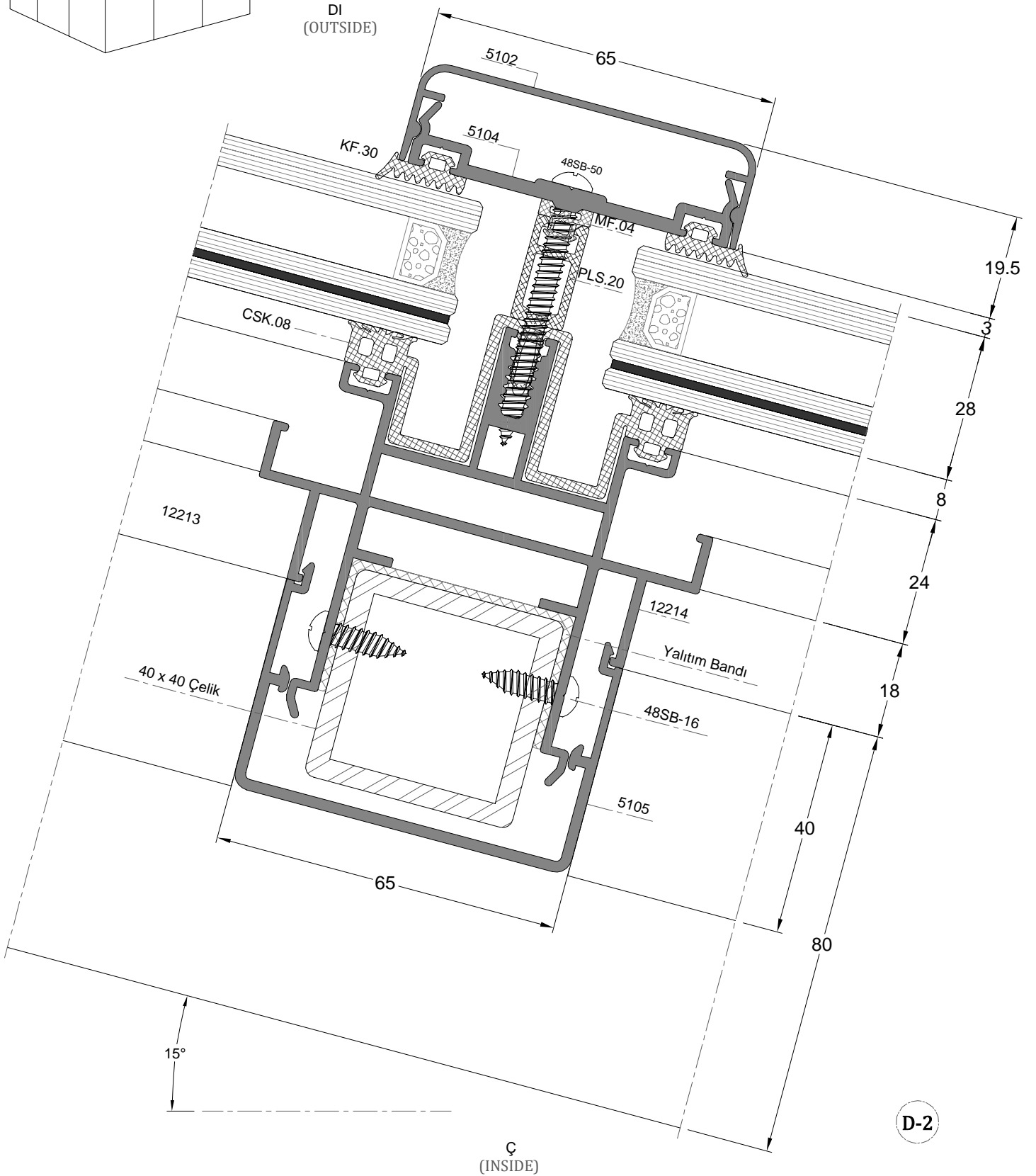
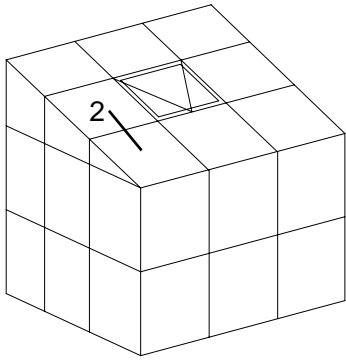
* ile belirtilen epdm fitiller sabittir, değişmez.

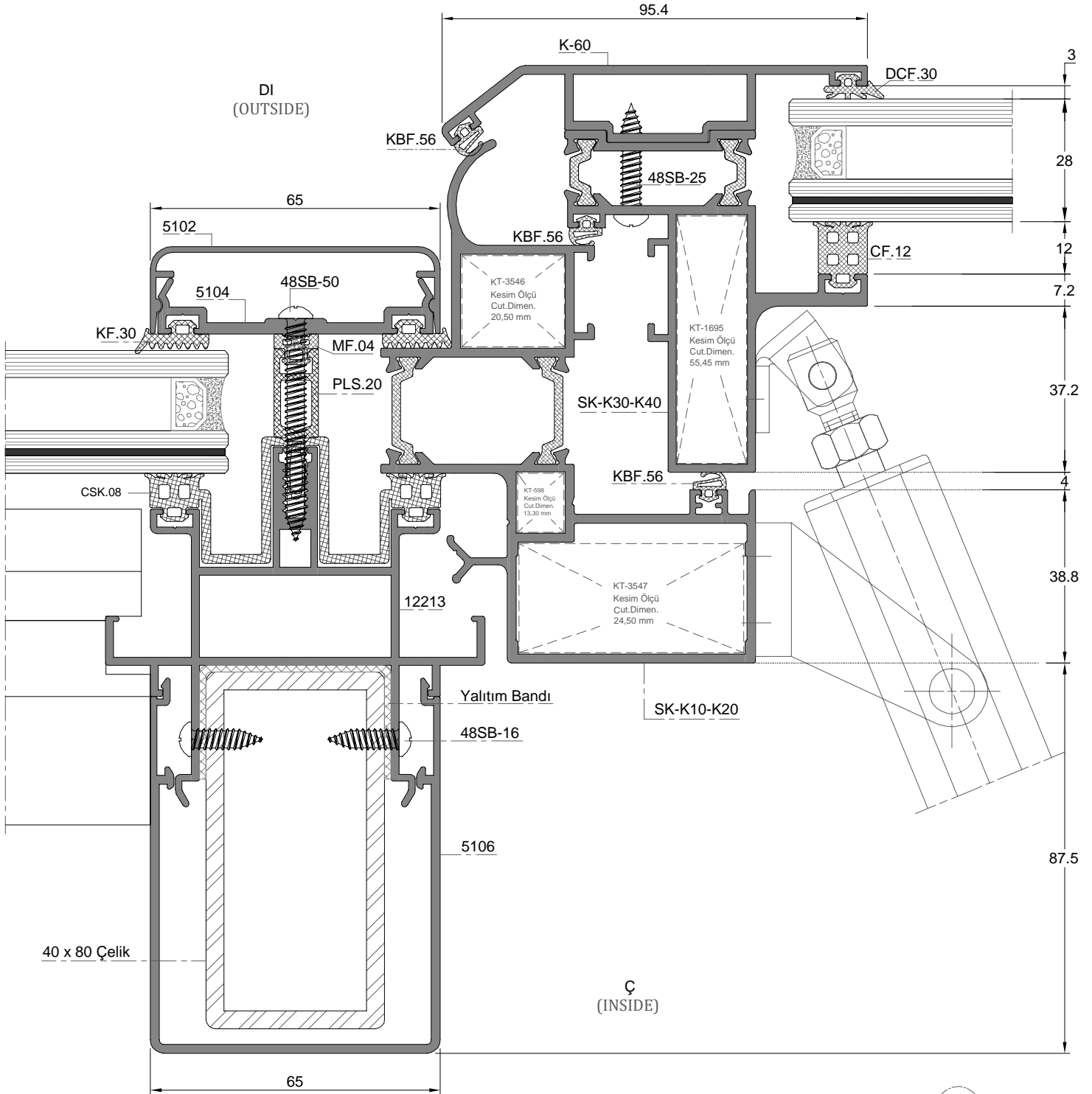
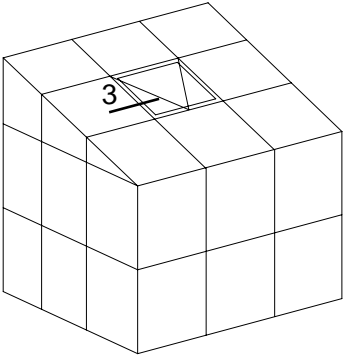


G	C1	C2	C3	E	T	M	V
CAM KALINLI I GLASS THICKNESS	Ç CAM F T L GLAZING GASKET (inside)	Ç CAM F T L GLAZING GASKET (inside)	Ç CAM F T L GLAZING GASKET (inside)	DI CAM F T L GLAZING GASKET (outside)	ZOLATÖR	CEPHE ORTA BASKI F T L CENTER PRESSURE GASKET	DÜ EY V DA ÖLÇÜSÜ
28 mm	CF.08	CF.08	CF.12	KF.30	PLS.20 (PVC)	MF.06	4.8x50 mm
30 mm	CF.06	CF.08	CF.10	KF.30	PLS.20 (PVC)	MF.06	4.8x50 mm
32 mm	CF.04	CF.08	CF.08	KF.30	PLS.20 (PVC)	MF.06	4.8x50 mm
34 mm	CF.03	CF.08	CF.06	KF.30	PLS.20 (PVC)	MF.06	4.8x50 mm
36 mm	CF.03	CF.10	CF.04	KF.30	PLS.20 (PVC)	MF.08	4.8x60 mm

* ile belirtilen epdm fitiller sabittir, değişmez.

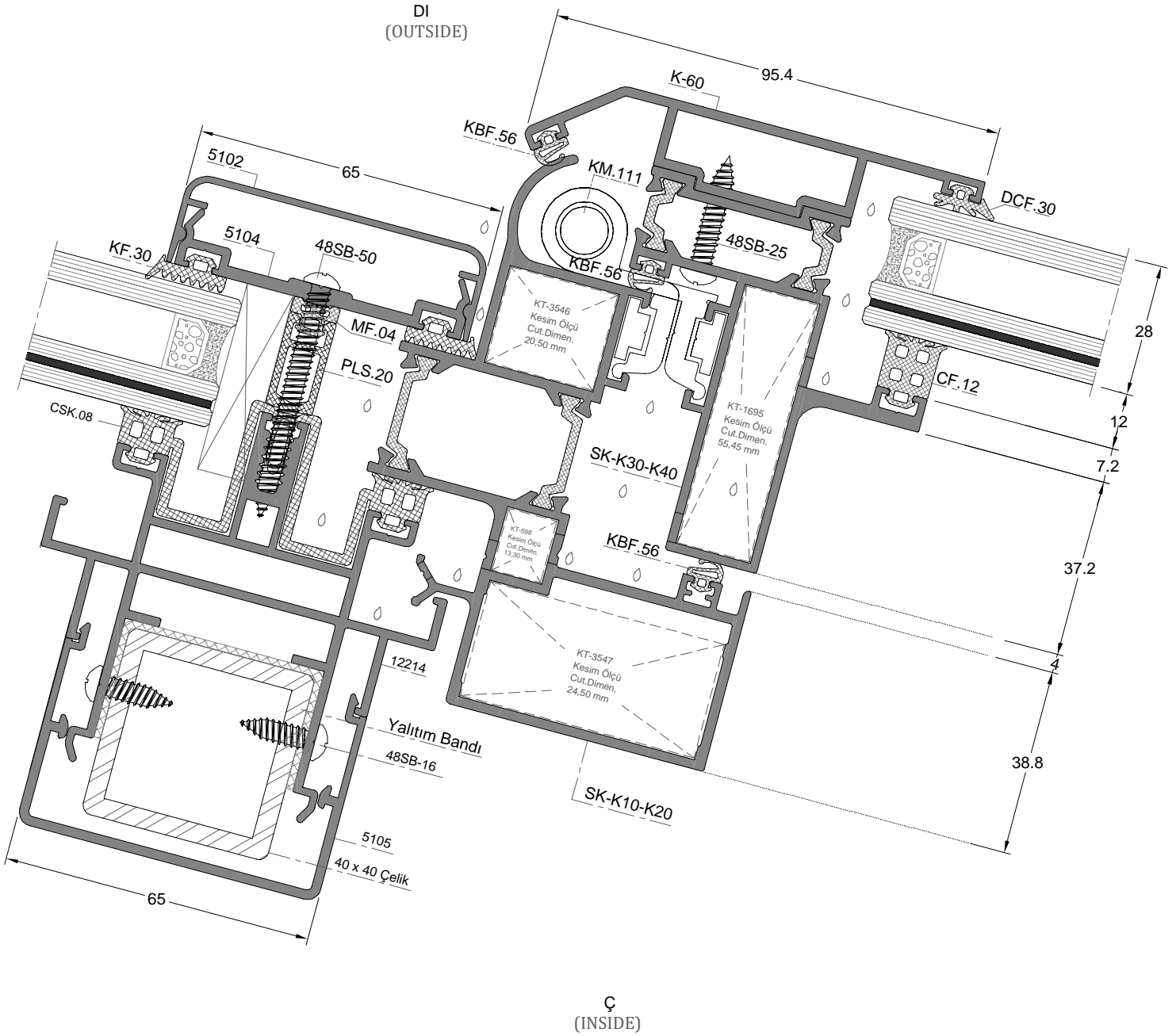
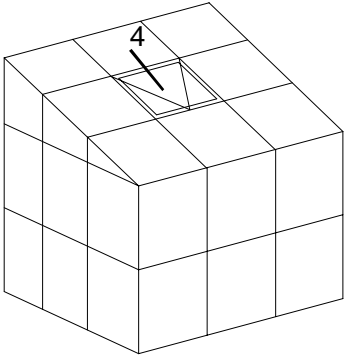






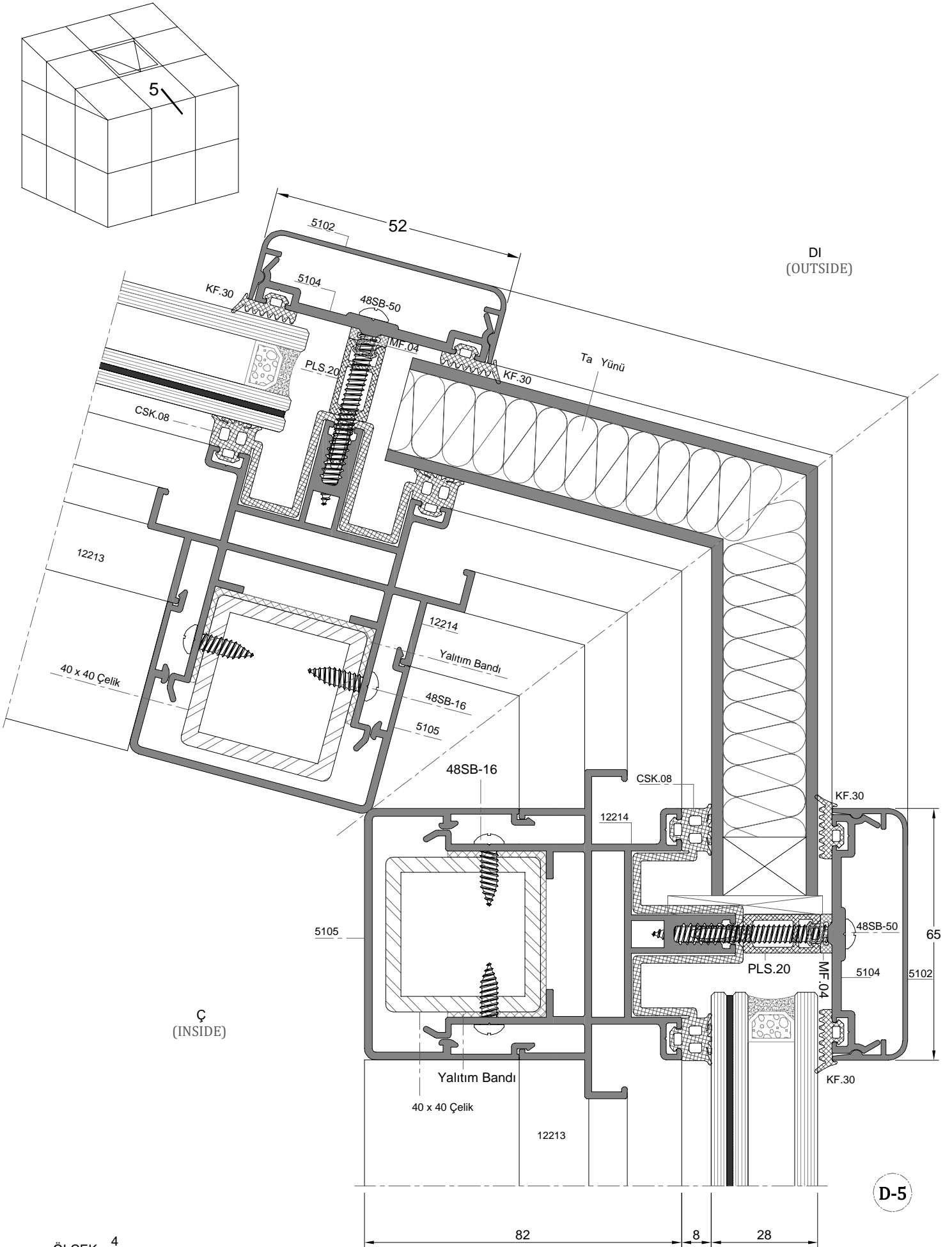
D-3

ÖLÇEK
(SCALE) $\frac{4}{5}$



D-4

ÖLÇEK
(SCALE) $\frac{4}{5}$



ÖLÇEK
(SCALE) $\frac{4}{5}$

