
































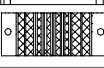

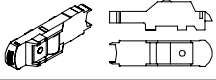


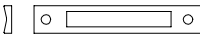


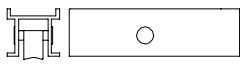




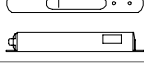


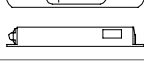
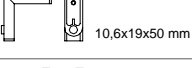

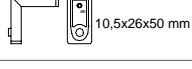




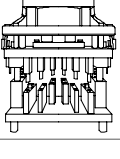
CS34  
YALITIMSIZ SÜRME SİSTEMİ  
(Sliding System)

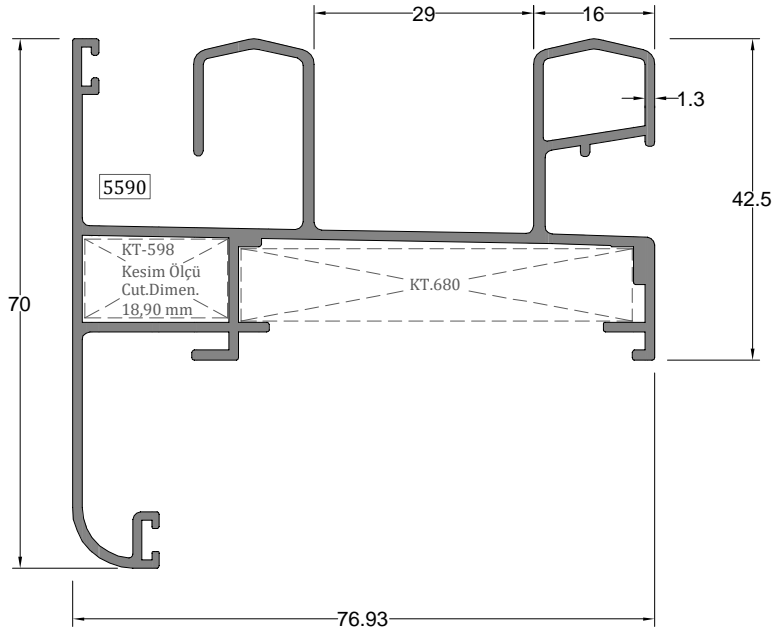
TAM ÖLÇEKLİ ALÜMİNYUM PROFİLLER  
(Full Scale Aluminum Profiles)

PROF L KES T PROFILE SECTION	PROF L KODU PROFILE CODE	PROF L ADI PROFILE NAME	Jx cm <sup>4</sup>	Jy cm <sup>4</sup>	A IRLIK (kg/m) WEIGHT
	5590	K RAYLI KASA PROF L FRAME PROFILE	35,91 cm <sup>4</sup>	14,24 cm <sup>4</sup>	1,277 kg/mt
	3642	K RAYLI KASA PROF L FRAME PROFILE	56,74 cm <sup>4</sup>	14,24 cm <sup>4</sup>	1,423 kg/mt
	3641	K RAYLI KASA PROF L FRAME PROFILE	72,33 cm <sup>4</sup>	21,50 cm <sup>4</sup>	1,858 kg/mt
	6570	K RAYLI KASA PROF L FRAME PROFILE	40,67 cm <sup>4</sup>	8,40 cm <sup>4</sup>	1,379 kg/mt
	7534	K RAYLI KASA PROF L FRAME PROFILE	45,96 cm <sup>4</sup>	8,40 cm <sup>4</sup>	1,441kg/mt
	3644	KANAT PROF L SASH PROFILE	12,31 cm <sup>4</sup>	6,8 cm <sup>4</sup>	0,887 kg/mt
	1243	S NEKL K PROF L SCREENING PROFILE	-	-	0,434 kg/mt
	2707	S NEKL K RAY PROF L SCREENING RAIL PROFILE	-	-	0,190 kg/mt
	3645	KENET PROF L LOCKING PROFILE	-	-	0,377 kg/mt
	5598	DAMLALIK PROF L SILL PROFILE	-	-	0,302 kg/mt
	4039	ADAPTÖR PROF L ADAPTER PROFILE	-	-	0,288 kg/mt
	1139	T BA LANTI PROF L T CONNECTION PROFILE	-	-	0,236 kg/mt
	1035	T BA LANTI PROF L T CONNECTION PROFILE	-	-	0,240 kg/mt
	1121	T BA LANTI PROF L T CONNECTION PROFILE	-	-	0,233 kg/mt
	3917	T BA LANTI PROF L T CONNECTION PROFILE	-	-	0,162 kg/mt
	3818	T BA LANTI PROF L T CONNECTION PROFILE	-	-	0,210 kg/mt
	3832	T BA LANTI PROF L T CONNECTION PROFILE	-	-	0,175 kg/mt
	553	PERVAZ PROF L SILL PROFILE	-	-	0,656 kg/mt
	3646	PERVAZ PROF L SILL PROFILE	-	-	0,302 kg/mt
	598	KÖ E TAKOZU CORNER WEDGE PROFILE	-	-	1,760 kg/mt
	6568	KÖ E TAKOZU CORNER WEDGE PROFILE	-	-	2,128 kg/mt
	3643	KASA KAPAK PROF L FRAME COVER PROFILE	-	-	0,290 kg/mt

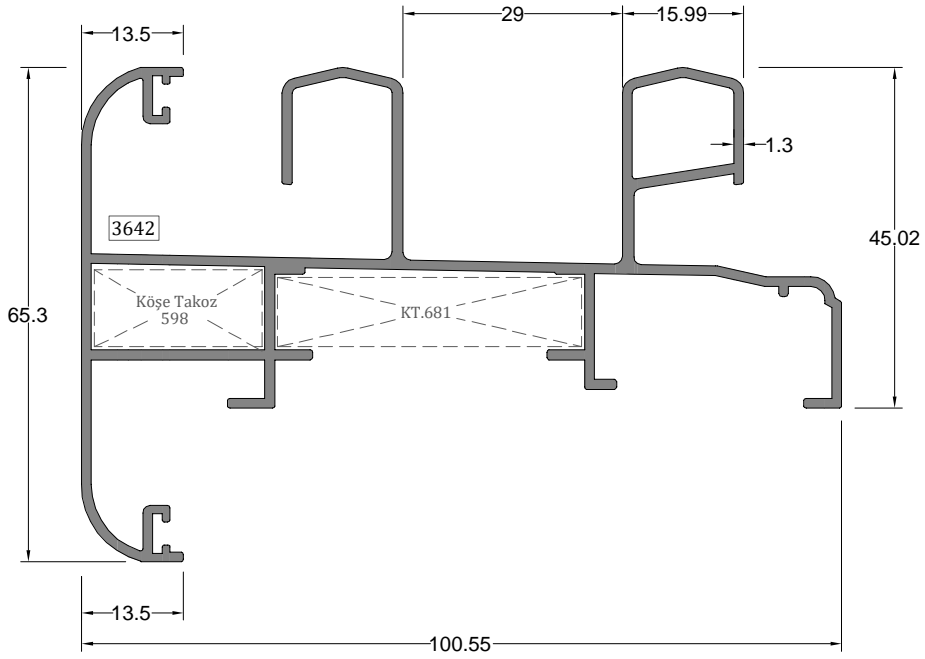
\*\* Her profil için minimum sipari 300 kg'dır.  
\*\* Minimum order quantity is 300 kg per profile.

AKSESUAR ACCESSORY	STOK KODU REFERENCE CODE	AKSESUAR ADI DESCRIPTION	AKSESUAR KODU PRODUCT CODE	PAKET PACK
	03 012022	Ç FT CAM U F T L DOUBLE GLASS U GASKET	CS34-UCF.022	60 mt / paket 10kg
	03 012020	TEK CAM U F T L SINGLE GLASS U GASKET	CS34-UCF.020	
	03 010436	KASA F T L FRAME GASKET	OP40-KBF.36	350 mt / paket 10 kg
	03 080100	B N F T L OVERLAPPING GASKET	CS34-MO.60	100 mt / paket
	03 050710	FİRÇA F T L WEATHER STRIP	CS34-FÇ.710	300 mt / paket
	03 050706	FİRÇA F T L WEATHER STRIP	CS34-FÇ.706	300 mt / paket
	01 130318	KÖ E GÖNYE CORNER BRACKET	CS34-KG.318	1 pk /1000 ad
	01 130314	KÖ E ÇAVU U CORNER CONNECTION	CS34-FJ.314	1 pk /250 ad
	01 050253	KENET KAPAK INTERLOCKING CAP	CS34-YK.253	1 pk /100 ad
	04 105070	S NEKL K KÖ E TAKOZ SCREENING CORNER WEDGE	CS34-ST.70	1 pk ./100ad
	04 105060	S NEKL K RULMAN SCREENING ROLLER	CS34-SR.60	1 pk ./ 100ad
	01 050298	ALT HAVA KES C BOTTOM AIR BLOCKER	CS34-AHK.298	1 pk ./ 100ad
	01 110212	ALT HAVA KES C BOTTOM AIR BLOCKER	CS34-AHK.212	1 pk ./ 100ad
	01050294	ÜST HAVA KES C TOP AIR BLOCKER	CS34-ÜHK.294	1 pk ./ 100ad
	01 050295	STOPER STOPPER	CS34-SP.295	1 pk ./ 100ad
	06 140208	CAM ALTI DESTEK TAKOZ (5x20x80) SUPPORT BRACKET FOR GLAZING	CS34-CMT.208	
	01 050200	K L T KAR ILIK (Mat Eloksal) STRIKER FOR SLIDING LOCK	CS34-KT.200	1 pk ./ 100ad
	01 050201	K L T KAR ILIK (Rall 9016) STRIKER FOR SLIDING LOCK	CS34-KT.201	1 pk ./ 100ad
	01 050202	K L T KAR ILIK (Rall 9005) STRIKER FOR SLIDING LOCK	CS34-KT.202	1 pk ./ 100ad
	01 050280	AYARLI TEKL RULMAN ADJUSTABLE ROLLER(SINGLE)	CS34-TR.280	1 pk ./ 100ad
	01 050281	AYARLI Ç FTL RULMAN ADJUSTABLE ROLLER(DOUBLE)	CS34-ÇR.281	1 pk ./ 100ad

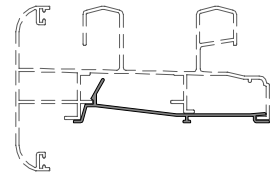
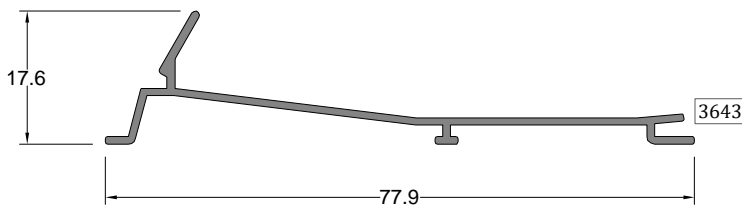
AKSESUAR ACCESSORY	STOK KODU REFERENCE CODE	AKSESUAR ADI DESCRIPTION	AKSESUAR KODU PRODUCT CODE	PAKET PACK
	01 050150	SÜRME D L (SA ) SLIDING BOLT(RIGHT)	CS34-HKD.150	1 pk ./ 100ad
	01 050151	SÜRME D L (SOL) SLIDING BOLT (LEFT)	CS34-HKD.151	1 pk ./ 100ad
	01 050100	SÜRME HAVUZ KOL (Mat Elokstal) SLIDING LOCK	CS34-HK.100	1 pk ./ 100ad
	01 050101	SÜRME HAVUZ KOL (Bronz) SLIDING SUNKEN HANDLE	CS34-HK.101	1 pk ./ 100ad
	01 050102	SÜRME HAVUZ KOL (Rall 9016) SLIDING LOCK	CS34-HK.102	1 pk ./ 100ad
	01 050103	SÜRME HAVUZ KOL (Rall 9005) SLIDING LOCK	CS34-HK.103	1 pk ./ 100ad
	01 130306	KÖ E BA LANTI TAKOZ CORNER JOINT	CS34-MÇ.306	1 pk ./ 100ad
	01130312	KÖ E BA LANTI TAKOZ CORNER JOINT	CS34-MÇ.312	1 pk ./ 100ad
	01130307	KÖ E BA LANTI TAKOZ CORNER JOINT	CS34-MÇ.307	1 pk ./ 100ad
	75 130680	KÖ E BA LANTI TAKOZ ( 5590 kasa için) CORNER JOINT	CS34-KT.680	1 pk ./ 100ad
	75 130681	KÖ E BA LANTI TAKOZ ( 3642 kasa için) CORNER JOINT	CS34-KT.681	1 pk ./ 100ad
	04 060160	S NEKL K TÜLÜ SCREENING NET	CS34-SFT.160	30 mt / paket
	03 020114	S NEKL K F T L SCREENING GASKET	CS34-SF.114	100 mt / paket
		PANÇ MAK NES (CS34-CS35T) PUNCH MACHINE		1 pk / 1 Adet



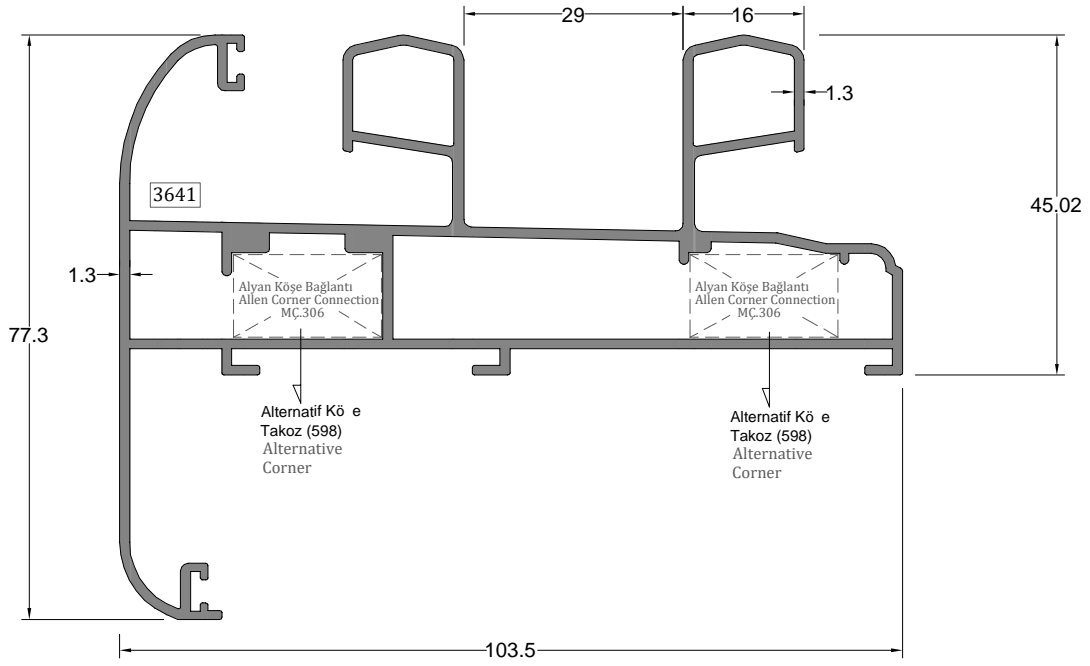
Kasa Profili FRAME PROFILE	Profil Kodu Profile Code	(kg/mt) Weight	Jx cm <sup>4</sup>	Jy cm <sup>4</sup>
	5590	1,277	35,91	14,24



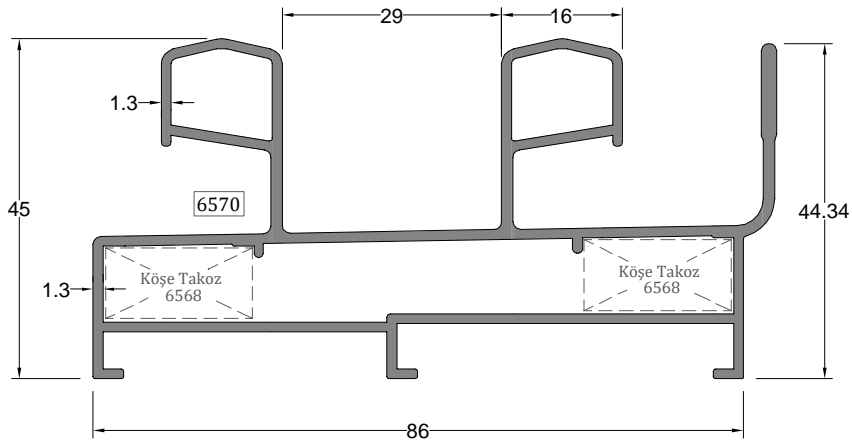
Kasa Profili FRAME PROFILE	Profil Kodu Profile Code	(kg/mt) Weight	Jx cm <sup>4</sup>	Jy cm <sup>4</sup>
	3642	1,423	56,74	14,24



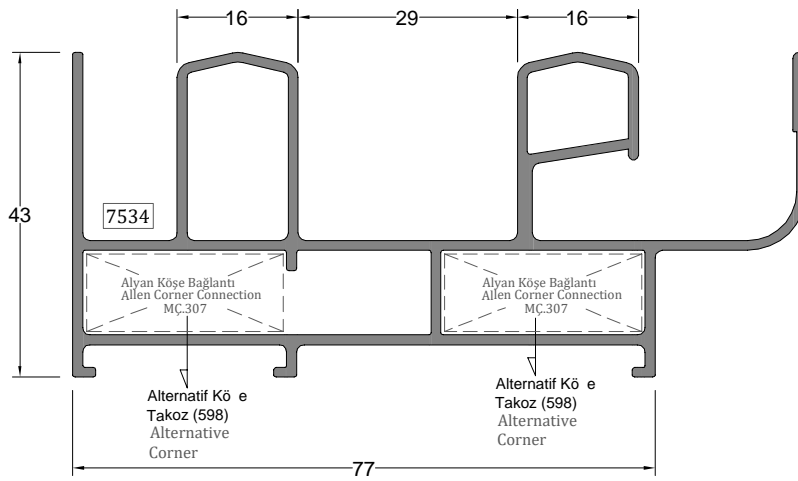
Kasa Kapak Profili FRAME COVER PROFILE	Prof. kod. Profile code	(kg/mt) Weight
	3643	0,290



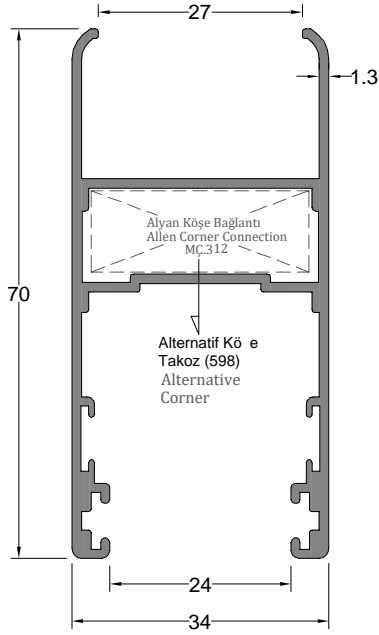
Kasa Profili FRAME PROFILE	Profil Kodu Profile Code	(kg/mt) Weight	Jx cm <sup>4</sup>	Jy cm <sup>4</sup>
	3641	1,858	72,33	21,50



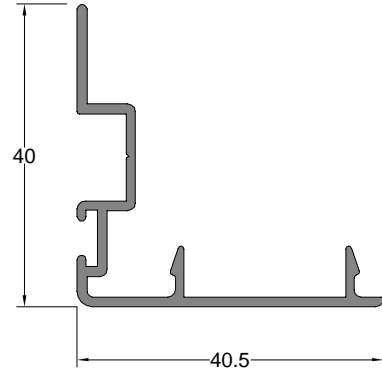
Kasa Profili FRAME PROFILE	Profil Kodu Profile Code	(kg/mt) Weight	Jx cm <sup>4</sup>	Jy cm <sup>4</sup>
	6570	1,379	40,67	8,4



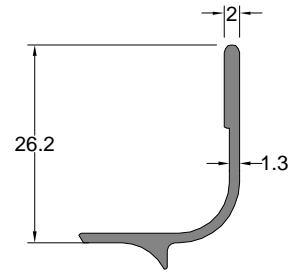
Kasa Profili FRAME PROFILE	Profil Kodu Profile Code	(kg/mt) Weight	Jx cm <sup>4</sup>	Jy cm <sup>4</sup>
	7534	1,441	45,96	8,4



Kanat Profili SASH PROFILE	Profil Kodu Profile Code	(kg/mt) Weight	Jx cm <sup>4</sup>	Jy cm <sup>4</sup>
	3644	0,887	12,31	6,8

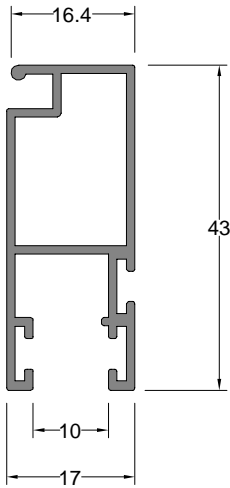


Kenet Profili INTERLOCK PROFILE	Profil kodu Profile Code	(kg/mt) Weight
	3645	0,377

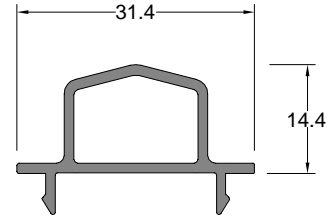


Ray Profili RAIL PROFILE	Profil Kodu Profile Code	(kg/mt) Weight
	2707	0,190

(5590 ve 6570 kasalar için)

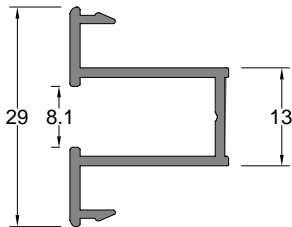


Sineklik Ray Profili SCREENING RAIL PROFILE	Profil Kodu Profile Code	(kg/mt) Weight
	1243	0,434



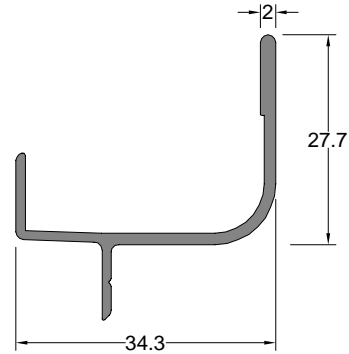
Adaptör Profili ADAPTER PROFILE	Profil Kodu Profile Code	(kg/mt) Weight
	4039	0,288

(3649 yerine)

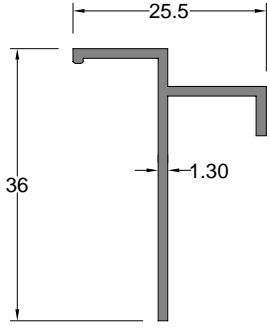


Tek Cam Adaptör Profili SINGLE GLASS ADAPTER PROFILE	Profil Kodu Profile Code	(kg/mt) Weight
	4038	0,274

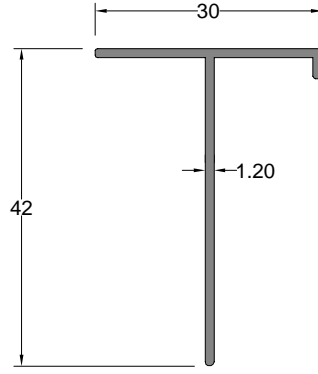
(3658 yerine)



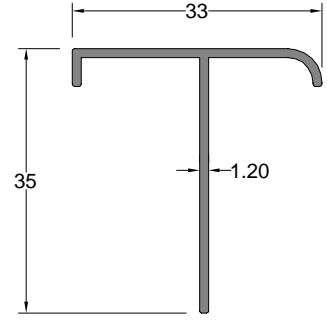
Damlalık Profili SILL PROFILE	Profil Kodu Profile Code	(kg/mt) Weight
	5598	0,302



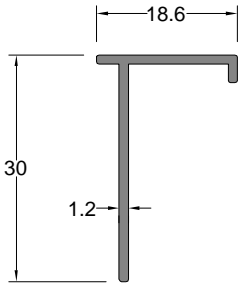
T Ba lantı Profili T CONNECTION PROFILE	Profil Kodu Profile Code	(kg/mt) Weight
	1121	0,233



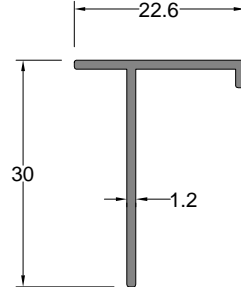
T Ba lantı Profili T CONNECTION PROFILE	Profil Kodu Profile Code	(kg/mt) Weight
	1035	0,240



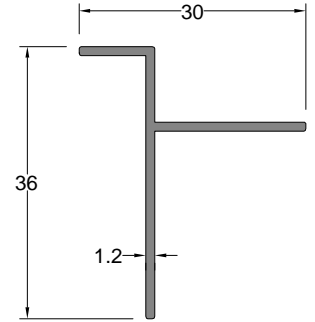
T Ba lantı Profili T CONNECTION PROFILE	Profil Kodu Profile Code	(kg/mt) Weight
	1139	0,236



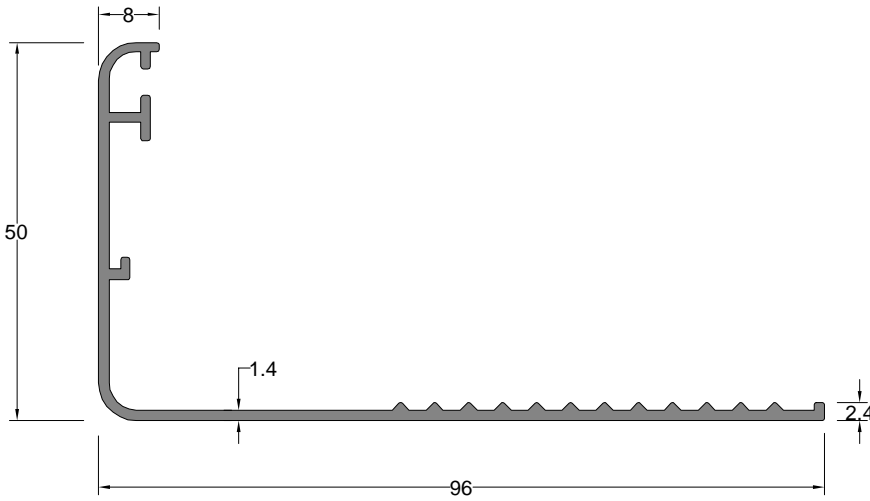
T Ba lantı Profili T CONNECTION PROFILE	Profil Kodu Profile Code	(kg/mt) Weight
	3917	0,162



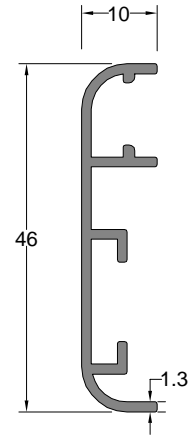
T Ba lantı Profili T CONNECTION PROFILE	Profil Kodu Profile Code	(kg/mt) Weight
	3832	0,175



T Ba lantı Profili T CONNECTION PROFILE	Profil Kodu Profile Code	(kg/mt) Weight
	3818	0,210

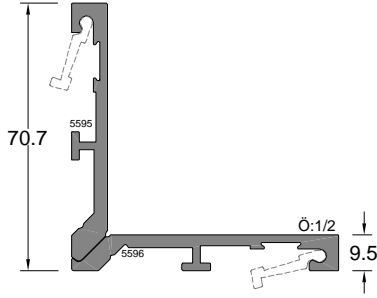


Pervaz Profili SILL PROFILE	Profil Kodu Profile Code	(kg/mt) Weight
	553	0,656

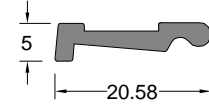


Pervaz Profili SILL PROFILE	Profil Kodu Profile Code	(kg/mt) Weight
	3646	0,302

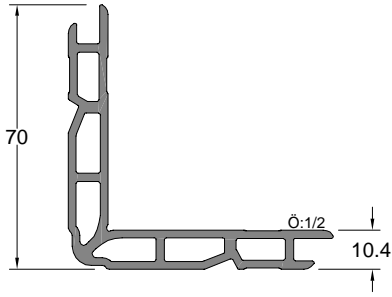




Kö e Takozu Profili Corner Wedge Profile	Profil Kodu Profile Code	(kg/mt) Weight
	5596	0,816
	5595	0,833

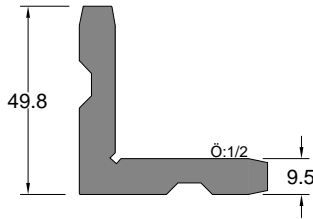


Kö e Takozu Adaptör Profili Corner Wedge Adapter Profile	Profil Kodu Profile Code	(kg/mt) Weight
	5597	0,150



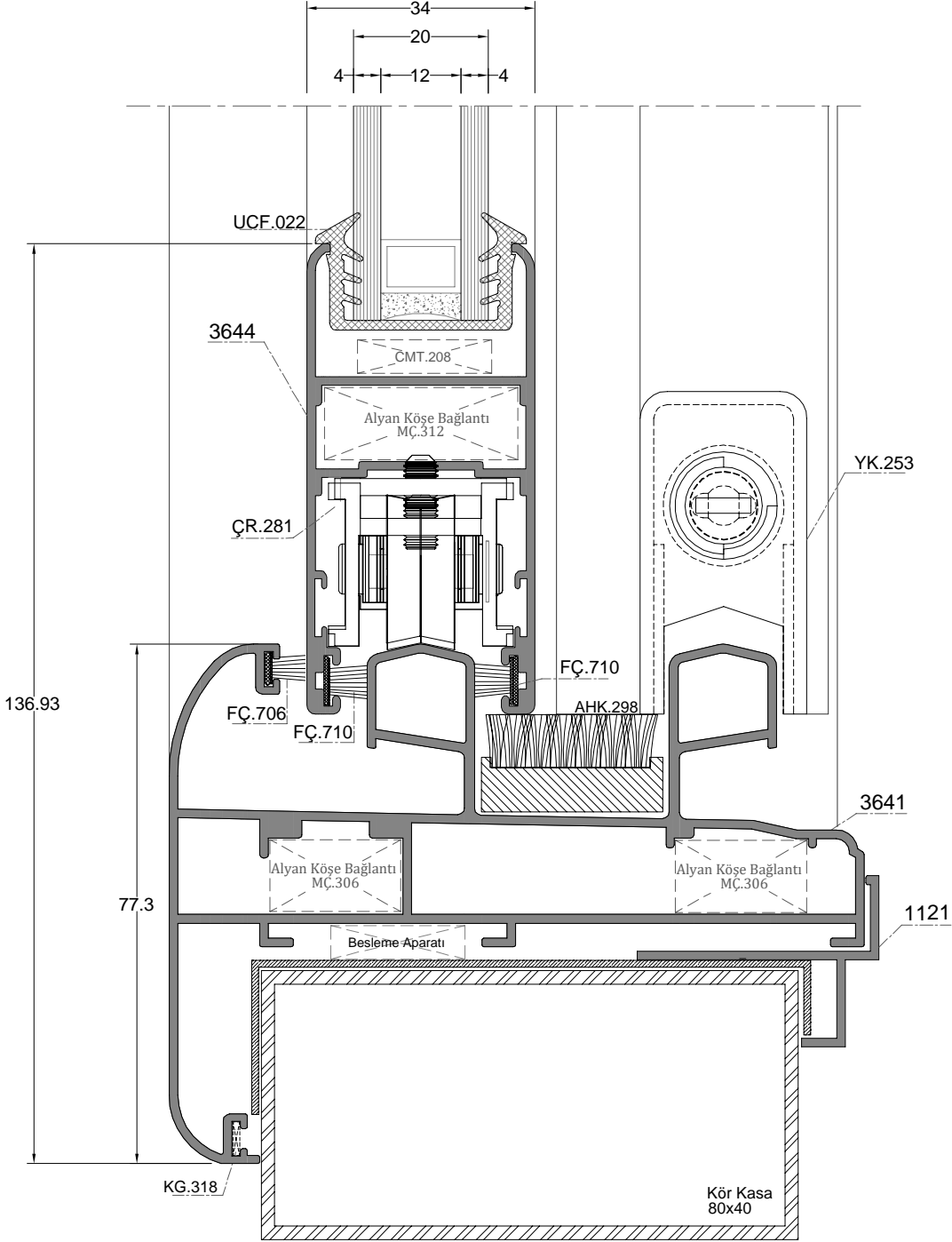
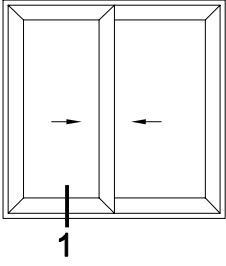
Kö e Takozu Profili Corner Wedge Profile	Profil Kodu Profile Code	(kg/mt) Weight
	598	1,760

Kö e Takozu Profil Kodu Corner Wedge Profile Code	Kullanıldı ı Profil Compatible Profile	Kesim Boyu (mm) Cutting Length (mm)
598	5590	19,00 mm
	3641	19,50 mm
	3642	22,50 mm
	7534	26,50 mm
	3644	29,00 mm

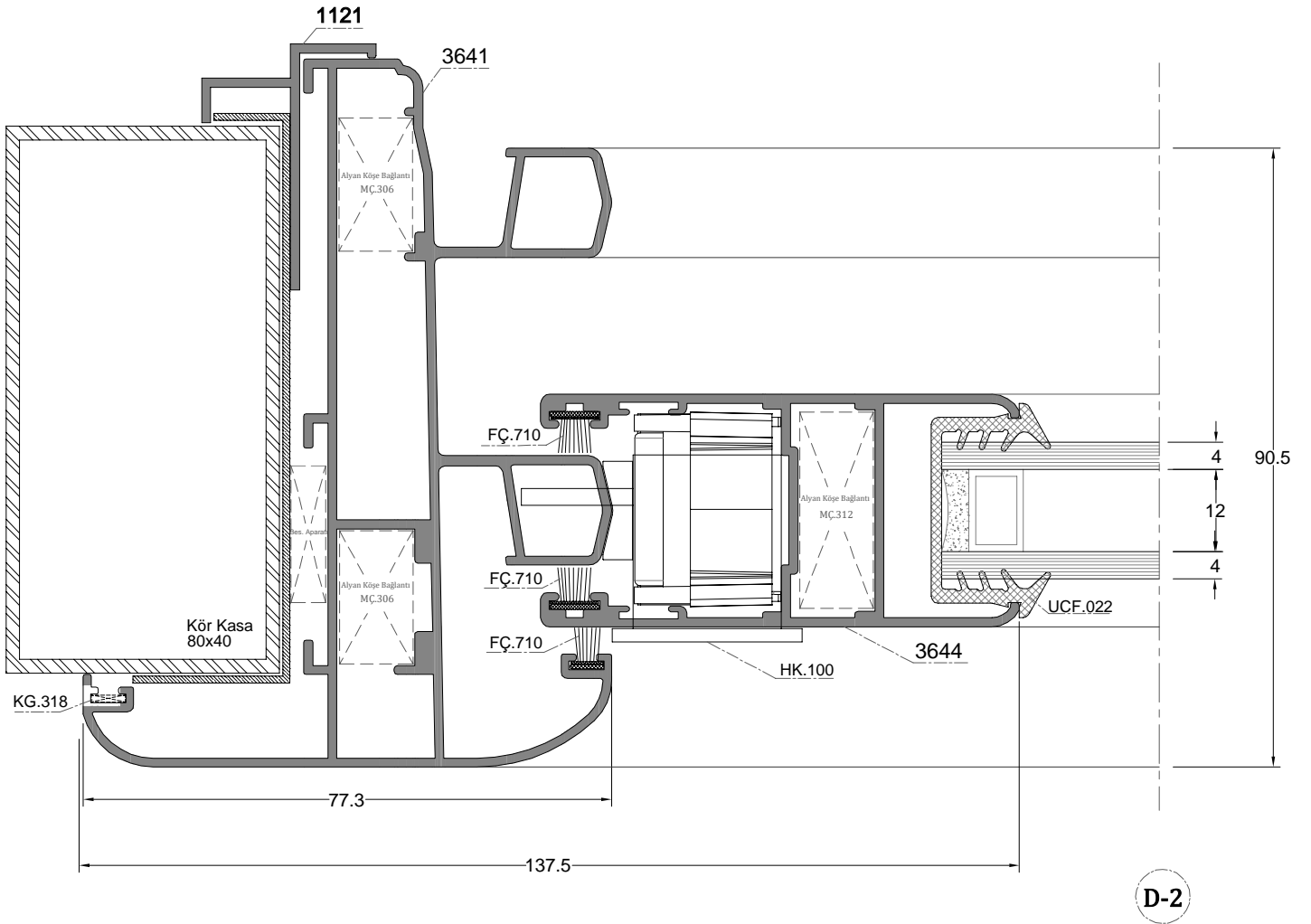
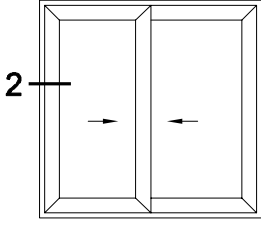


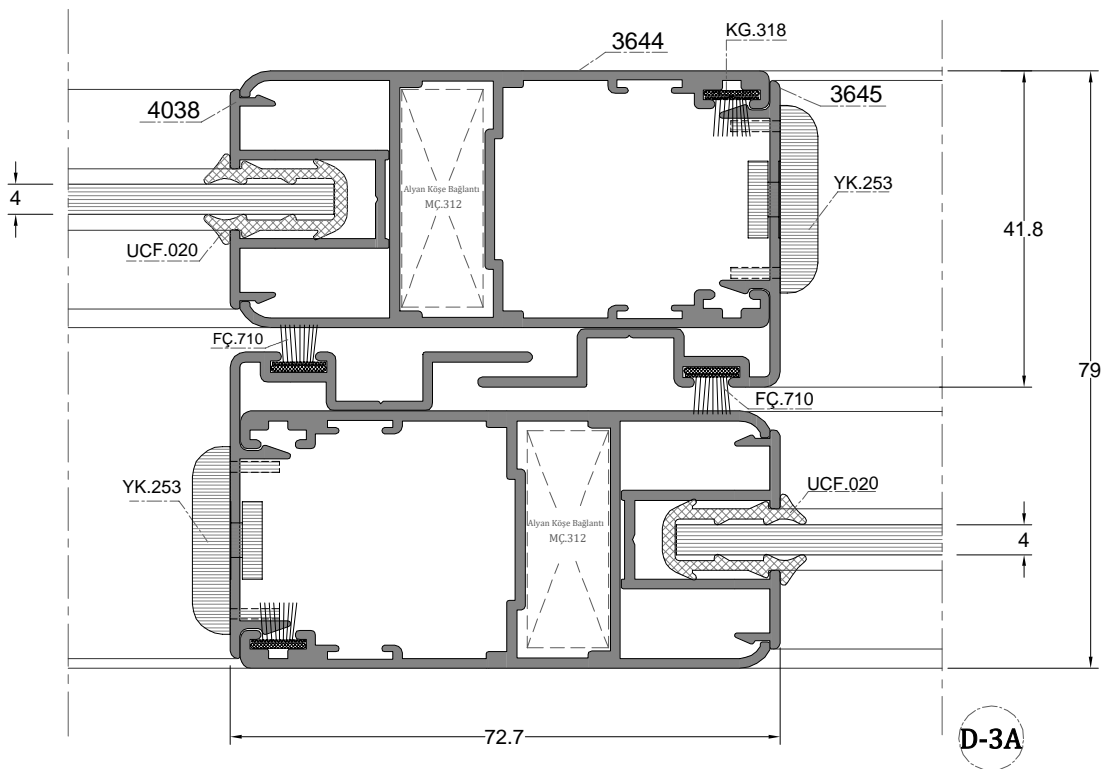
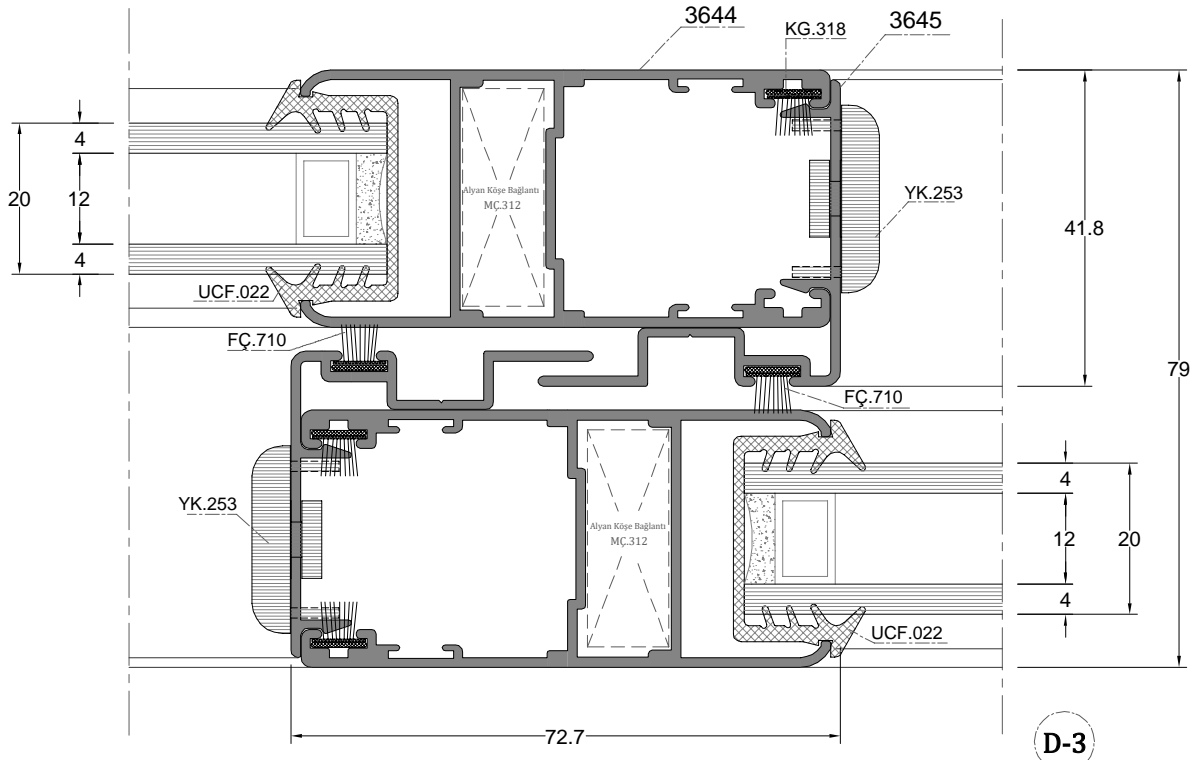
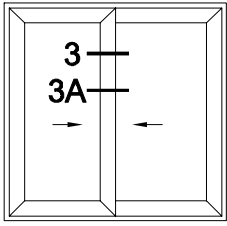
Kö e Takozu Profili Corner Wedge Profile	Profil Kodu Profile Code	(kg/mt) Weight
	6568	2,128

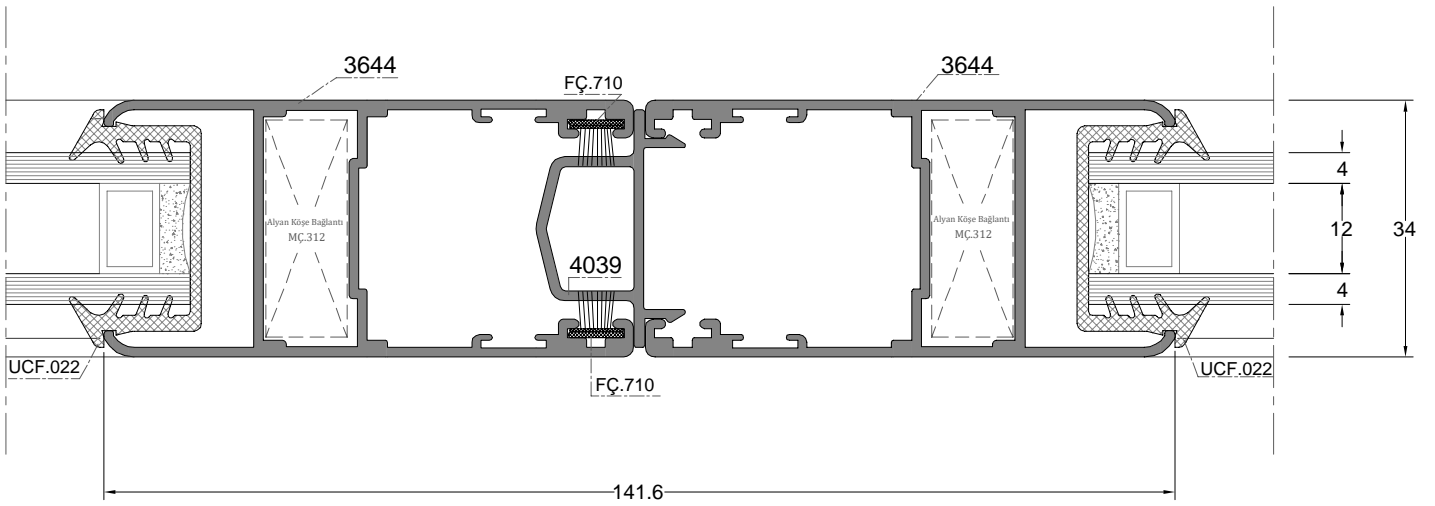
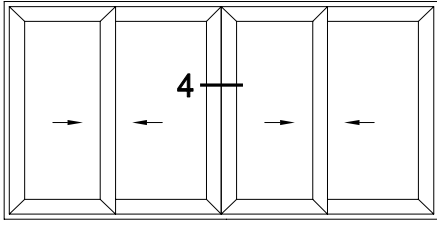
Kö e Takozu Profil Kodu Corner Wedge Profile Code	Kullanıldı ı Profil Compatible Profile	Kesim Boyu (mm) Cutting Length (mm)
6568	6570	19,50 mm



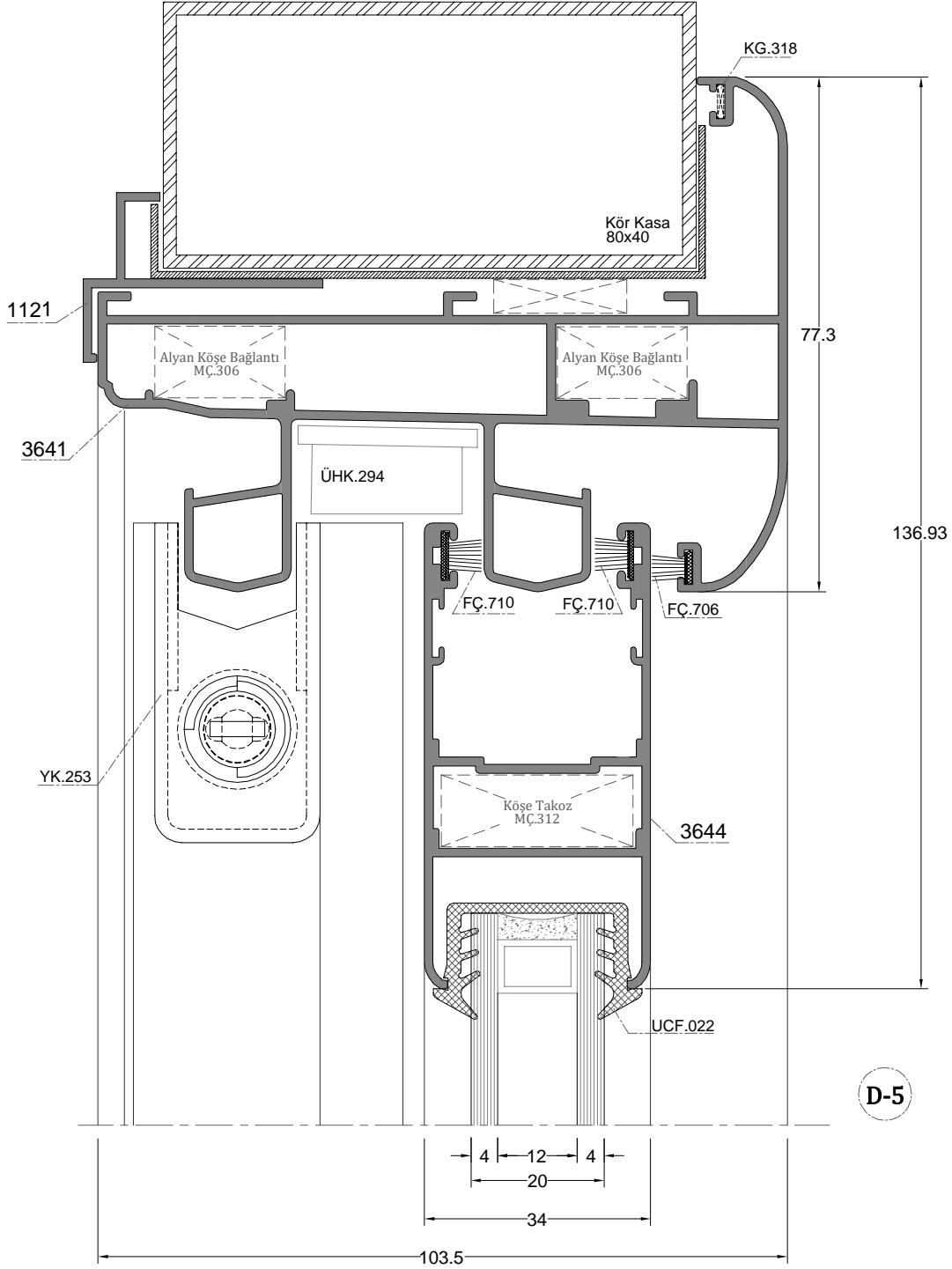
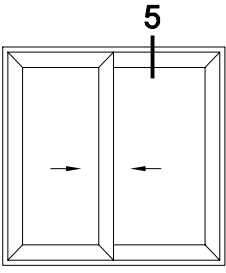
D-1



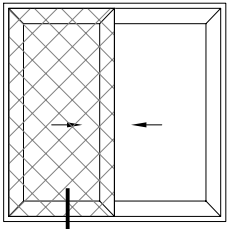




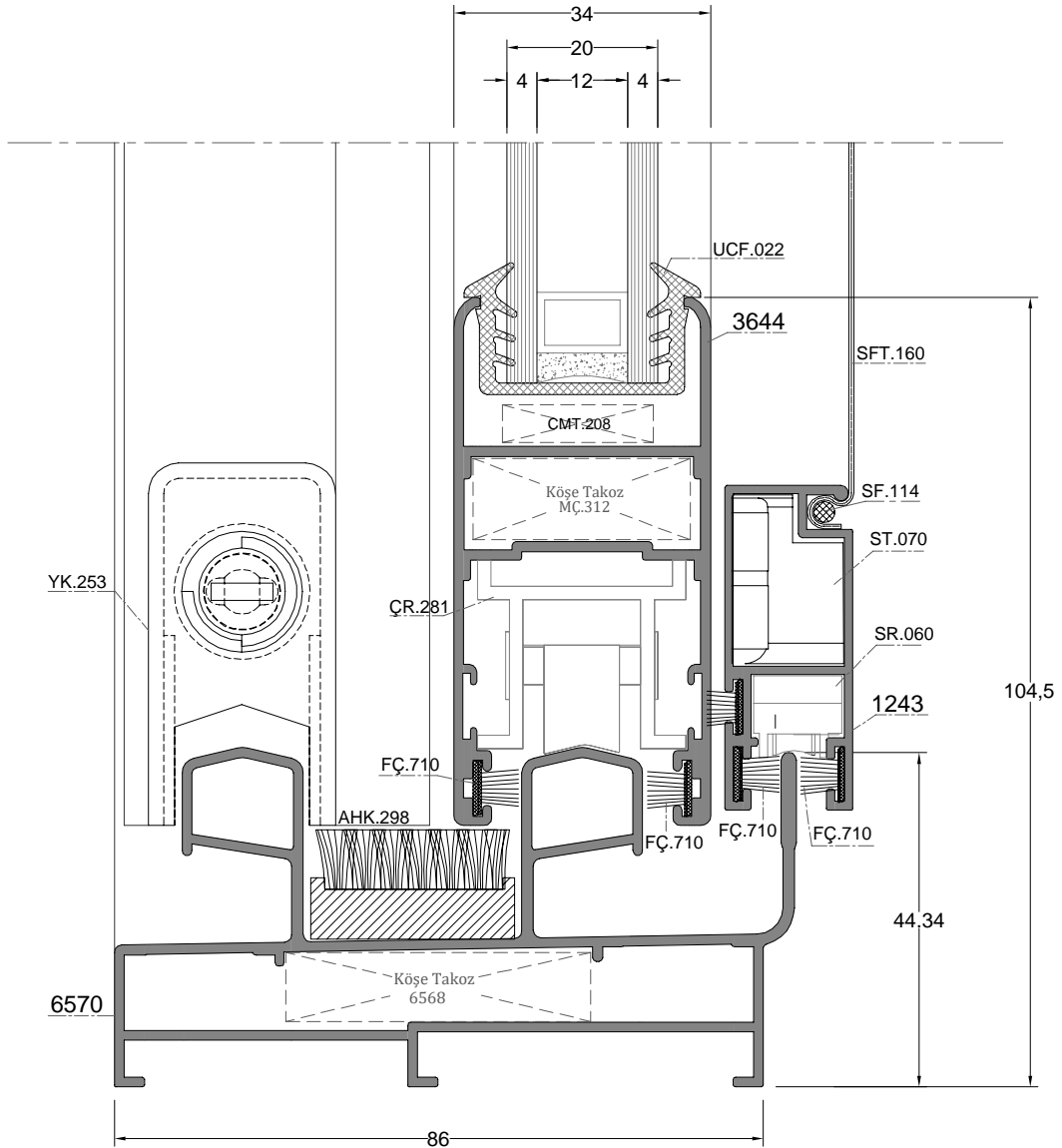
D-4



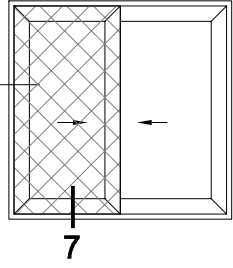
D-5



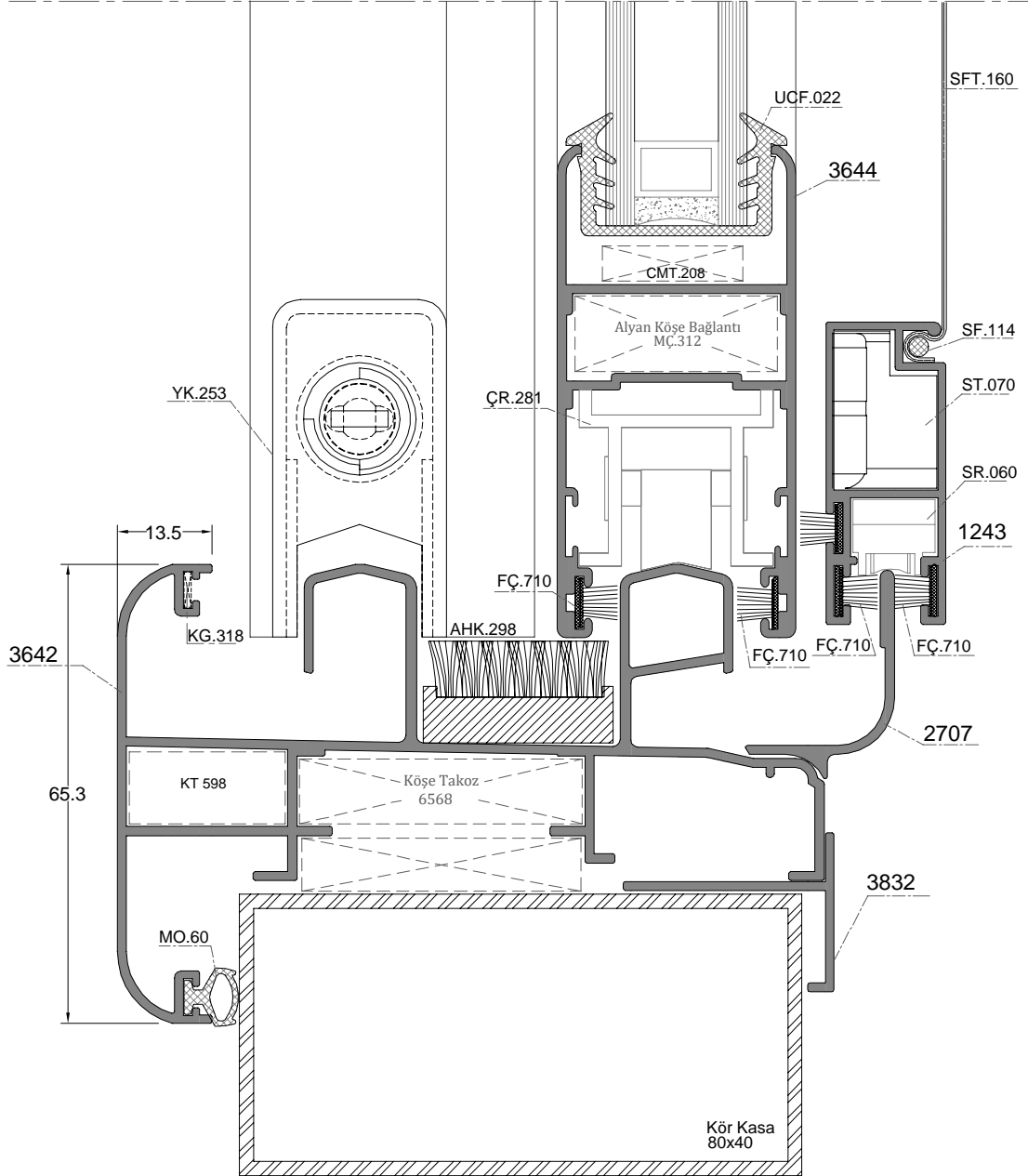
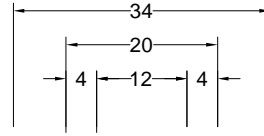
6



D-6



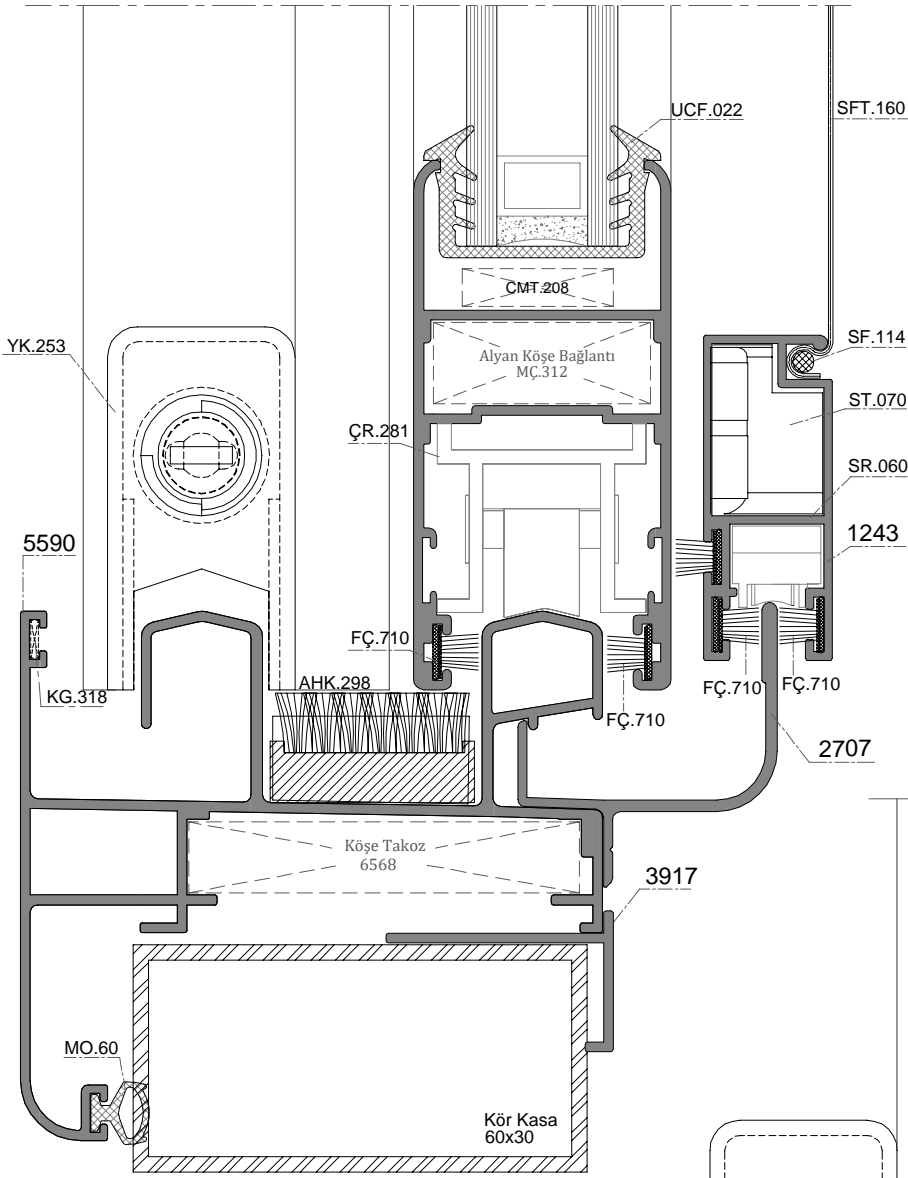
3642 nolu kasa sineklik ve t profil detayı



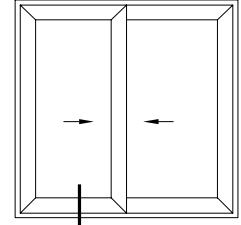
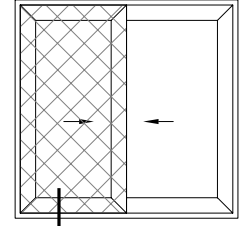
D-7



3642 nolu kasa sineklik ve t profil detayı

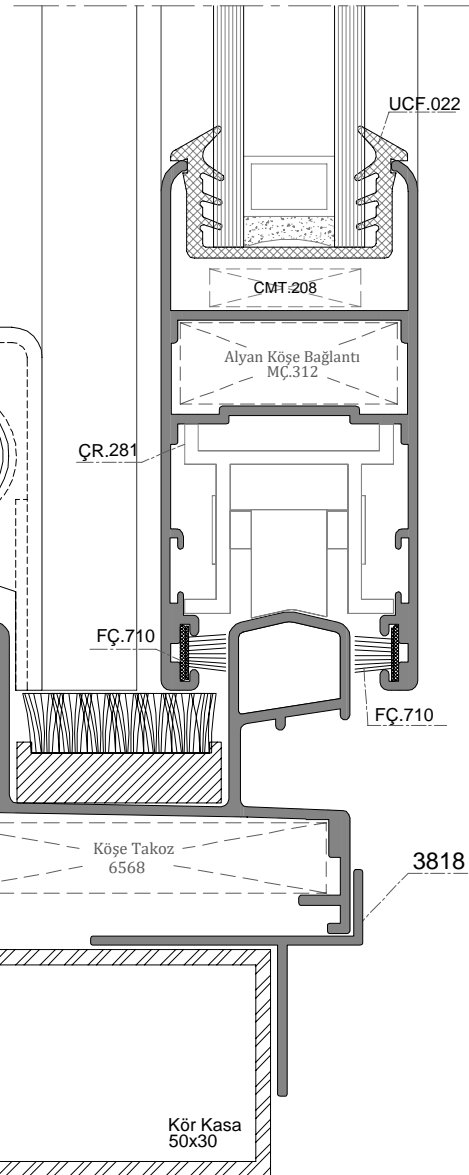
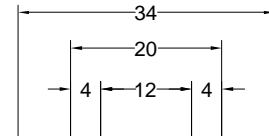


D-8

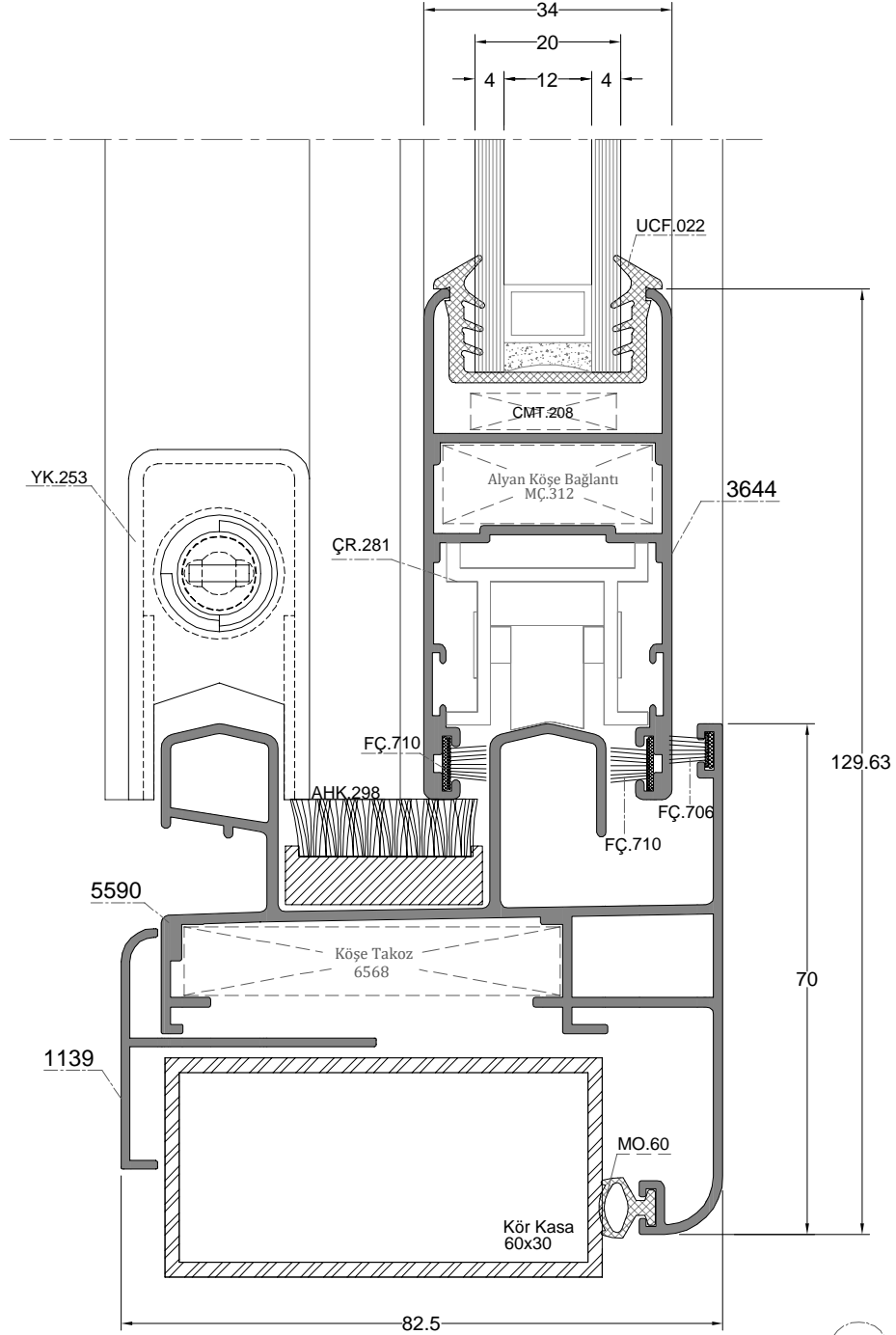
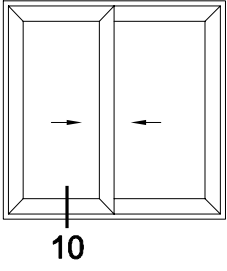


8

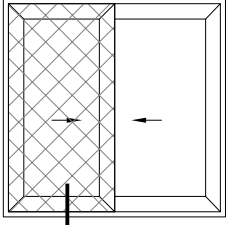
9



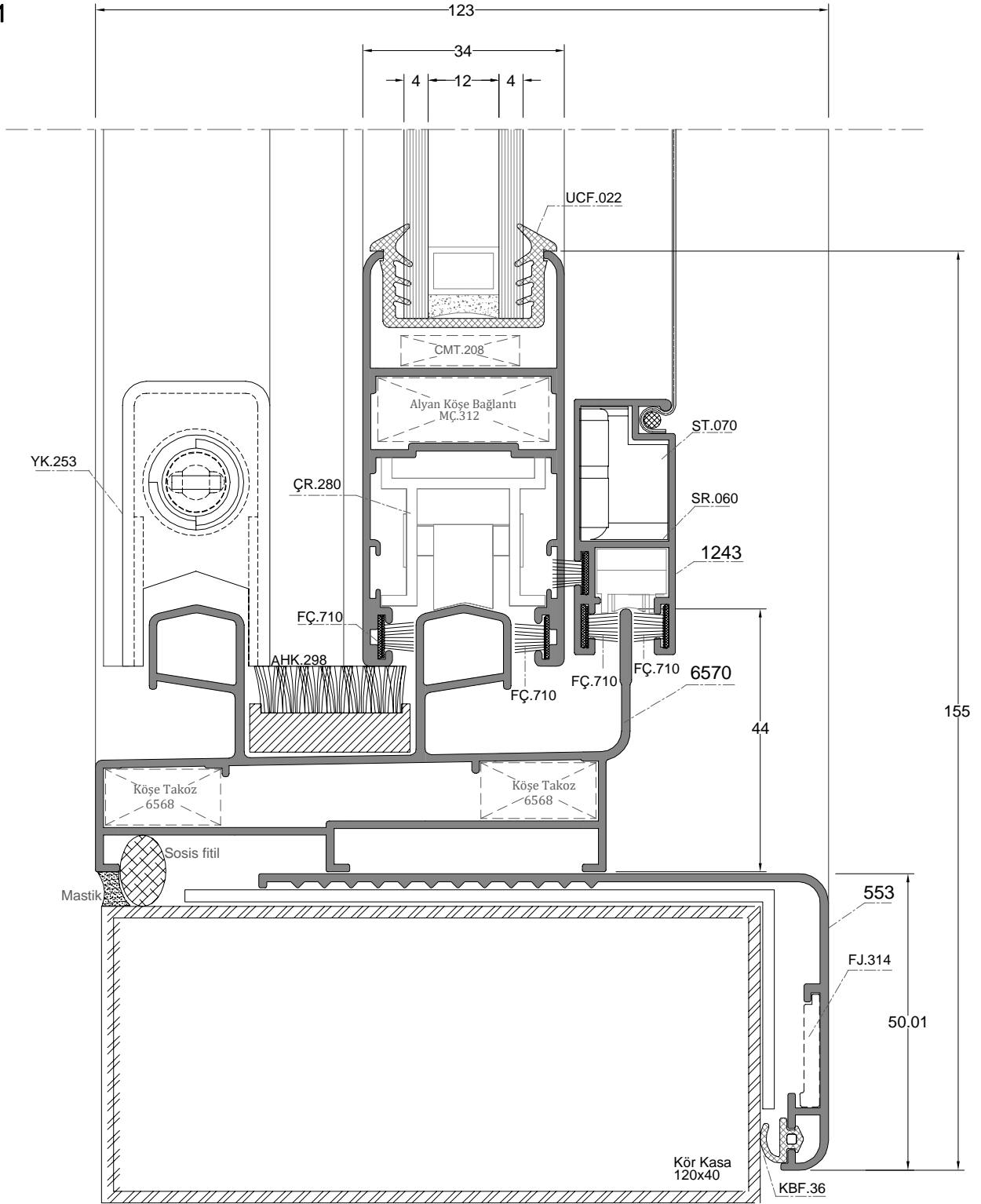
D-9



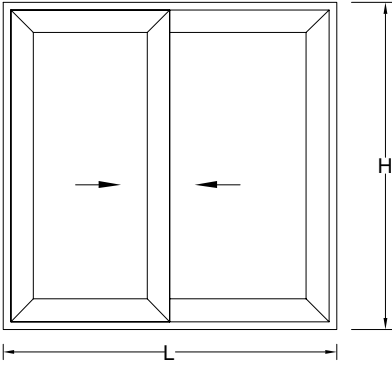
D-10



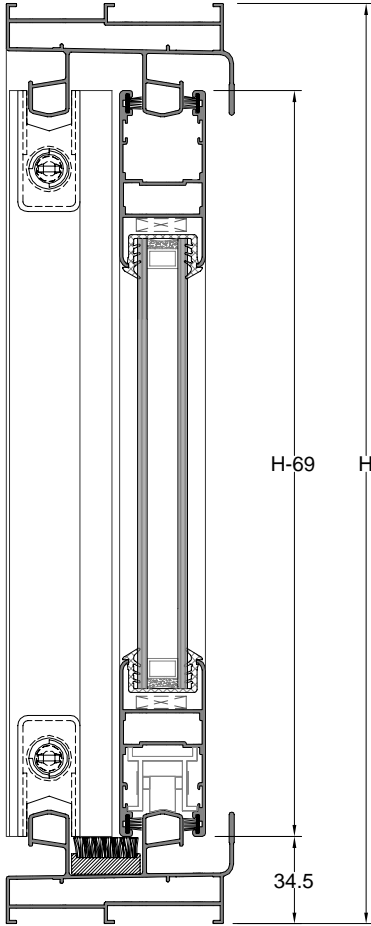
11



D-11

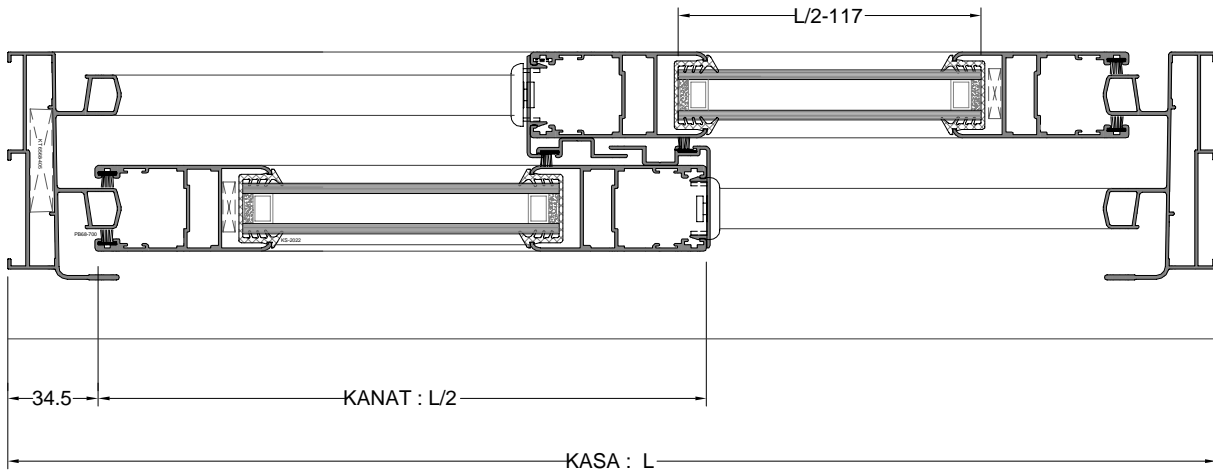


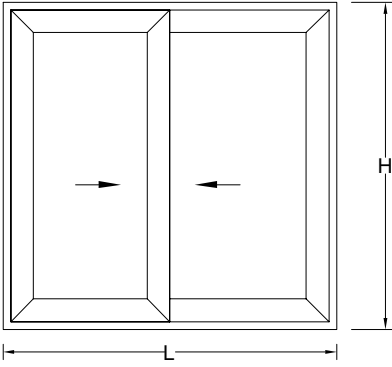
PROFİL KODU	ŞEKİL	MİKTAR	TANIMI	KESİM ŞEKLİ	KESİM ÖLÇÜSÜ
6570		2 ad	Yatay Kasa Profili		L
		2 ad	Düsey Kasa Profili		H
3644		2 ad	Yatay Kanat Profili		L/2
		2 ad	Düsey Kanat Profili		H-69
3645		2 ad	Kenet Profili		H-69



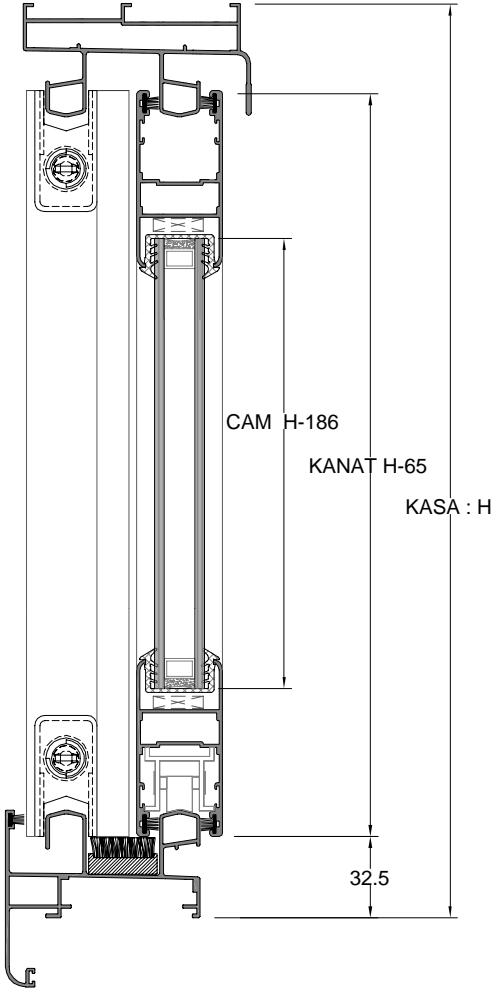
AKS. KODU	ŞEKİL	MİKTAR	TANIMI
6568		8 ad	Kasa Köşe takoz
MÇ-312		4 ad	Kanat Köşe takoz
AHK-298		1 ad	Alt hava Kesici
ÜHK-294		1 ad	Üst Hava Kesici
CMT-208		2ad	Cam Takozu
HK-100		2ad	Sürme Havuzlu kol
HKD-150		1 ad	Sürme Havuzlu kol dili (sağ)
HKD-151		1 ad	Sürme Havuzlu kol dili (sol)
KT-200		2 ad	Kilit Karşılık
YK-253		4 ad	Kenet Yan Kapak
STP.295		4 ad	Stoper
TR-280		4 ad	Tekli Rulman

AKS. KODU	ŞEKİL	MİKTAR	TANIMI
UCF-022		8 ad	Cam U fitil
FÇ-710		16 ad	Fırça Fitil





PROFİL KODU	ŞEKİL	MİKTAR	TANIMI	KESİM ŞEKLİ	KESİM ÖLÇÜSÜ
5590		2 ad	Yatay Kasa Profili		L
		2 ad	Düsey Kasa Profili		H
3644		2 ad	Yatay Kanat Profili		L/2
		2 ad	Düsey Kanat Profili		H-65
3645		2 ad	Kenet Profili		H-65



AKS. KODU	ŞEKİL	MİKTAR	TANIMI
598		4 ad	Kasa Köşe takoz
5596-5595		4 ad	Kasa Köşe takoz
MÇ-312		4 ad	Kanat Köşe takoz
AHK-298		1 ad	Alt hava Kesici
ÜHK-294		1 ad	Üst Hava Kesici
CMT-208		2ad	Cam Takozu
HK-100		2ad	Sürme Havuzlu kol
HKD-150		1 ad	Sürme Havuzlu kol dili (sağ)
HKD-151		1 ad	Sürme Havuzlu kol dili (sol)
KT-200		2 ad	Kilit Karşılık
YK-253		4 ad	Kenet Yan Kapak
SP-295		4 ad	Stoper
TR-280		4 ad	Tekli Rulman

AKS. KODU	ŞEKİL	MİKTAR	TANIMI
UCF-022		8 AD	Cam U fitil
FÇ-710		16 AD	Fırça Fital
FÇ-706		16 AD	Fırça Fital

