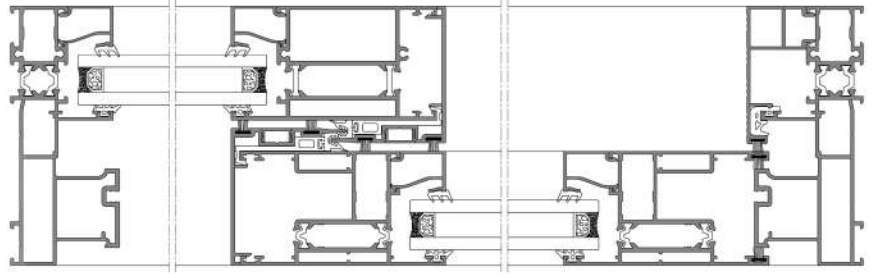


Sürme Sistem
Sliding System



HS55T

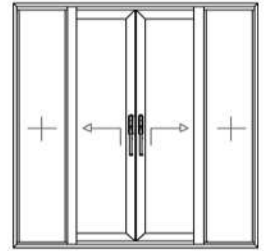
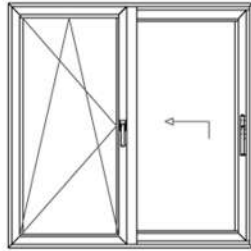
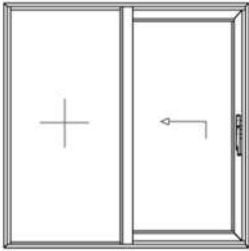
MONORAIL SYSTEM

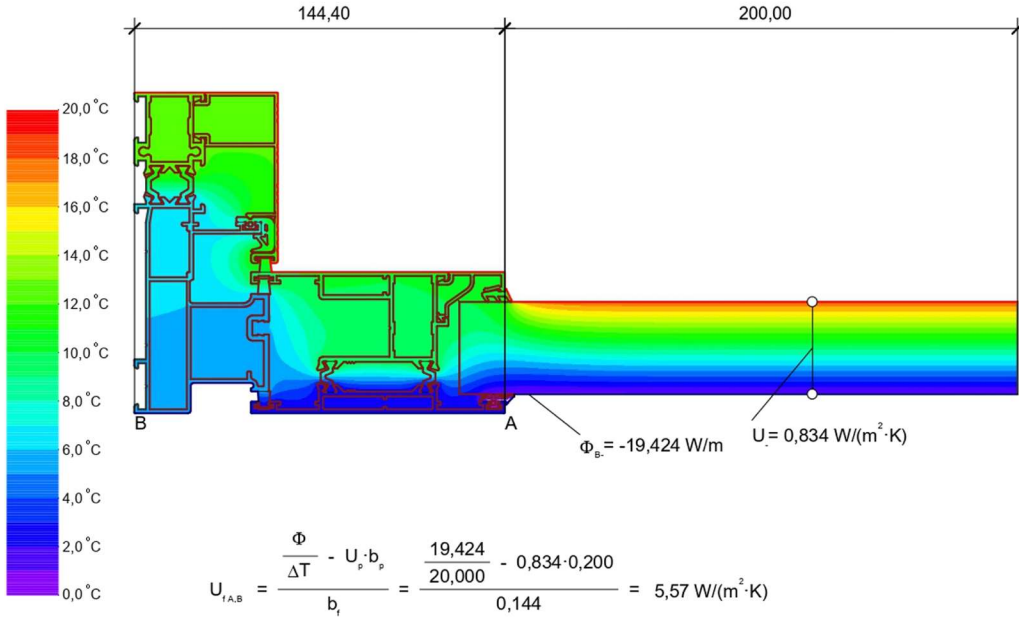


TEKNİK ÖZELLİKLER / TECHNICAL PROPERTIES

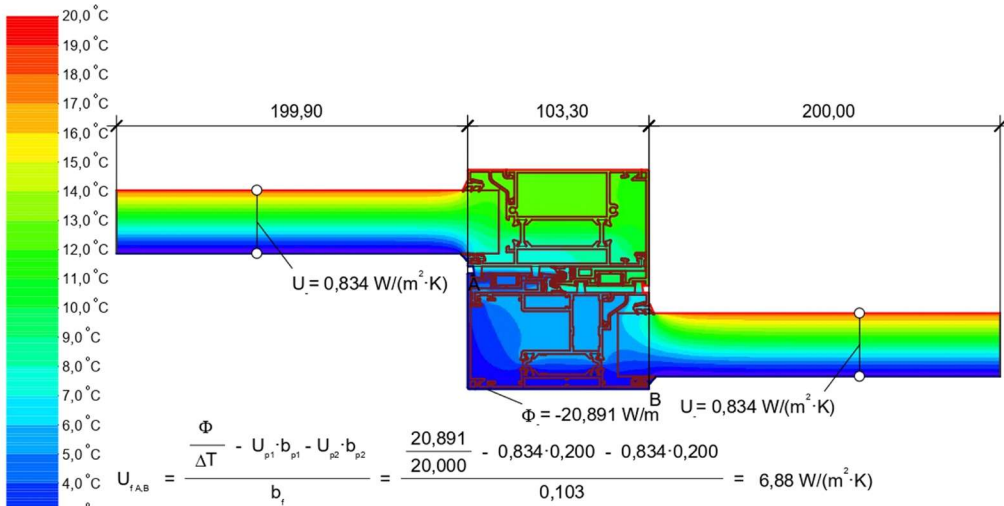
KASA DERİNLİĞİ / FRAME DEPTH	125 mm
KANAT DERİNLİĞİ / SASH DEPTH	55 mm
ET KALINLIĞI / WALL THICKNESS	1,5 mm - 1,7 mm
MAKS. CAM KALINLIĞI / MAX. GLASS THICKNESS	24 mm
ISI BARIYER / THERMAL BREAK	12 mm - 15 mm
ISI YALITIM DEĞERİ / THERMAL INSULATION VALUE (UF)	6,88 - 5,57 - 3,23 W/(m².K)

UYGULAMA SEÇENEKLERİ / APPLICATION OPTIONS

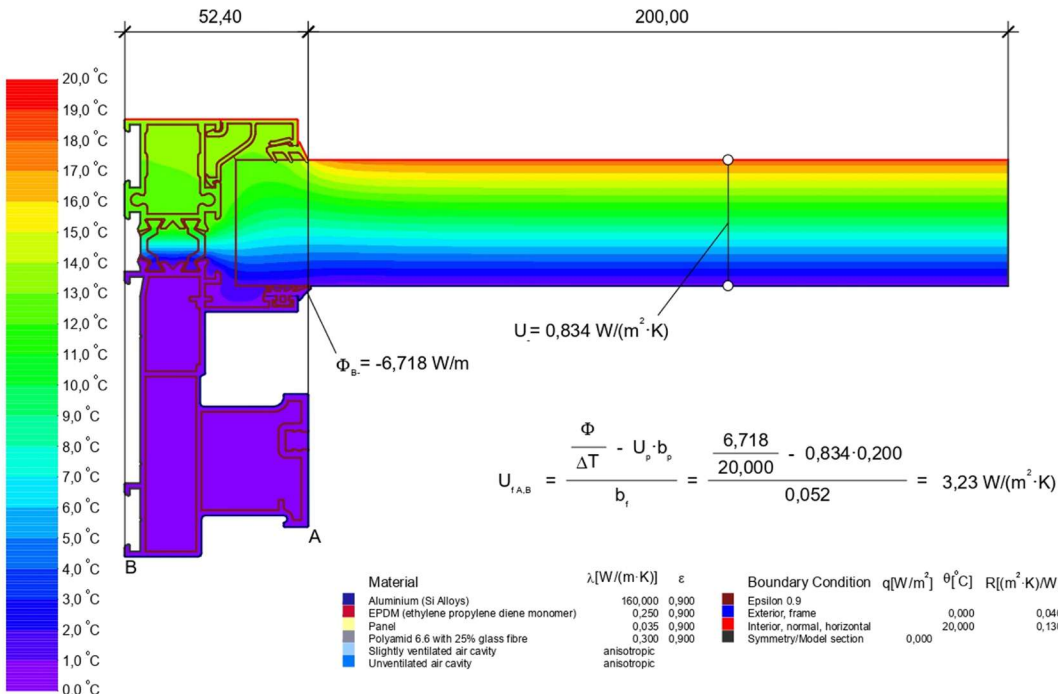




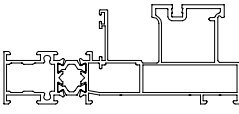
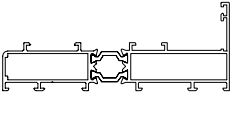
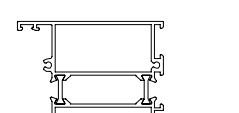
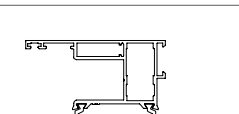
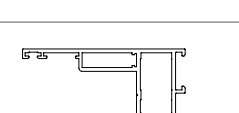
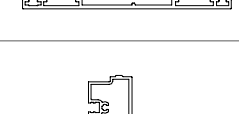
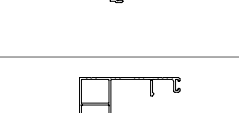
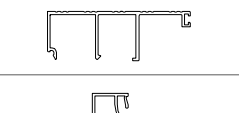
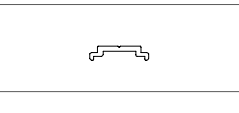

Material	λ [W/(m·K)]	ϵ	Boundary Condition	q [W/m ²]	θ [°C]	R [(m ² ·K)/W]	ϵ
Aluminium (Si Alloys)	160,000	0,900	Epsilon 0.9				0,900
EPDM (ethylene propylene diene monomer)	0,250	0,900	Exterior, frame		0,000	0,040	
Panel	0,035	0,900	Interior, normal, horizontal		20,000	0,130	
Polyamid 6.6 with 25% glass fibre	0,300	0,900	Symmetry/Model section		0,000		
Unventilated air cavity		anisotropic					



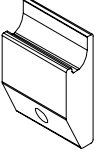
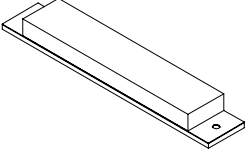
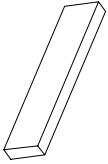
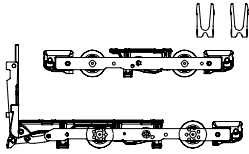
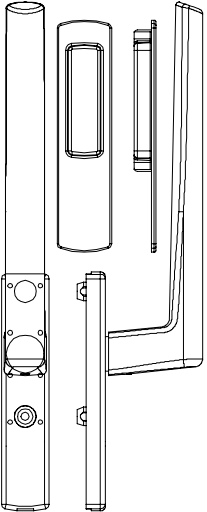
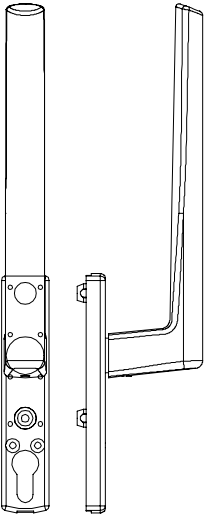
Material	λ [W/(m·K)]	ϵ	Boundary Condition	q [W/m ²]	θ [°C]	R [(m ² ·K)/W]	ϵ
Aluminium (Si Alloys)	160,000	0,900	Epsilon 0.9				0,900
EPDM (ethylene propylene diene monomer)	0,250	0,900	Exterior, frame		0,000	0,040	
PVC (polyvinylchloride), rigid	0,170	0,900	Interior, normal, horizontal		20,000	0,130	
Panel	0,035	0,900	Symmetry/Model section		0,000		
Polyamid 6.6 with 25% glass fibre	0,300	0,900					
Unventilated air cavity		anisotropic					



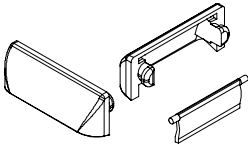
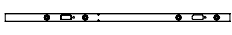
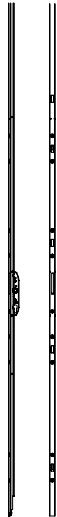
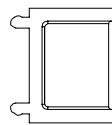
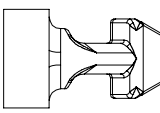
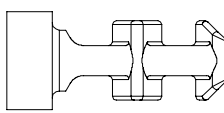
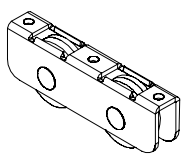
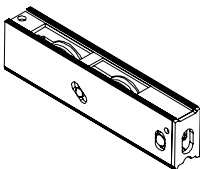
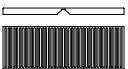

Material	λ [W/(m·K)]	ϵ	Boundary Condition	q [W/m ²]	θ [°C]	R [(m ² ·K)/W]	ϵ
Aluminium (Si Alloys)	160,000	0,900	Epsilon 0.9				0,900
EPDM (ethylene propylene diene monomer)	0,250	0,900	Exterior, frame		0,000	0,040	
Panel	0,035	0,900	Interior, normal, horizontal		20,000	0,130	
Polyamid 6.6 with 25% glass fibre	0,300	0,900	Symmetry/Model section		0,000		
Slightly ventilated air cavity		anisotropic					
Unventilated air cavity		anisotropic					

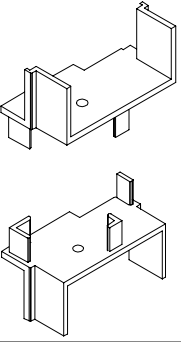
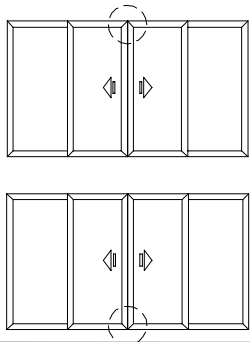
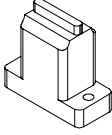

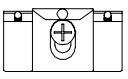
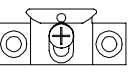
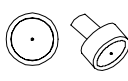
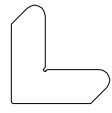
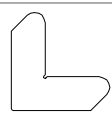


PROF L KES T PROFILE SECTION	PROF L KODU PROFILE CODE	PROF L ADI PROFILE NAME	Jx cm ⁴	Jy cm ⁴	A IRLIK (kg/m) WEIGHT
	1700-12650	SAB TL KASA PROF L FIXING FRAME PROFILE	22,81 cm ⁴	128,03 cm ⁴	2,495 kg/mt
	6004-6005	SAB TE GEÇ PROF L FRAME PROFILE	-	-	1,845 kg/mt
	6012-6013	ORTA KAYIT PROF L MULLION PROFILE	52,78 cm ⁴	29,56 cm ⁴	2,127 kg/mt
	6008-6009	KANAT PROF L SASH PROFILE	38,18 cm ⁴	31,30 cm ⁴	2,085 kg/mt
	6010-6011	KANAT PROF L SASH PROFILE	39,92 cm ⁴	34,10 cm ⁴	2,222 kg/mt
	6014-6015	ADAPTÖR PROF L ADAPTER PROFILE	-	-	0,866 kg/mt
	12649	ÇITA PROF L BEAD PROFILE	-	-	0,559 kg/m
	6022	ÇITA PROF L BEAD PROFILE	-	-	0,688 kg/mt
	1699	CAM ÇITASI GLAZING BEAD	-	-	0,285 kg/mt
	8241	T J PROF L STEM BAR PROFILE	-	-	0,099 kg/mt

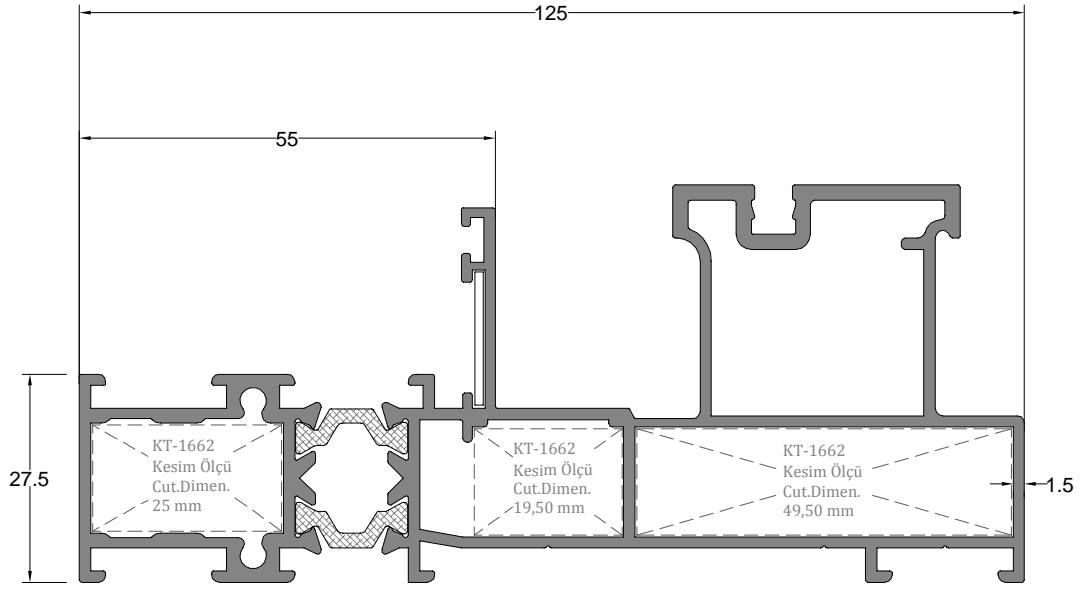
AKSESUAR ACCESSORY	STOK KODU REFERENCE CODE	AKSESUAR ADI DESCRIPTION	AKSESUAR KODU PRODUCT CODE	PAKET PACK
	03 010612	KASA RAPT YE F T L FRAME RAIL GASKET	HS55T-KRF.10	320 mt / paket 10 kg
	03 010503	DI CAM F T L OUTER GLAZING GASKET	HS55T-DCF.30	210 mt / paket 10 kg
	03 011230	Ç CAM F T L INNER GLAZING GASKET	HS55T- CF.30	330 mt / paket 10 kg
	03 011231	Ç CAM F T L INNER GLAZING GASKET	HS55T- CF.40	205 mt / paket 10 kg
	03 010620	KULAK B N F T L OVERLAPPING GASKET	HS55T-KBF.50	220 mt / paket 10 kg
	03 015554	KENET YALITIM F T L INTERLOCKING INSULATION GASKET	HS55T-KYF.02	155 mt / paket 10 kg
	03 015732	SIZDIRMAZLIK F T L SEALING GASKET	HS55T-KAF.35	
	03 010609	KAPAK ÜSTÜ F T L TOP COVER GASKET	HS55T-KF.20	135 mt / paket 10 kg/mt
	01 300120	KENET YALITIM PLAST INTERLOCKING INSULATION GASKET	HS55T-KYP.01	3 mt. / 1 Boy
	03 011035	ORTA B N F T L MIDDLE GASKET	HS55T-OBF.55	54 mt / paket 10 kg/mt
	01 300106	HS55 STOPER HS55 STOPPER	HS55T-STP.106	100 ad / paket
	01 300105	HS55 STOPER SIEGENIA AUBI HS55 STOPER SIEGENIA AUBI	HS55T-SSA.05	1 ad / paket
	01 300113	HS 55 STOPER ECO HS55 STOPER ECO	HS55T-STP.113	1 ad. / paket
	04 010220	HS55 PASLANMAZ ÇEL K SÜRME RAY STAINLESS STEEL SLIDING RAIL	HS55T-PÇR.220	6 mt / 1 Boy
	01 300102	PVC KENET ALT VE ÜST KAPAK PVC INTERLOCKING BOTTOM AND TOP COVER	HS55T-KKT.02	4 ad / paket

AKSESUAR ACCESSORY	STOK KODU REFERENCE CODE	AKSESUAR ADI DESCRIPTION	AKSESUAR KODU PRODUCT CODE	PAKET PACK
	01 300107	HS55 SEV YE AYARLAMA PARÇASI SPACER LEVEL ADJUSTING TOOL SPACER	HS55T-SPC.107	100 ad / paket
	01 300103	HS55 SIZDIRMAZLIK ÜST SÜNGER SEALING SPONGE TOP 23x28x100 mm	HS55T-ÜHK.103	1 ad / paket
	01 300108	HS55 SIZDIRMAZLIK ALT SÜNGER SEALING SPONGE BOTTOM 23x28x100 mm	HS55T-AHK.108	1 ad / paket
	01 300250	HS300 ARABA TAKIMI HS300 ROLLER SET	HS55T-AT.250	1 ad / paket
	01 300246	HS KOL (BAREL DEL KS Z) BEYAZ HS HANDLE (BULT IN CYLINDER) WHITE	HS55T-HK.246	1 ad / paket
	01 300259	HS KOL (BAREL DEL KS Z) S YAH HS HANDLE (BULT IN CYLINDER) BLACK	HS55T-HK.259	1 ad / paket
	01 300248	HS KOL (BAREL DEL KS Z) GÜMÜ HS HANDLE (BULT IN CYLINDER) SILVER	HS55T-HK.248	1 ad / paket
	01 300253	HS KOL BAREL DEL KL (Ç-Dİ) HS HANDLE(VITH CYLINDER)	HS55T-HK.253	1 ad / paket

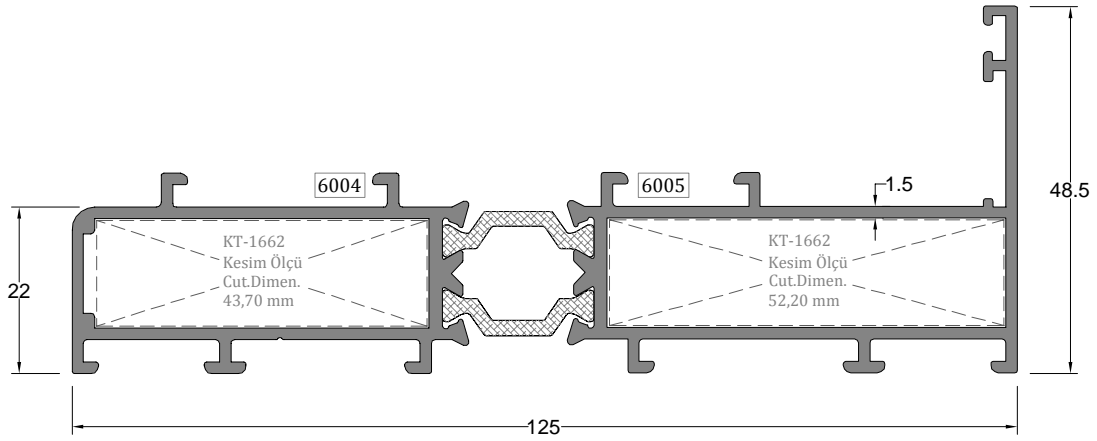
AKSESUAR ACCESSORY	STOK KODU REFERENCE CODE	AKSESUAR ADI DESCRIPTION	AKSESUAR KODU PRODUCT CODE	PAKET PACK
	01 020702	FORZA EKSENEL PENCERE KOL (BEYAZ) FORZA AXIAL WINDOW HANDLE (WHITEL)	HS55T-FPK.702	1 pk /20 ad
	01 020703	FORZA EKSENEL PENCERE KOL (RENKL) FORZA AXIAL WINDOW HANDLE (COLORED)	HS55T-FPK.703	1 pk /20 ad
	01 020803	FORZA EKSENEL PENCERE KOL (NATURAL) FORZA AXIAL WINDOW HANDLE (NATURAL)	HS55T-FPK.803	1 pk /20 ad
	01 020810	FORZA EKSENEL KOL YEN (NATURAL) FORZA NEW AXIAL HANDLE (NATURAL)	HS55T-EK.810	1 pk ./50 ad
	01 020811	FORZA EKSENEL KOL YEN (BEYAZ) FORZA NEW AXIAL HANDLE (WHITE)	HS55T-EK.811	1 pk ./50 ad
	01 020812	FORZA EKSENEL KOL YEN (RENKL) FORZA NEW AXIAL HANDLE (COLORED)	HS55T-EK.812	1 pk ./50 ad
	01 040902	FORZA KAPI KOLU(BEYAZ) FORZA DOOR HANDLE(WHITE)	HS55T-FK.902	1 pk ./10 ad
	01 040903	FORZA KAPI KOLU(RENKL) FORZA DOOR HANDLE(COLOURED)	HS55T-FK.903	1 pk ./10 ad
	01 040904	FORZA KAPI KOLU(NATUREL) FORZA DOOR HANDLE(NATURAL)	HS55T-FK.904	1 pk ./10 ad
	01 010901	S STEM PENCERE MENTE E (ELOKSALLI) SYSTEM WINDOW HINGE (ANODIZED)	HS55T-PM.901	1 pk /10 ad
	01 010902	S STEM PENCERE MENTE E (BEYAZ) SYSTEM WINDOW HINGE (WHITE)	HS55T-PM.902	1 pk /10 ad
	01 010903	S STEM PENCERE MENTE E (RENKL) SYSTEM WINDOW HINGE (COLORED)	HS55T-PM.903	1 pk /10 ad
	01 011101	S STEM PENCERE VE KAPI MENTE E (ELOKSALLI) SYSTEM WINDOW AND DOOR HINGE (ANODIZED)	HS55T-PKM.101	1 pk /10 ad
	01 011102	S STEM PENCERE VE KAPI MENTE E (BEYAZ) SYSTEM WINDOW AND DOOR HINGE (WHITE)	HS55T-PKM.102	1 pk /10 ad
	01 011103	S STEM PENCERE VE KAPI MENTE E (RENKL) SYSTEM WINDOW AND DOOR HINGE (COLORED)	HS55T-PKM.103	1 pk /10 ad
	01 011050	ÇE ve DI A AÇILIR B N L KAPI MENTE E (ELOKSALLI) INWARD AND OUTWARD OPENING HINGE (ANODIZED)	HS55T-KM.050	1 pk /1 ad
	01 011051	ÇE ve DI A AÇILIR B N L KAPI MENTE E (BEYAZ) INWARD AND OUTWARD OPENING HINGE (WHITE)	HS55T-KM.051	1 pk /1 ad
	01 011052	ÇE ve DI A AÇILIR B N L KAPI MENTE E (RENKL) INWARD AND OUTWARD OPENING HINGE (COLORED)	HS55T-KM.052	1 pk /1 ad
	06 130261	HS55 BAREL (30x10x65 mm) HS55 CYLINDER	HS55T-GB.261	1 ad / paket

AKSESUAR ACCESSORY	STOK KODU REFERENCE CODE	AKSESUAR ADI DESCRIPTION	AKSESUAR KODU PRODUCT CODE	PAKET PACK
	04 010112	SU TAHLIYE KAPAKI WATER DRAINAGE SLOT COVER	HS55T-TK.112	1 pk /100 ad
	01 300268	SPANYOLET UZAMA ESPAGNOLETTE EXTENSION	HS55T-UZ.268	1 pk /1 ad
	01 300271	D KEY SPANYOLET 1700 VERTICAL ESPAGNOLETTE	HS55T- SP.271	1 ad / 10 paket
	01 300254	D KEY SPANYOLET 2200 VERTICAL ESPAGNOLETTE	HS55T- SP.254	1 ad / 10 paket
	01 300273	D KEY SPANYOLET 2600 VERTICAL ESPAGNOLETTE	HS55T- SP.273	1 ad / 10 paket
	01 300258	SPANYOLET BESLEME 20 mm ESPAGNOLETTE ELEVATOR	HS55T-BES.258	1 pk / 1 ad
	01 300256	SPANYOLET KARILIK 4 mm ÜST TOP LOCK STRIKER	HS55T-ÜKK.256	1 pk / 1 ad
	01 300257	SPANYOLET KARILIK 20 mm ALT BOTTOM LOCK STRIKER	HS55T-AKK.257	1 pk / 1 ad
	01 300151	ÇFTL NORMAL SÜRME RULMAN SINGLE ROLLER	HS55T-ÇR.151	1 pk / ad
	01 300152	HS55 ALÜMİNYUM AYARLI ÇFTL RULMAN HS55 ALUMINUM ADJUSTABLE DOUBLE BEARING ROLLERS	HS55T-ALR.152	1 pk / 1 ad
	06 140210	CAM TAKOZU (5X28X80 mm) GLAZING WEDGE 5 mm	HS55T-CT.210	1 pk /1000 ad
	11 010302	4,2X19 mm YHB MATKAP UÇLU VİDA SCREW	HS55T-YHB.302	1 pk /1000 ad

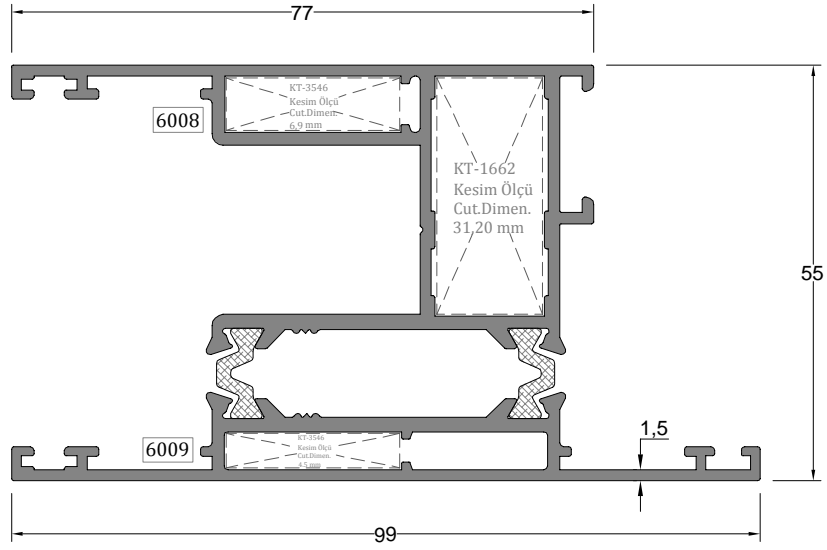
AKSESUAR ACCESSORY	STOK KODU REFERENCE CODE	AKSESUAR ADI DESCRIPTION	AKSESUAR KODU PRODUCT CODE		PAKET PACK
	01 300111	ADAPTÖR PLAST ÜST ADAPTER PLASTIC TOP	HS55T-ADK.111		1 pk / 1 takım
		ADAPTÖR PLAST ALT ADAPTER PLASTIC BOTTOM			
	01 300109	KANAT SABİTLEME TAKOZU SASH FIXING WEDGE	HS55T-KST.09		1 pk / 50 ad
	04 010111	TAHLİYE TAPASI (PLASTİK) PLASTIC DICHARGING PLUG	HS55T-STT.11		1 pk / 1000 ad
	01 120201	AYARLI SPANYOLET KARŞILIĞI (SETLİ) ESPAGNOLETTE (PINNED)	HS55T-TPK.201		1 pk / 100 ad
	01 120200	AYARLI SPANYOLET KARŞILIĞI (VİDALALI) ESPAGNOLETTE (SCREWED)	HS55T-TPK.200		1 pk / 100 ad
	01 120100	SPANYOLET P M ESPAGNOLETTE PIN	HS55T-TP.100		1 pk / 100 ad
	01 120212	KÖŞE GÖNYE CORNER BRACKET	HS55T-KG.178		1 pk / 500 ad
	01 300104	HS55 PASLANMAZ KÖŞE GÖNYE HS55 STAINLESS CORNER WEDGE	HS55T-KG.104		1 pk / 1 ad
	01 090956	FORZA ALM ÇİFT AÇILIM TİPİ MAKASLI (BEYAZ) TILT&TURN SET (WHITE)	HS55T-FÇA.956		1 pk / 1 ad
	01 090955	FORZA ALM ÇİFT AÇILIM TİPİ MAKASLI (NATÜREL) TILT&TURN SET (NATURAL)	HS55T-FÇA.955		1 pk / 1 ad
	01 090957	FORZA ALM ÇİFT AÇILIM TİPİ MAKASLI (RENKLİ) TILT&TURN SET (COLORED)	HS55T-FÇA.957		1 pk / 1 ad
	01 090951	FORZA ALM ÇİFT AÇILIM TİPİ II MAKASLI (BEYAZ) TILT&TURN SET (WHITE)	HS55T-FÇA.951		1 pk / 1 ad
	01 090950	FORZA ALM ÇİFT AÇILIM TİPİ II MAKASLI (NATÜREL) TILT&TURN SET (NATURAL)	HS55T-FÇA.950		1 pk / 1 ad
	01 090952	FORZA ALM ÇİFT AÇILIM TİPİ II MAKASLI (RENKLİ) TILT&TURN SET (COLORED)	HS55T-FÇA.952		1 pk / 1 ad
	01 090960	FORZA ALM ÇİFT AÇILIM ARKA KİLİTLEME DOUBLE OPENING LOCKING	HS55T-FÇA.960		1 pk / 1 ad



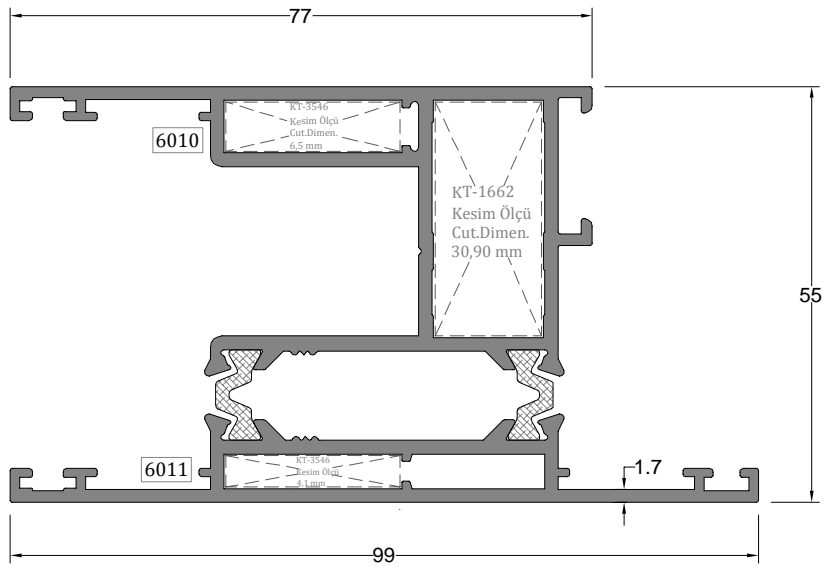
Tek Raylı Kasa Profili MONORAIL FRAME PROFILE	Profil Kodu Profile Code	(kg/mt) Weight	Jx cm ⁴	Jy cm ⁴
	1700-12650	2,495	22,81	128,03



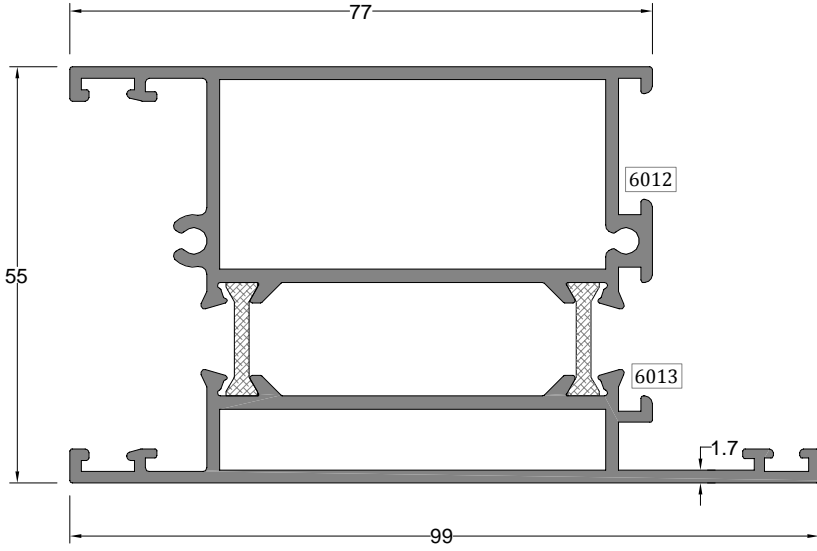
Sabit Kasa Profili FIXED FRAME PROFILE	Profil Kodu Profile Code	(kg/mt) Weight
	6004-6005	1,845



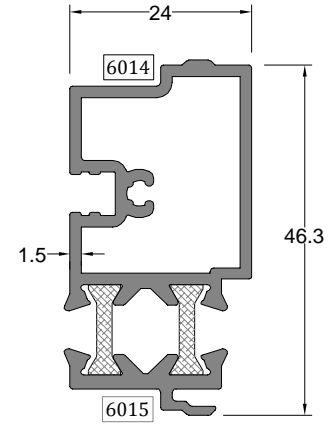
Kanat Profili	Profil Kodu	(kg/mt)	Jx cm ⁴	Jy cm ⁴
SASH PROFILE	6008-6009	2,085	38,18	31,30



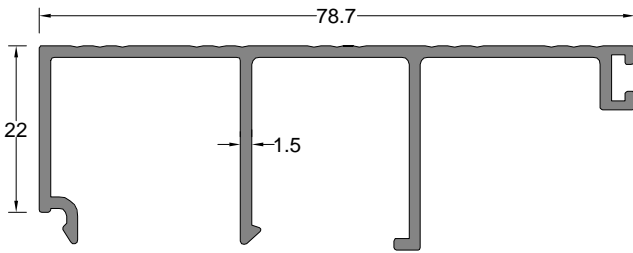
Kanat Profili	Profil Kodu	(kg/mt)	Jx cm ⁴	Jy cm ⁴
SASH PROFILE	6010-6011	2,222	39,92	34,10



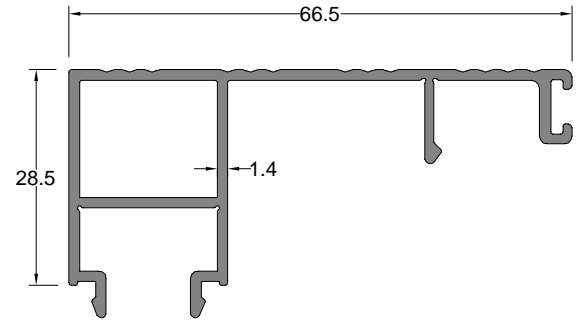
Orta Kayıt Profili MULLION PROFILE	Profil Kodu Profile Code	(kg/mt) Weight	Jx cm ⁴	Jy cm ⁴
	6012-6013	2,127	52,78	29,56



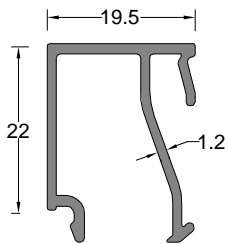
Adaptör Profili ADAPTER PROFILE	Profil Kodu Profile Code	(kg/mt) Weight
	6014-6015	0,866



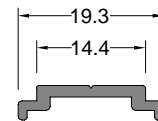
Çıta Profili BEAD PROFILE	Profil Kodu Profile Code	(kg/mt) Weight
	6022	0,688



Çıta Profili BEAD PROFILE	Profil Kodu Profile Code	(kg/mt) Weight
	12649	0,559

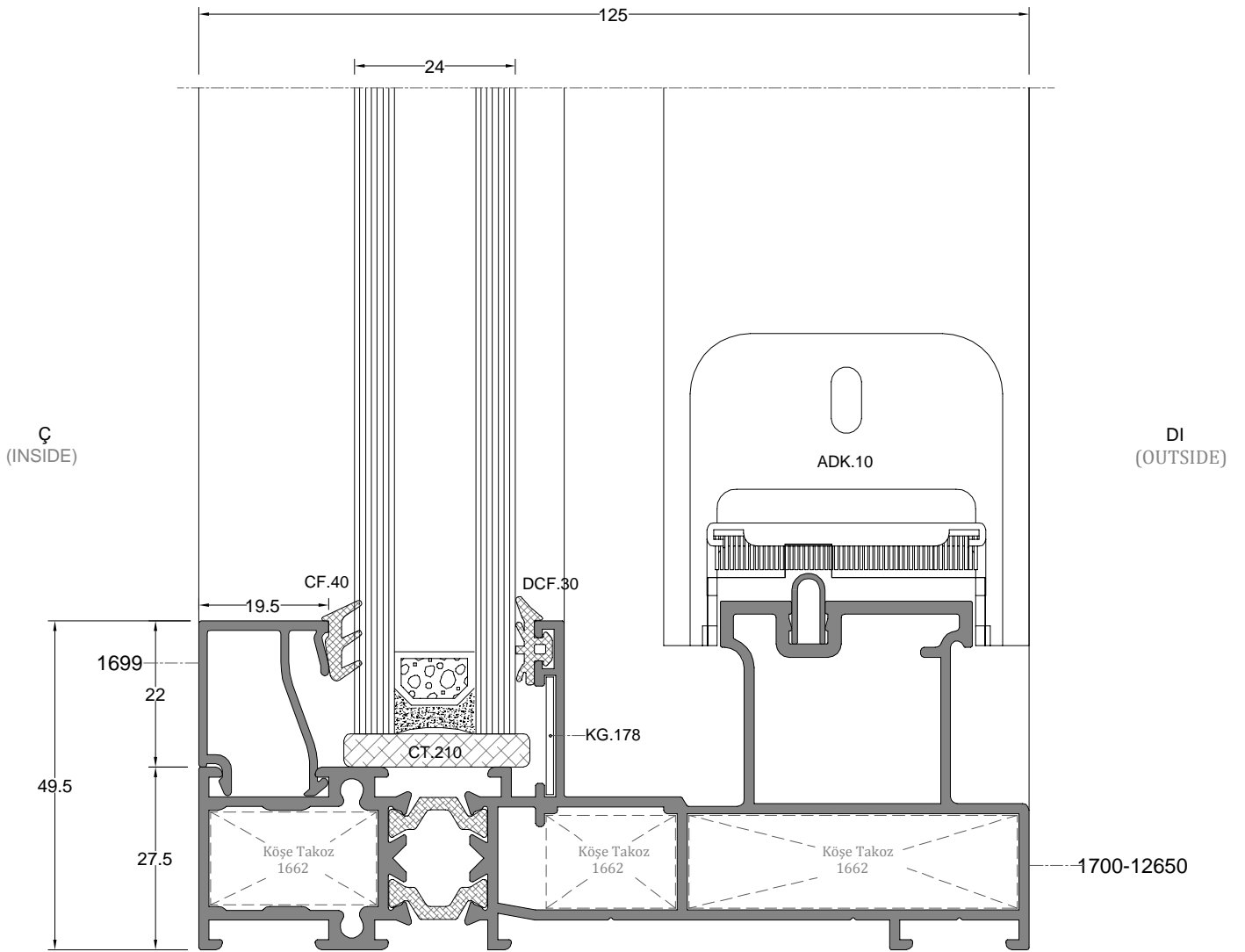
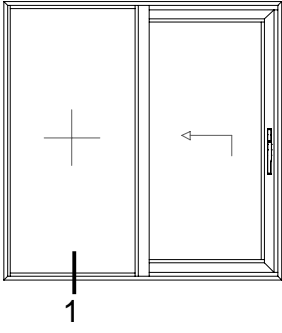


Cam Çıtası GLAZING BEAD	Profil Kodu Profile Code	(kg/mt) Weight
	1699	0,285

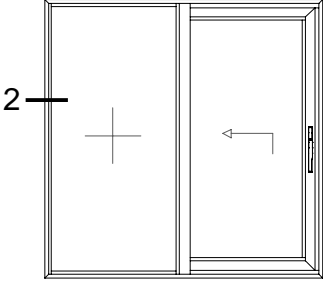


Tij Profili STEM BAR PROFILE	Profil Kodu Profile Code	(kg/mt) Weight
	8241	0,099

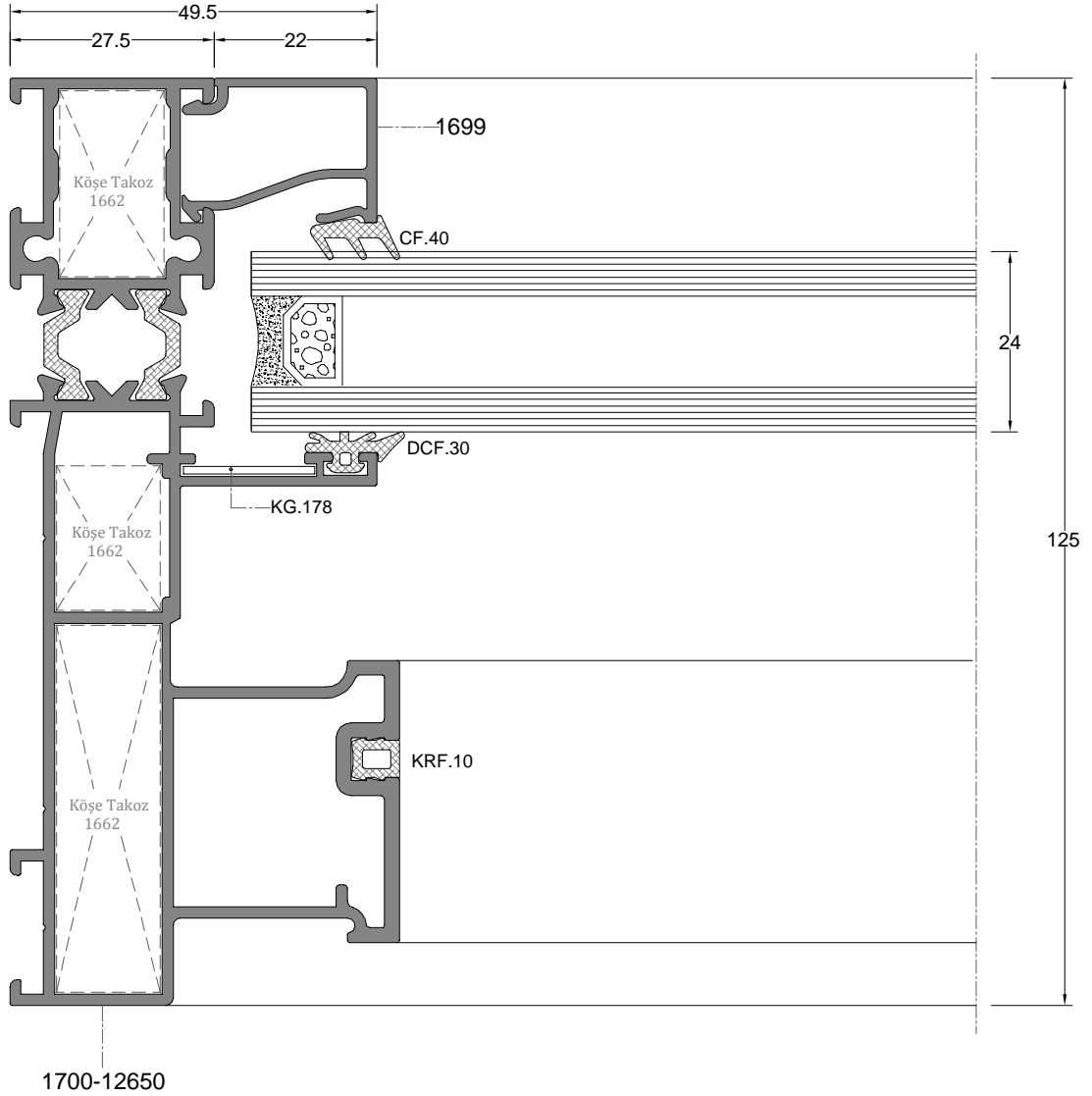
** Her profil için minimum sipari 300 kg'dır.
** Minimum order quantity is 300 kg per profile.



D-1

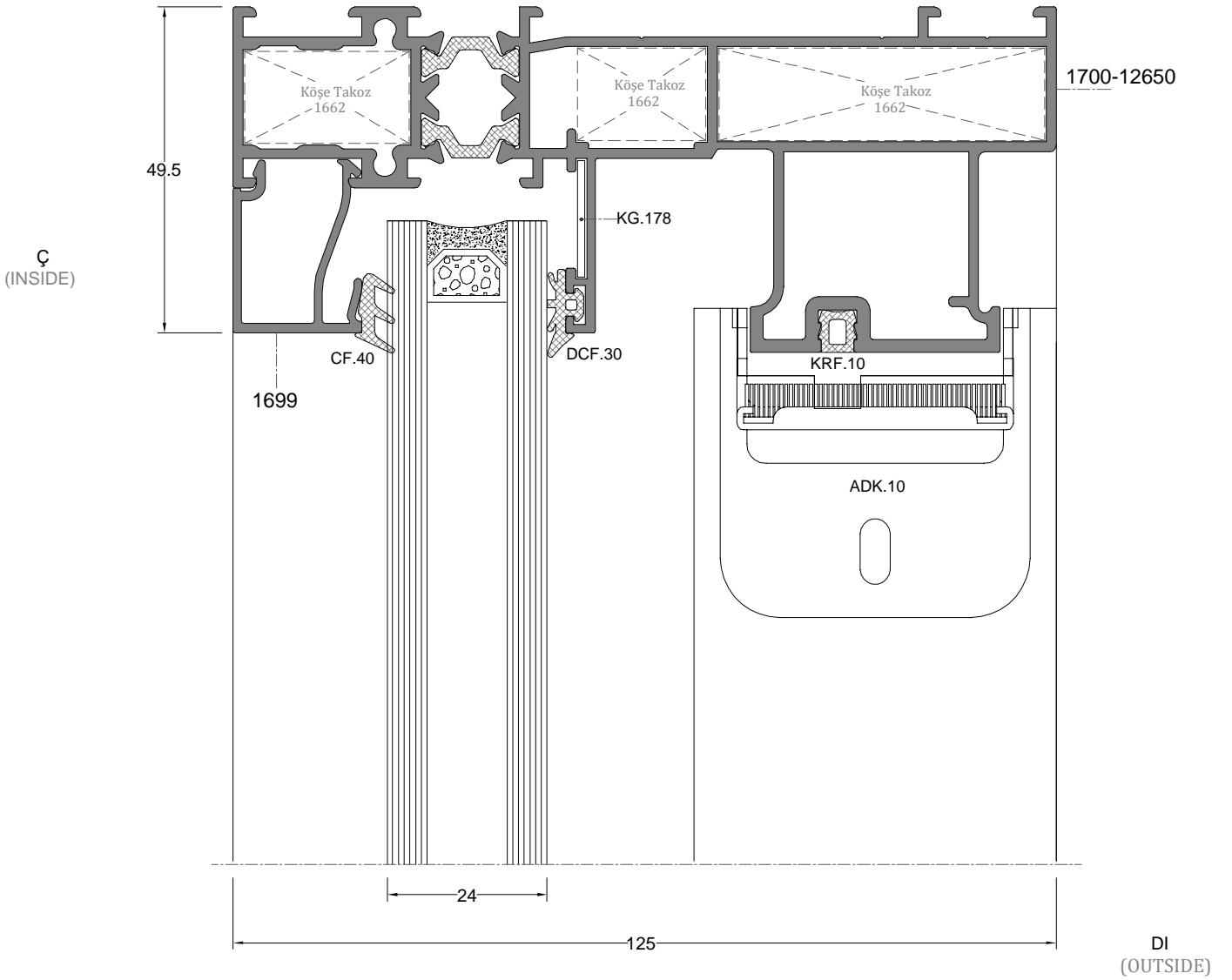
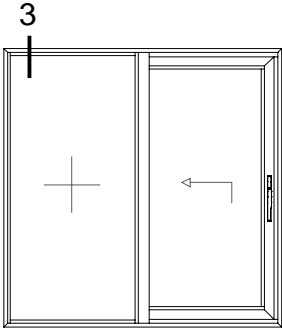


Ç
(INSIDE)

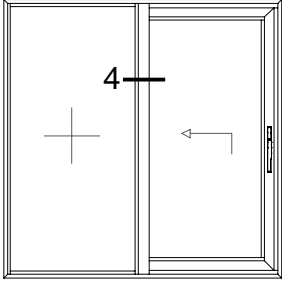


D1
(OUTSIDE)

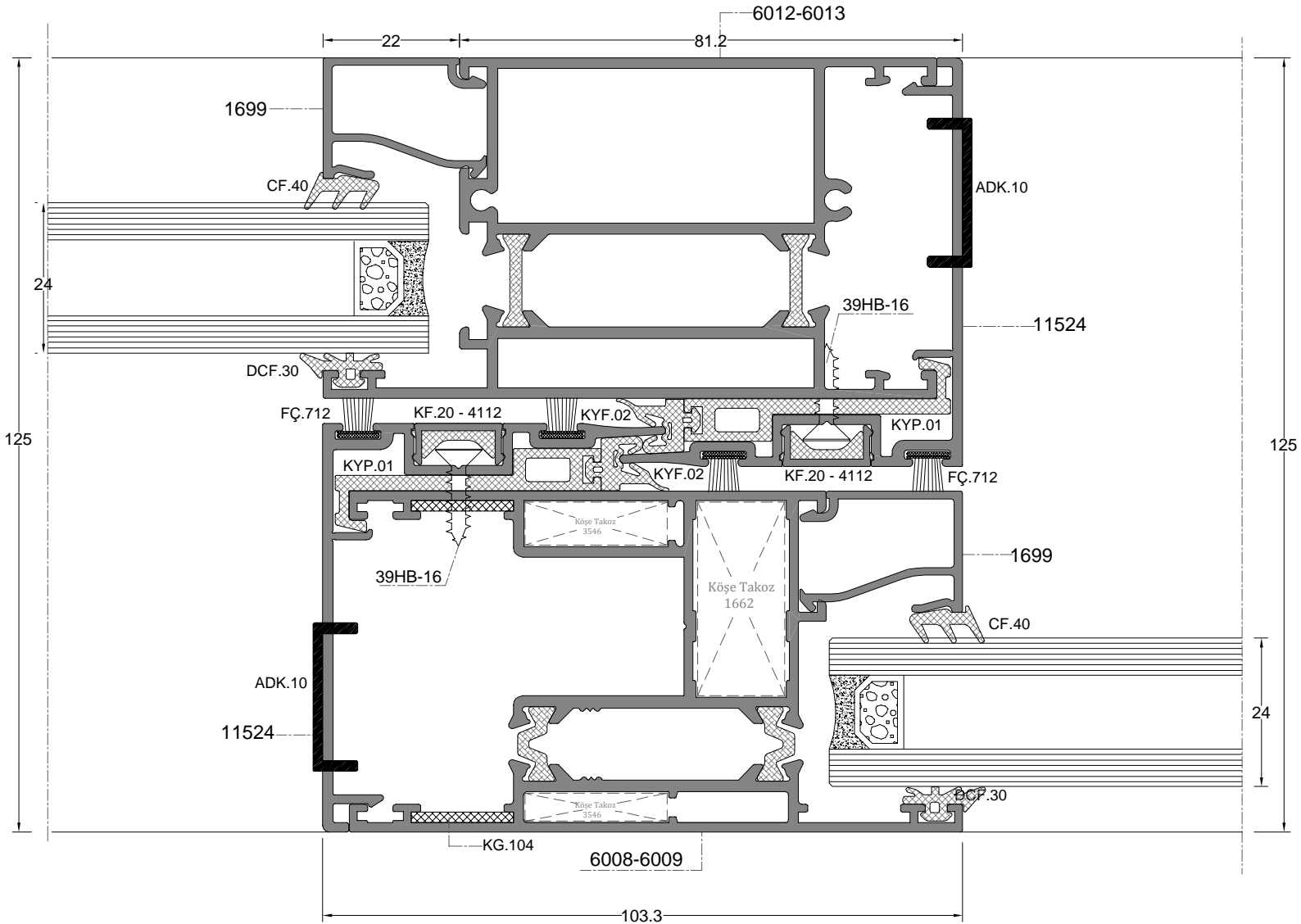
D-2



D-3

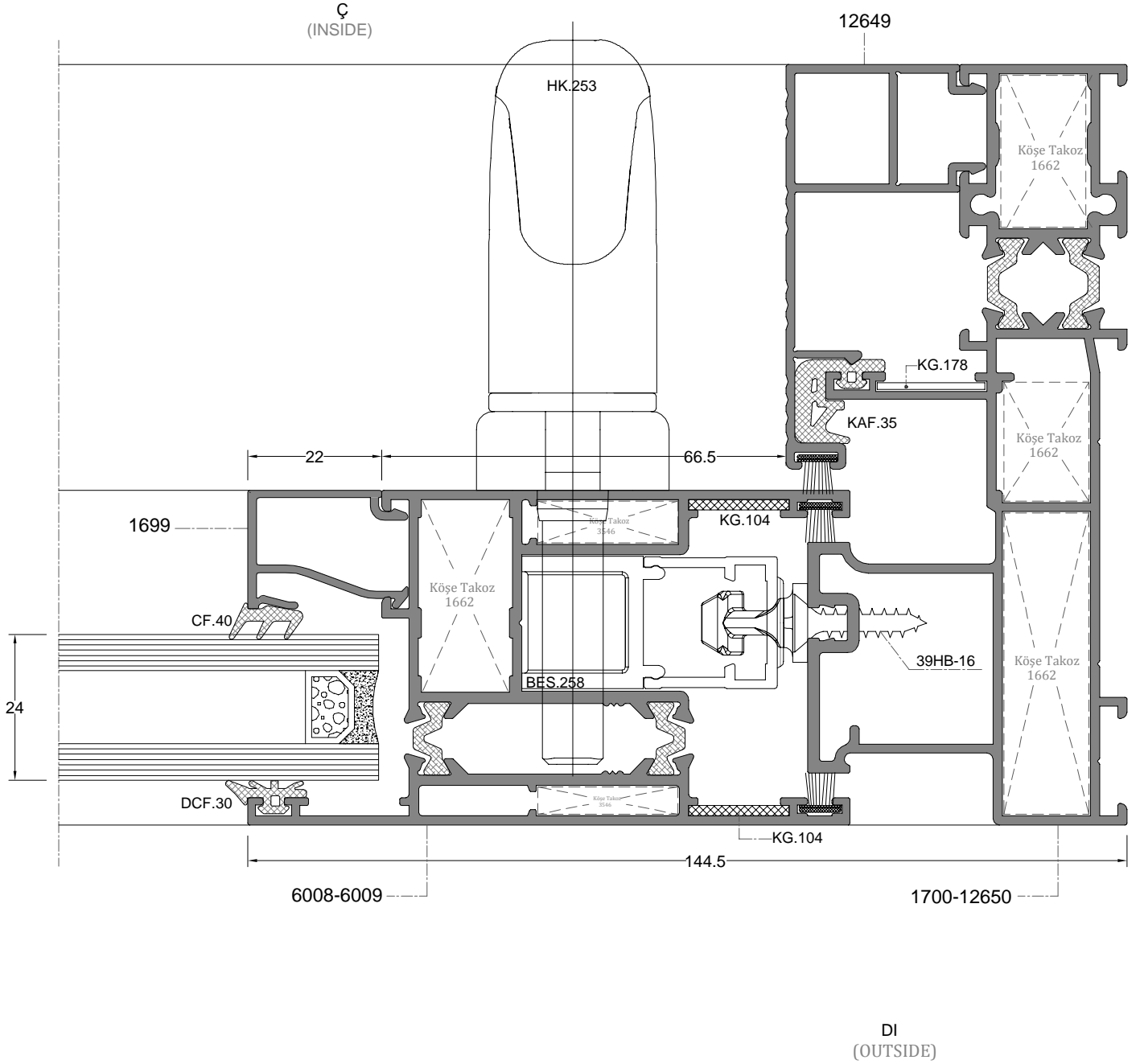
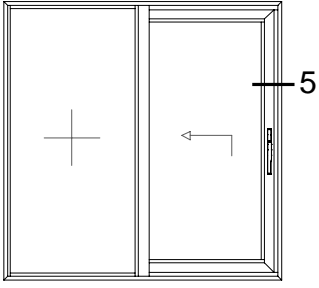


Ç
(INSIDE)



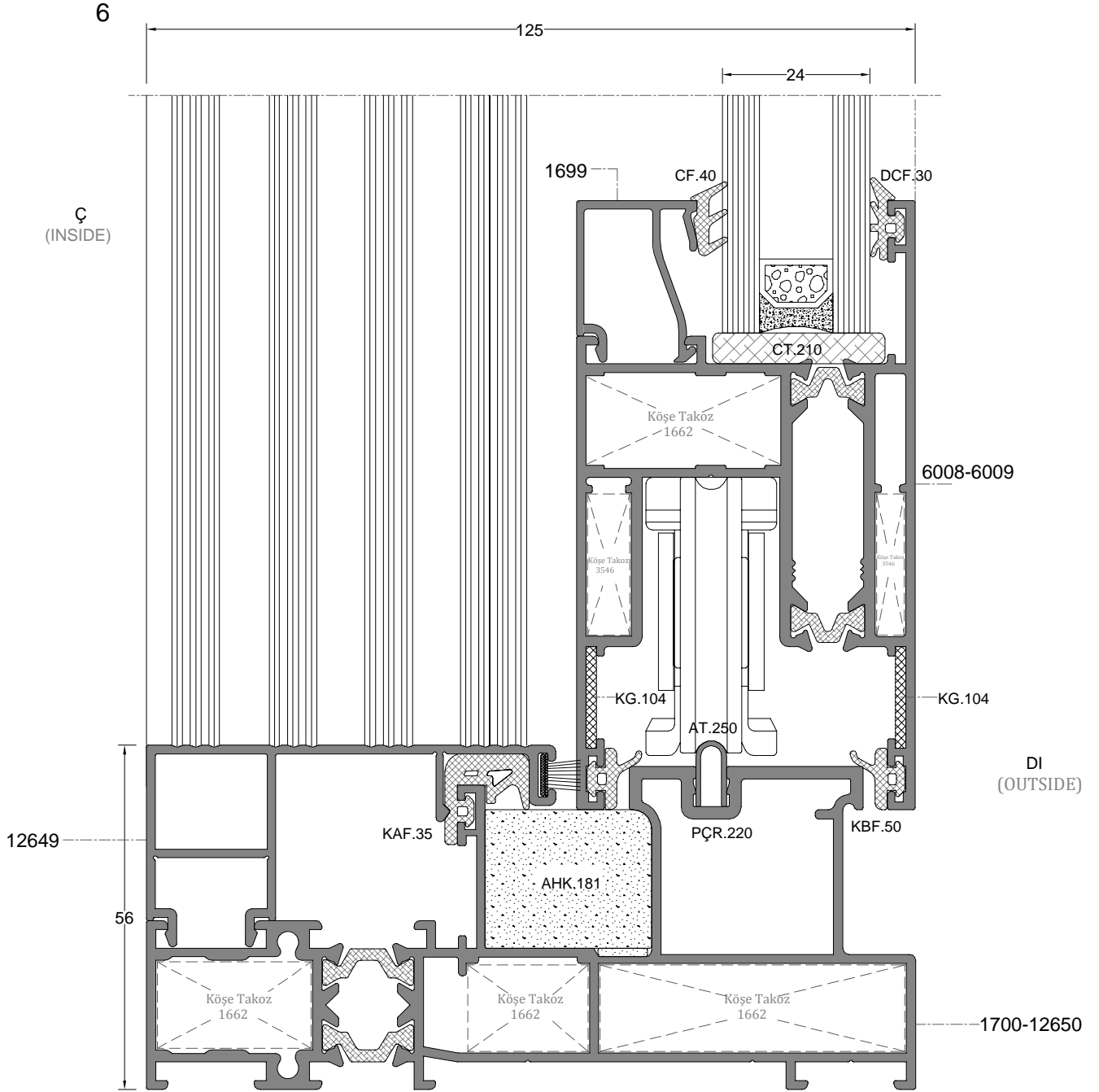
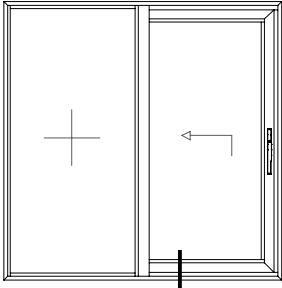
Dİ
(OUTSIDE)

D-4



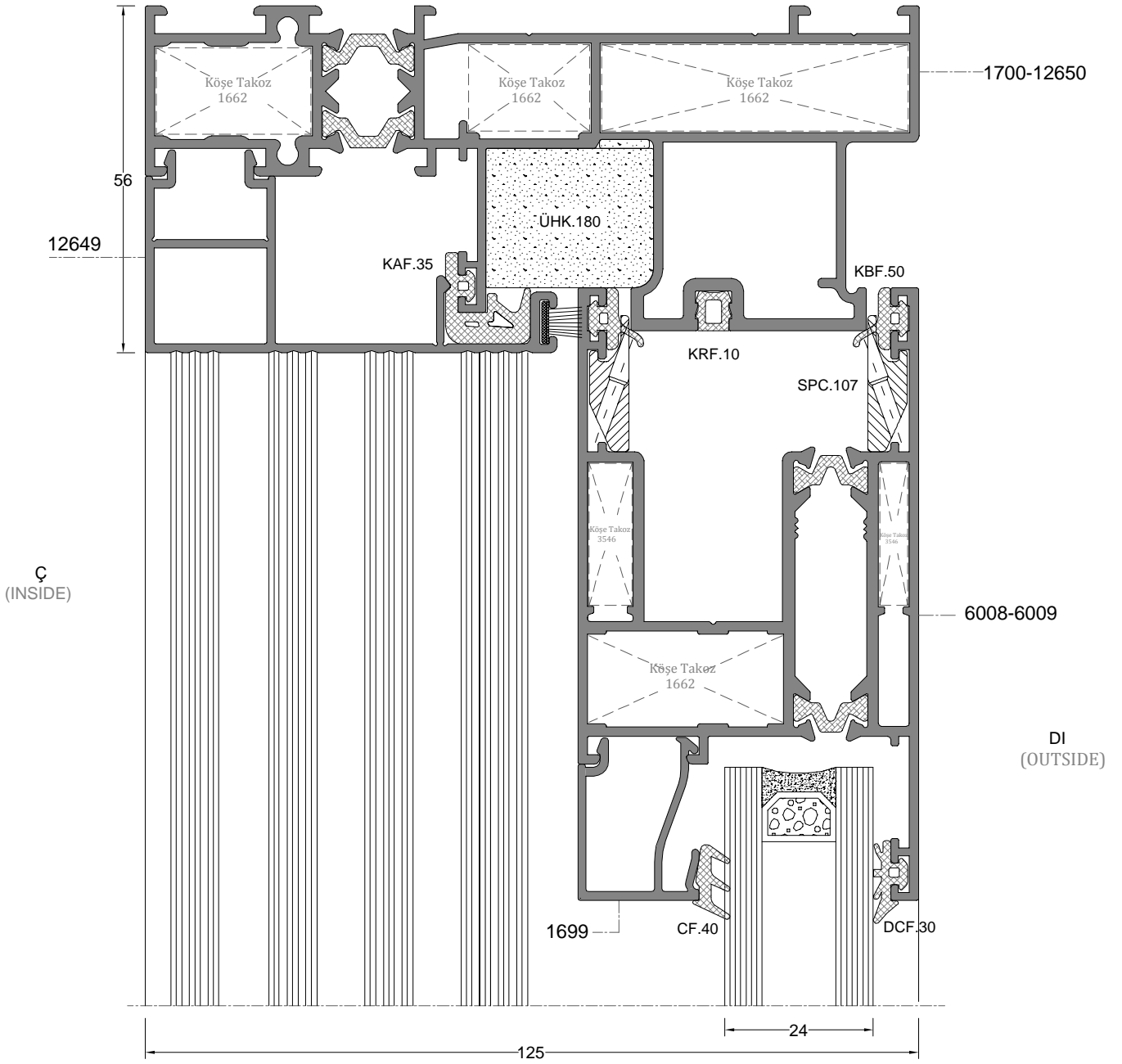
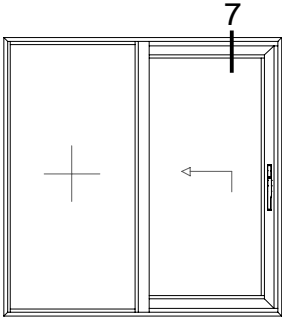
D-5

** Her profil için minimum sipari 300 kg'dır.
** Minimum order quantity is 300 kg per profile.



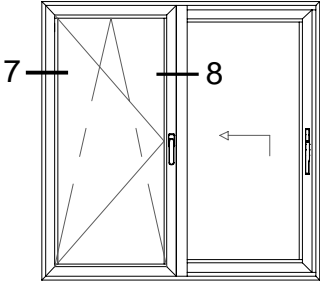
D-6

** Her profil için minimum sipari 300 kg'dır.
** Minimum order quantity is 300 kg per profile.

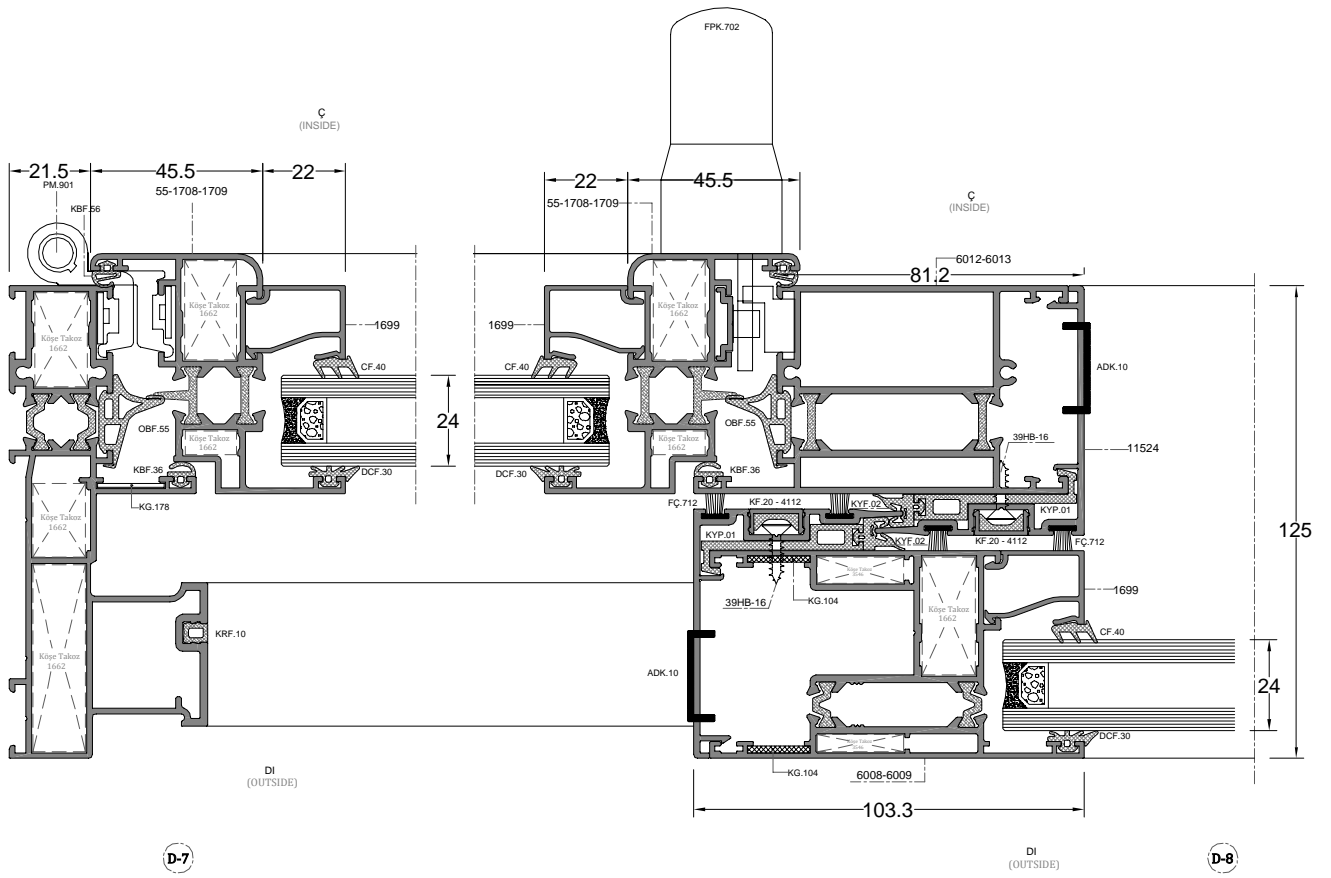


D-7

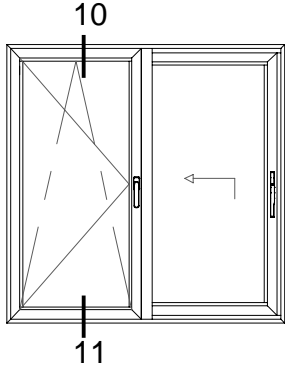
**WD55T Sistemindeki pvc ve euro kanallı içe açılır kanat profilleri kullanıma uygundur.



ÖLÇEK: 1/2

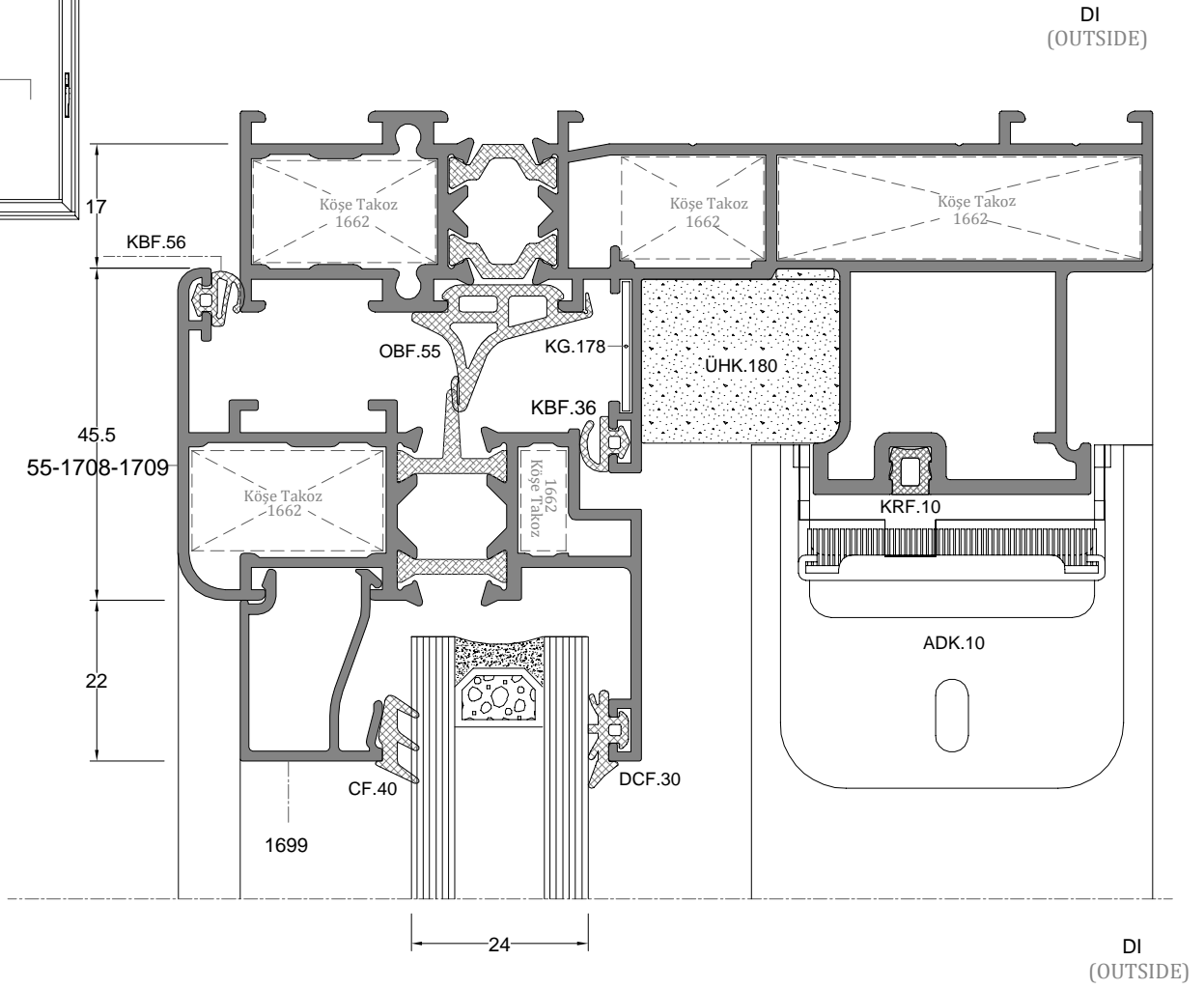


** Her profil için minimum sipari 300 kg'dır.
** Minimum order quantity is 300 kg per profile.



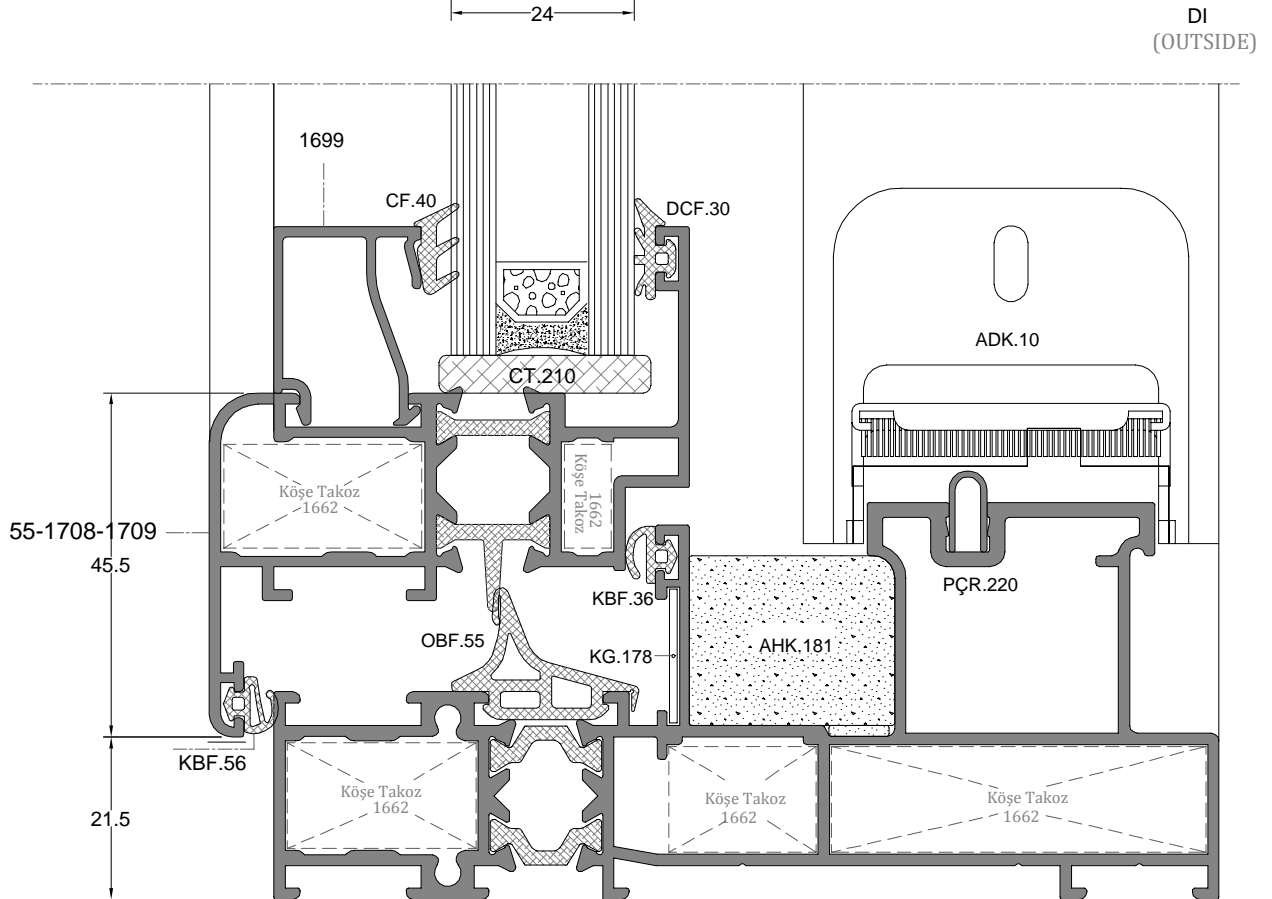
Ç
(INSIDE)

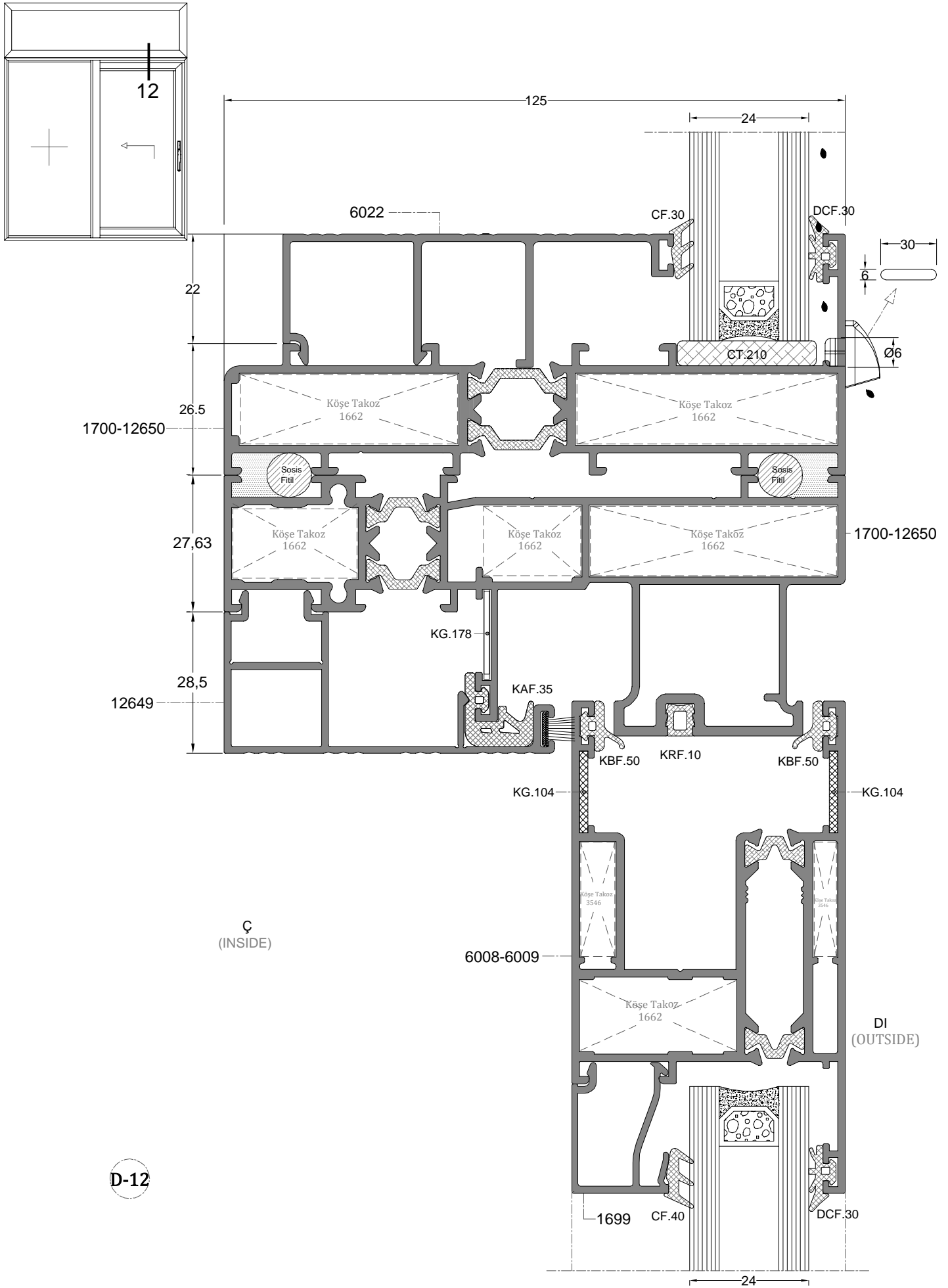
D-10



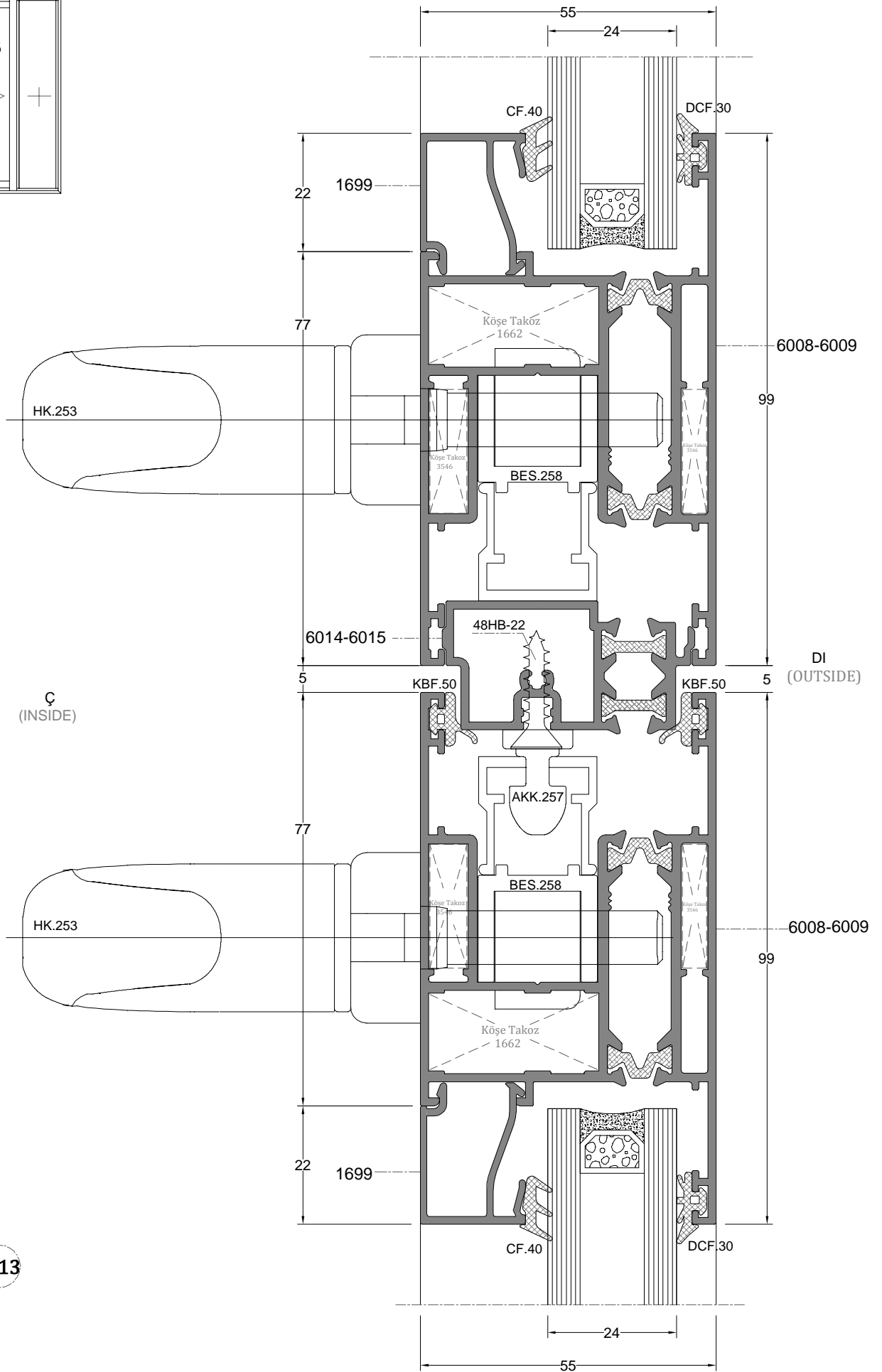
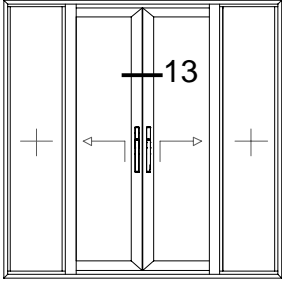
Ç
(INSIDE)

D-11



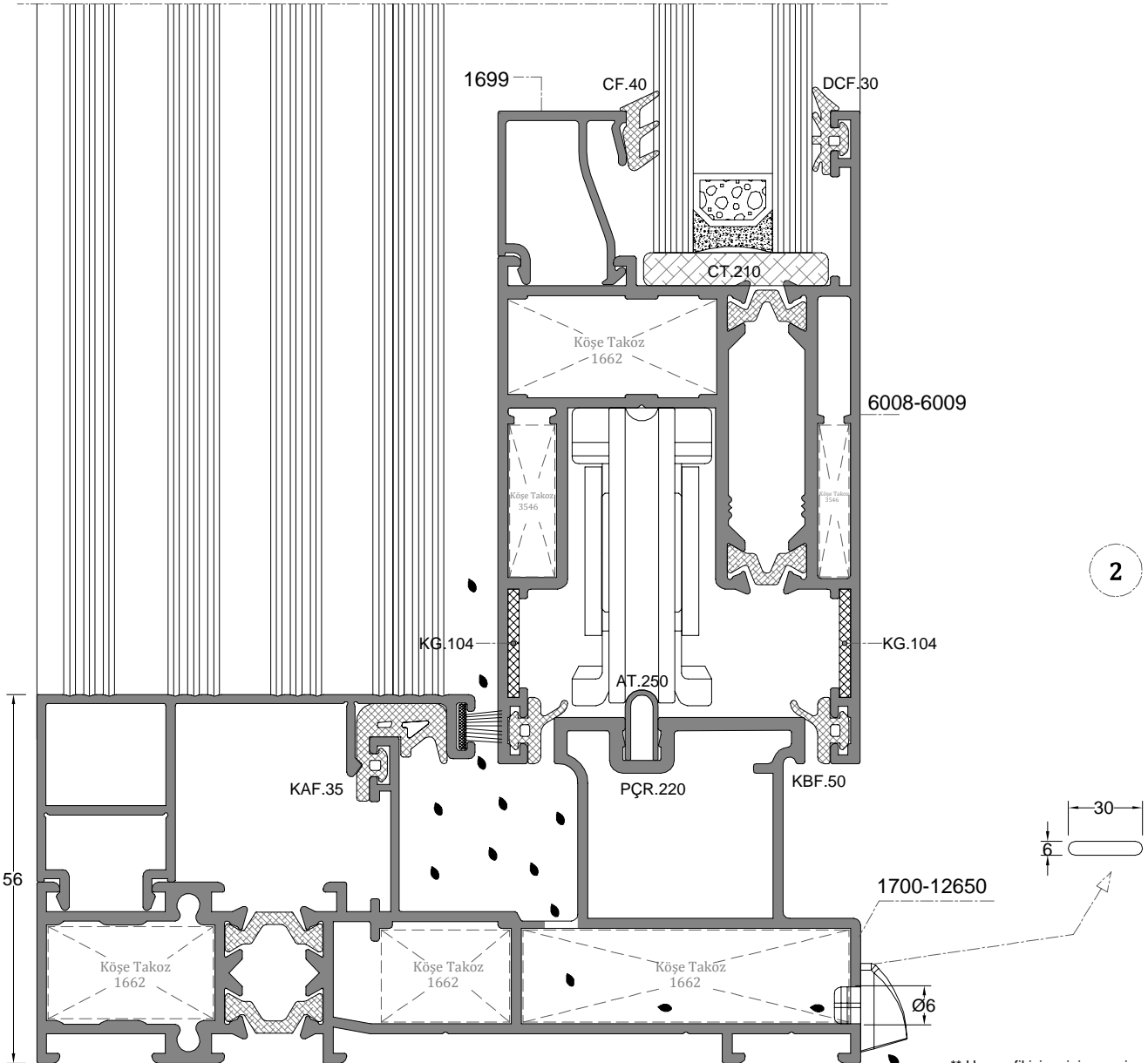
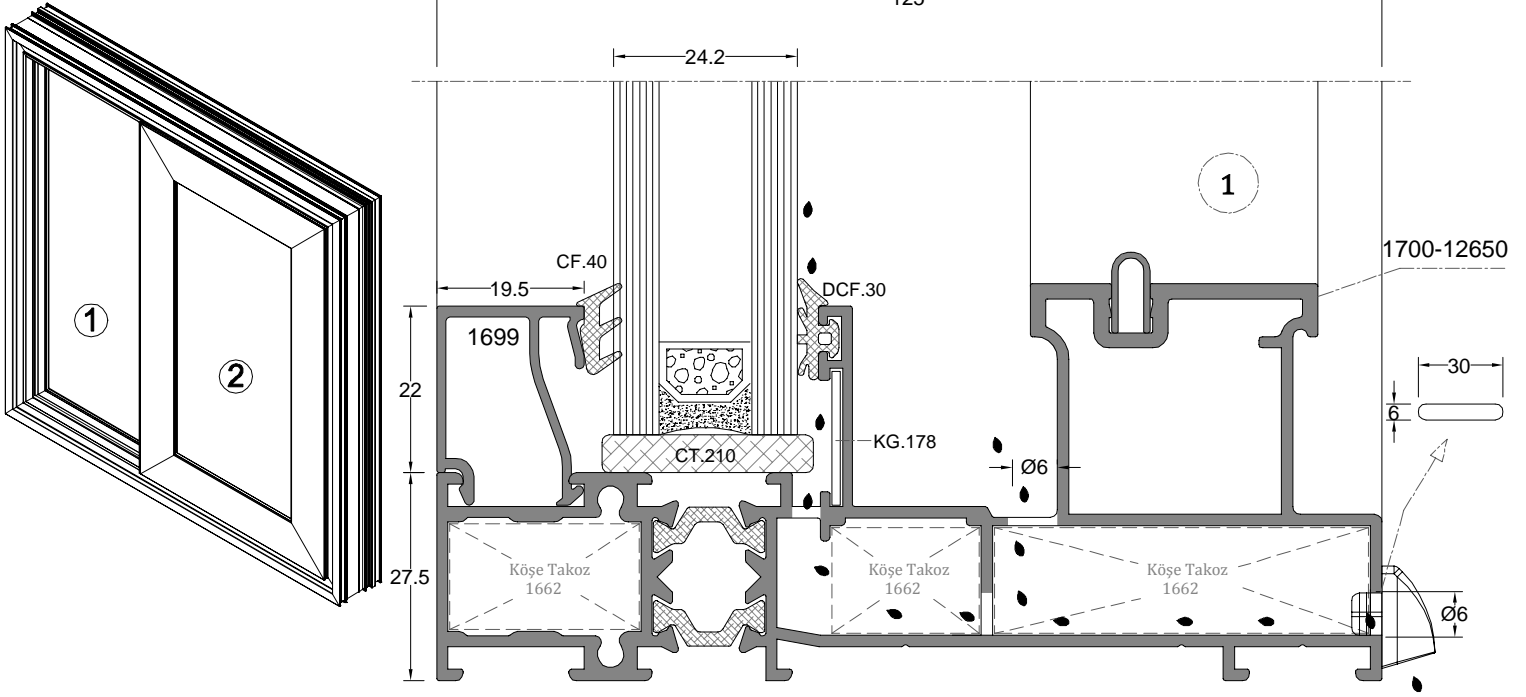


** Her profil için minimum sipari 300 kg'dır.
** Minimum order quantity is 300 kg per profile.

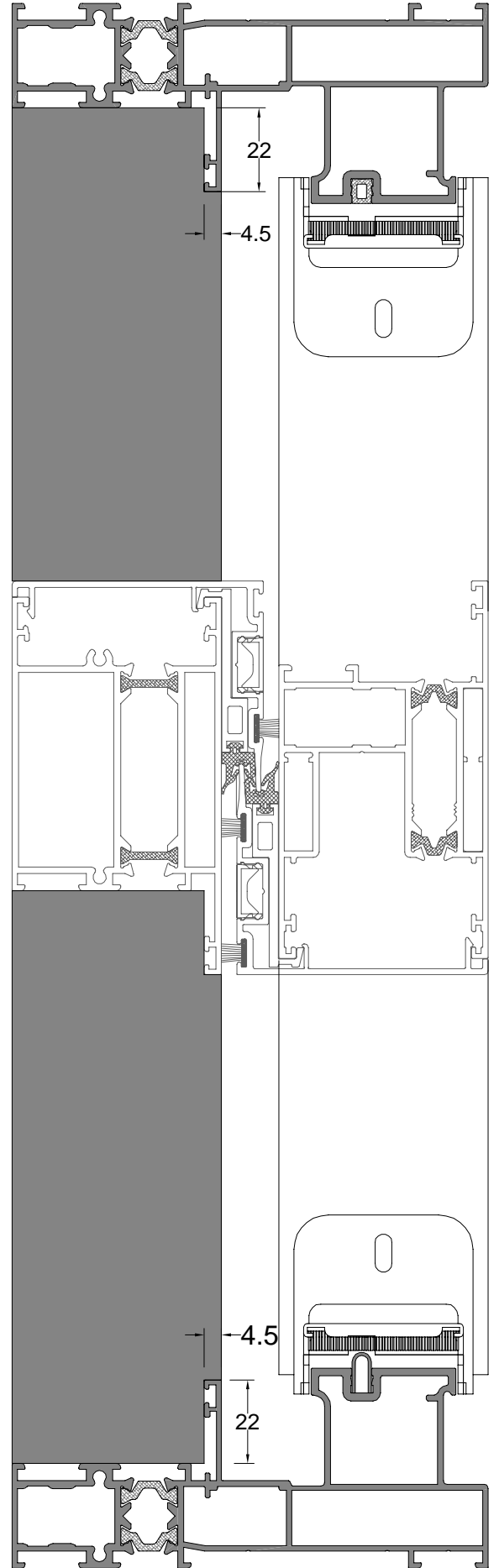
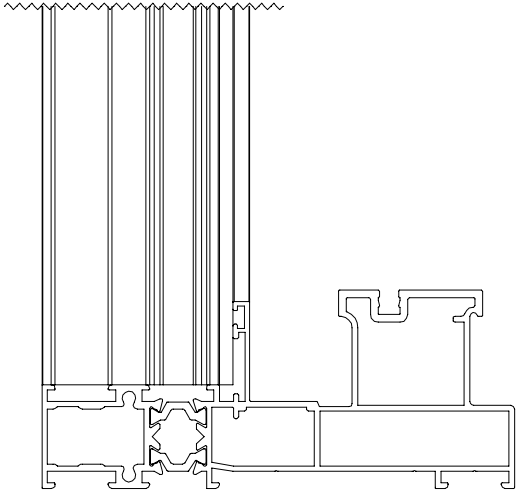
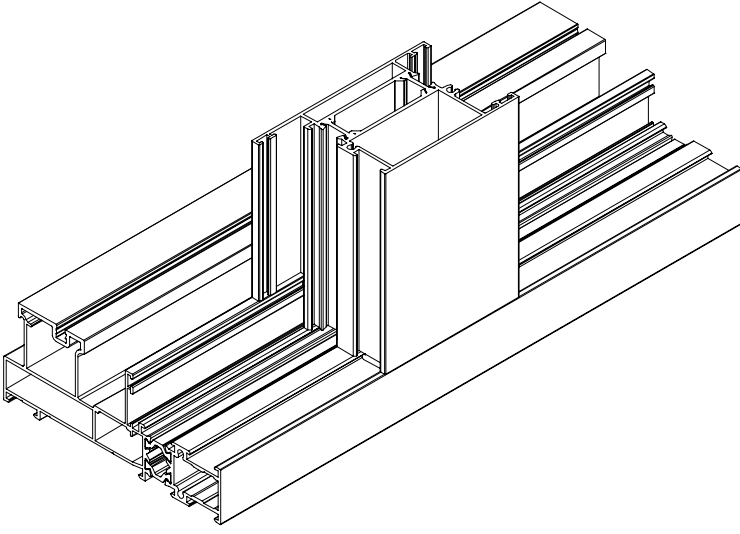


D-13

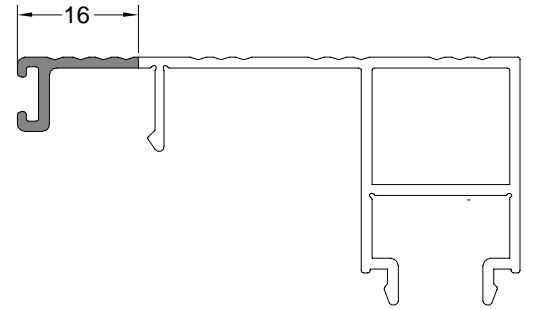
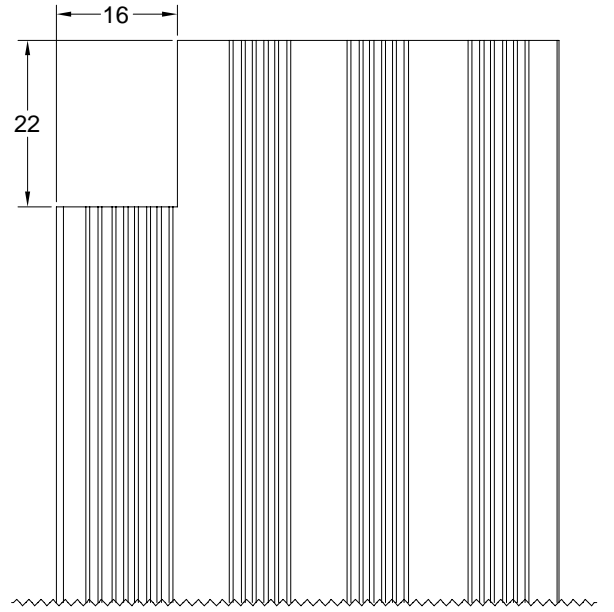
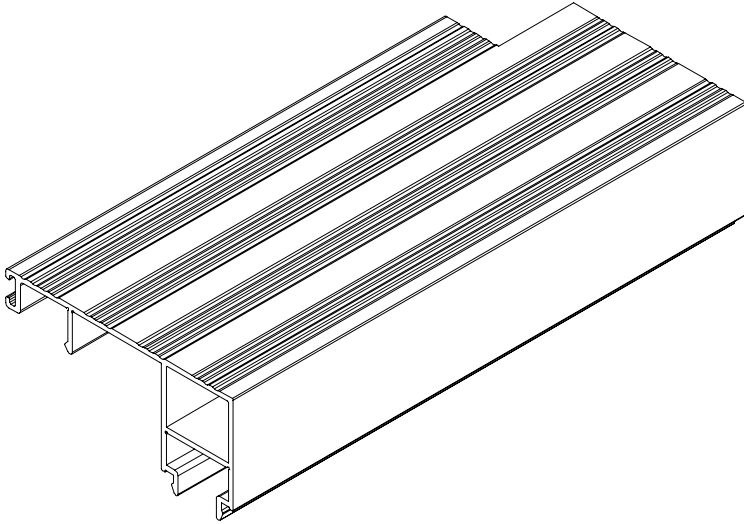
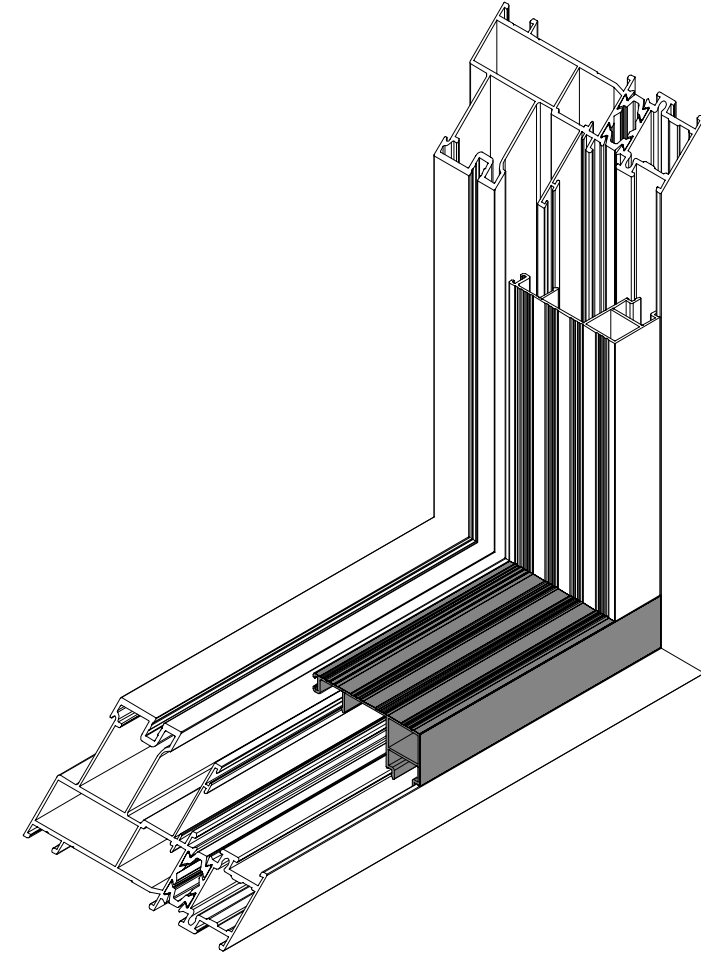
** Her profil için minimum sipari 300 kg'dır.
** Minimum order quantity is 300 kg per profile.

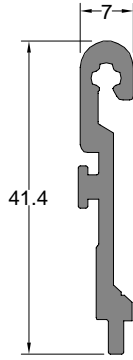
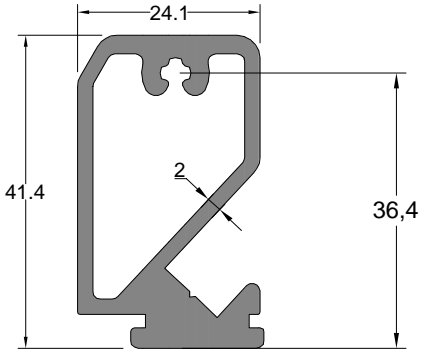
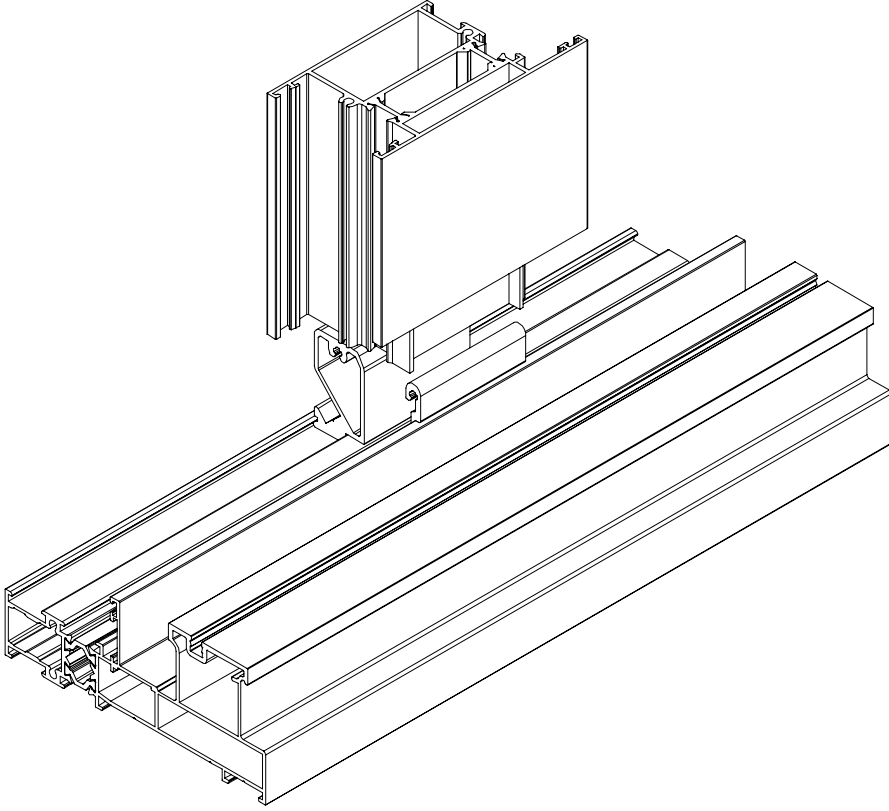


** Her profil için minimum sipari 300 kg'dır.
** Minimum order quantity is 300 kg per profile.



** Her profil için minimum sipari 300 kg'dır.
** Minimum order quantity is 300 kg per profile.

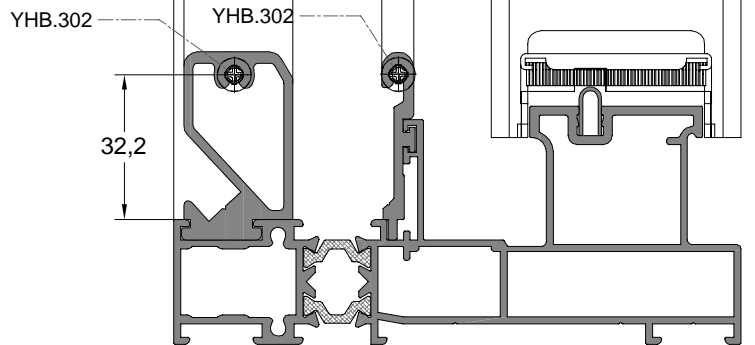
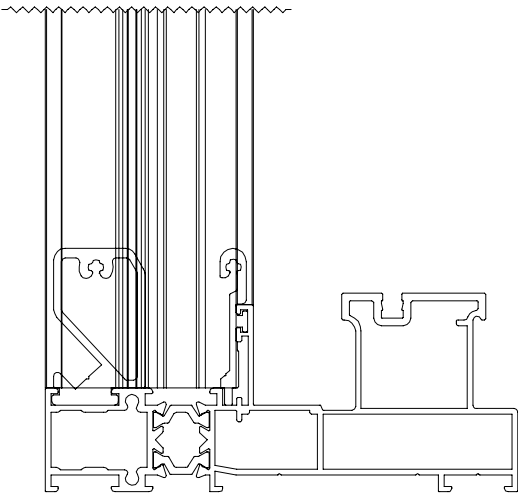
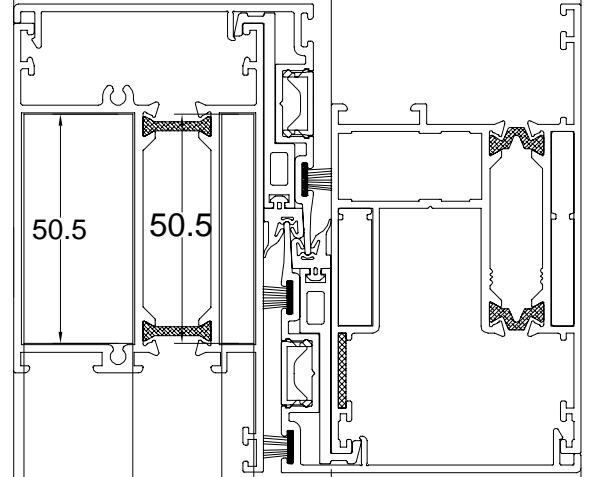
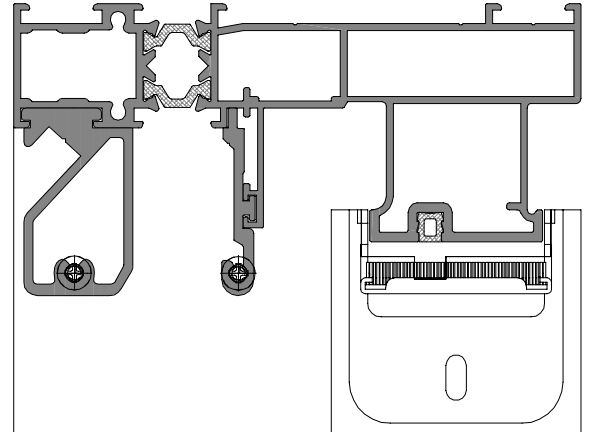




Orta Kayıt Ba lantı Profil MULLION CONNECTION PROFILE	Profil Kodu Profile Code	(kg/mt) Weight
	1773	0,985

Orta Kayıt Ba lantı Profil MULLION CONNECTION PROFILE	Profil Kodu Profile Code	(kg/mt) Weight
	1774	0,480

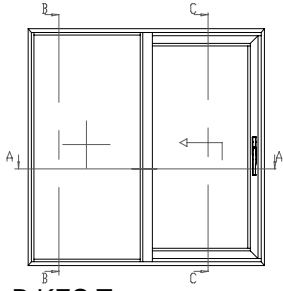
Dik Ba lantı Kodu	Kullanıldı ı Profil	Kesim ölçüsü	Adet Kesim Kodu
1773	6012	50,5 mm	OKB - 6012 - 50,5
1774	6013	50,5 mm	OKB - 6013 - 50,5



** Her profil için minimum sipari 300 kg'dır.
** Minimum order quantity is 300 kg per profile.

CAM ÖLÇÜLER E T KABUL ED LEREK
FORMUL ZE ED LM T R.

GLASS DIMENSIONS ARE
FORMULATED, ACCEPT EQUAL.

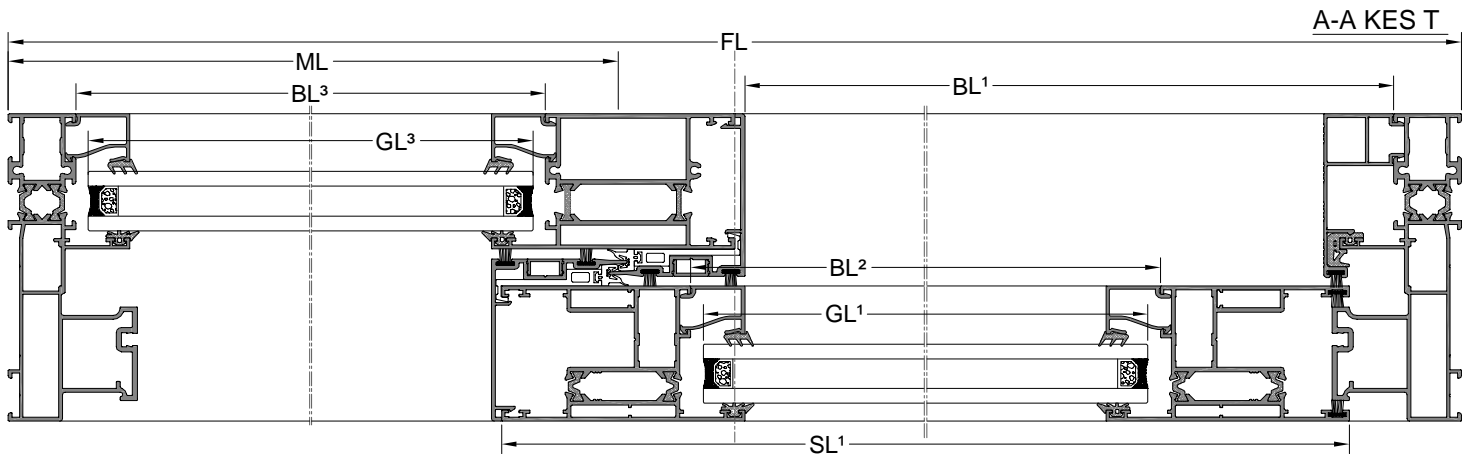
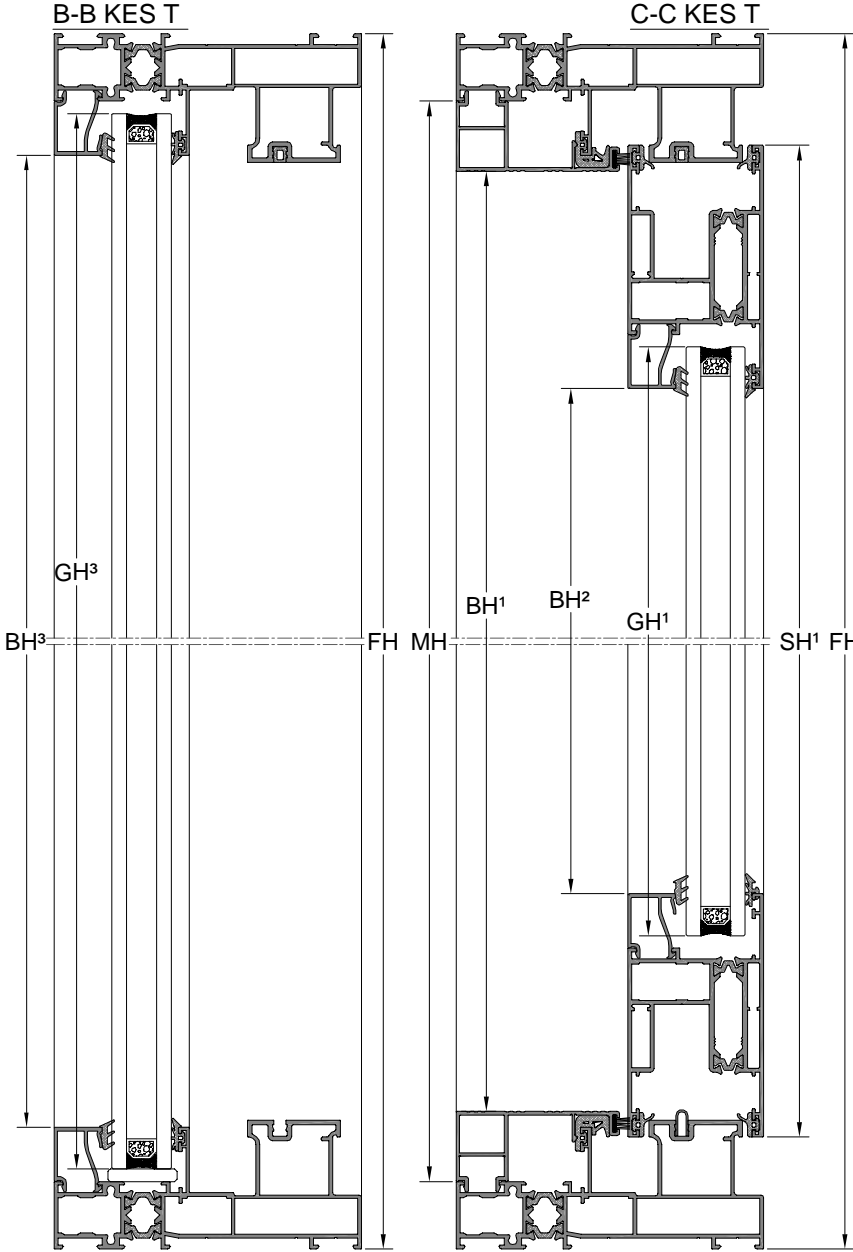


PROFİLLER / PROFILES

Kod Code	Çizim Drawing	Kesim Cut	Miktar Quantity	Ölçüler Dimensions
1700-12650 Kasa Frame			2 Pcs / Adet	FL
			2 Pcs / Adet	FH
6008-6009 Kanat Sash			2Pcs / Adet	$SL^1 = (FL/2) + 49,4$
			2Pcs / Adet	$SH^1 = FH - 91$
6012-6013 Kenet Sash			1Pcs / Adet	MH = FH - 55 ML = $(FL/2) - 47,5$
12649 Çita Bead			2Pcs / Adet	$BL^1 = (FL/2) - 31,5$
			1Pcs / Adet	$BH^1 = FH - 122$
1699 Çita Bead			2Pcs / Adet	$BL^2 = SL^1 - 154$
			2Pcs / Adet	$BH^2 = SH^1 - 198$
1699 Çita Bead			2Pcs / Adet	$BL^3 = ML - 57$
			2Pcs / Adet	$BH^3 = FH - 99$

CAM / GLASS

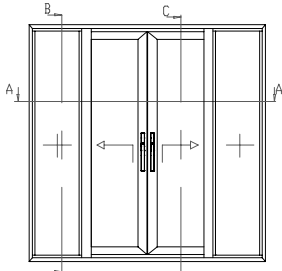
Kod Code	Çizim Drawing	Miktar Quantity	Ölçüler Dimensions
CAM GLASS		1 Pcs / Adet	$GL^1 = SL^1 - 164$
			$GH^1 = SH^1 - 164$
CAM GLASS		1 Pcs / Adet	$GL^3 = ML - 67$
			$GH^3 = FH - 65$



** Her profil için minimum sipari 300 kg'dır.
** Minimum order quantity is 300 kg per profile.

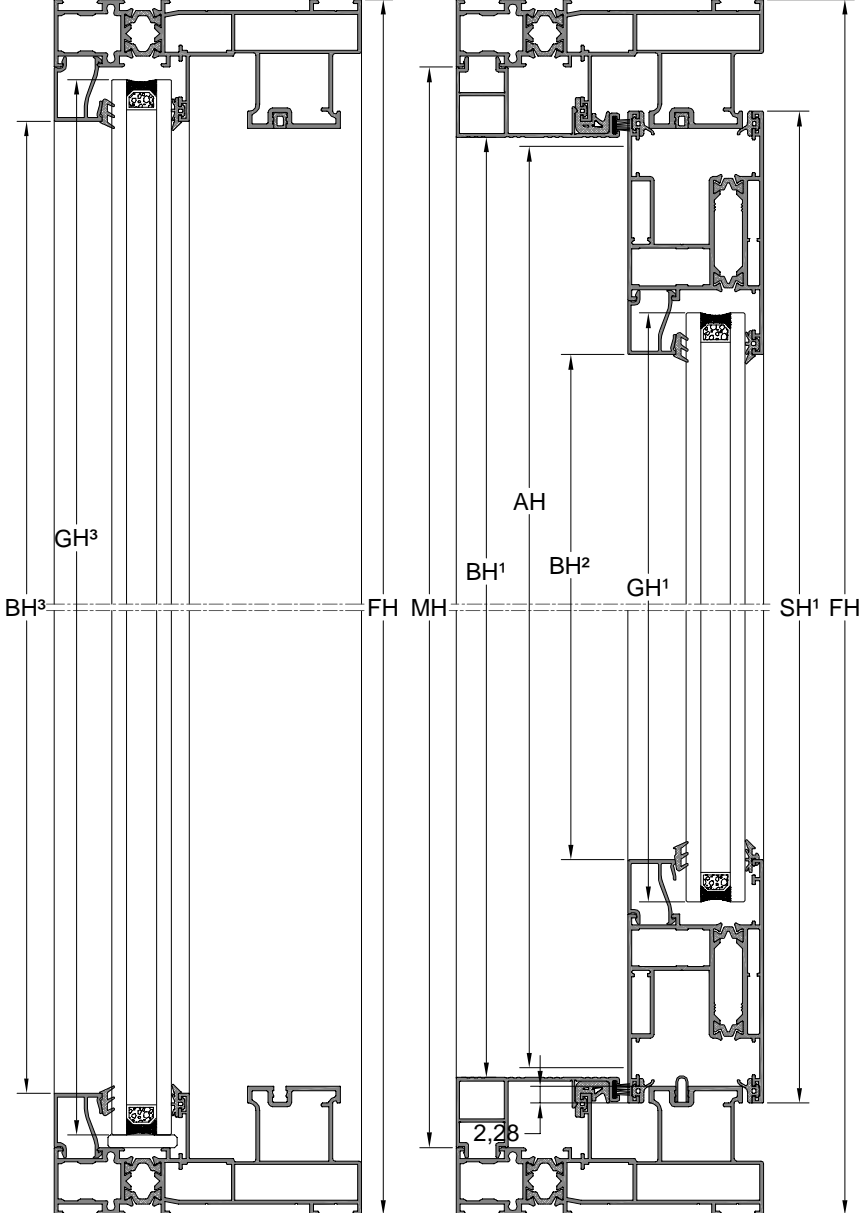
CAM ÖLÇÜLER E T KABUL ED LEREK
FORMUL ZE ED LM T R.

GLASS DIMENSIONS ARE
FORMULATED, ACCEPT EQUAL.



B-B KES T

C-C KES T



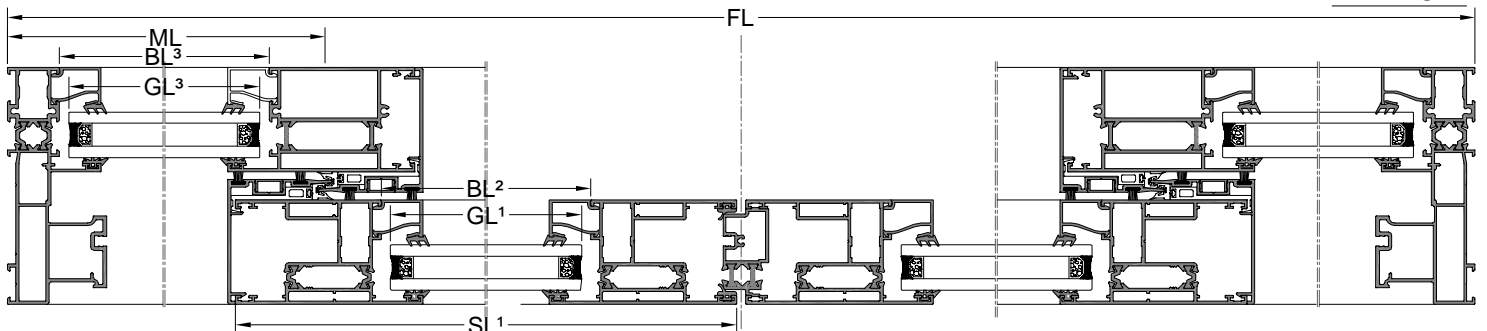
PROFİLLER / PROFILES

Kod Code	Çizim Drawing	Kesim Cut	Miktar Quantity	Ölçüler Dimensions
1700-12650 Kasa Frame			2 Pcs / Adet	FL
			2 Pcs / Adet	FH
6008-6009 Kanat Sash			4Pcs / Adet	$SL_1 = (FL/2) - ML + 45$
			4Pcs / Adet	$SH^1 = FH - 91$
6012-6013 Kenet Interlocking			2Pcs / Adet	$ML = (FL/4) - 26$ $MH = FH - 55$
6012-6013 APATÖR Adapter			1Pcs / Adet	$AH = FH - 91 - (38)$
12649 Çita Bead			2Pcs / Adet	$BL^1 = FL - 2(ML + 51,6)$
1699 Çita Bead			4Pcs / Adet	$BL^2 = SL^1 - 154$
			4Pcs / Adet	$BH^2 = SH^1 - 198$
1699 Çita Bead			4Pcs / Adet	$BL^3 = ML - 57$
			4Pcs / Adet	$BH^3 = FH - 99$

CAM / GLASS

Kod Code	Çizim Drawing	Miktar Quantity	Ölçüler Dimensions
CAM GLASS		2 Pcs / Adet	$GL^1 = SL^1 - 164$
			$GH^1 = SH^1 - 164$
CAM GLASS		2 Pcs / Adet	$GL^3 = ML - 67$
			$GH^3 = FH - 65$

A-A KES T



** Her profil için minimum sipari 300 kg'dır.
** Minimum order quantity is 300 kg per profile.