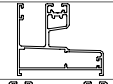
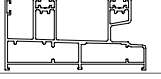
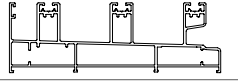
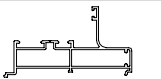


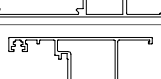
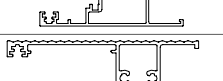

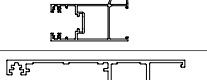
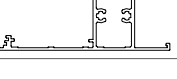
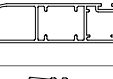


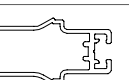










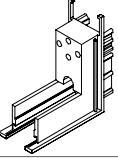
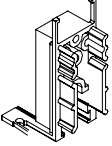
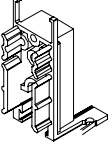
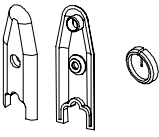
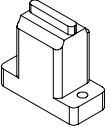
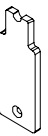
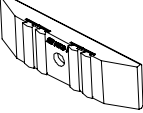


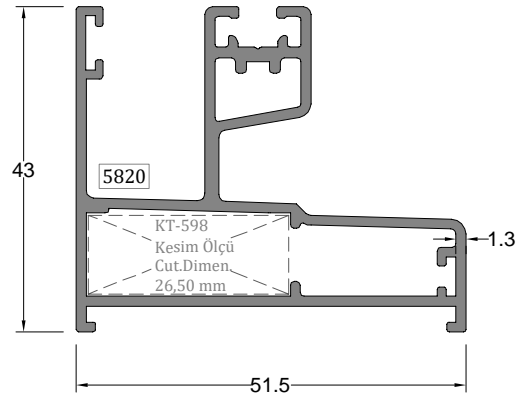
S35 NOVAL NE
YALITIMSIZ SÜRME SİSTEMİ
(Sliding System)

TAM ÖLÇEKLİ ALÜMİNYUM PROFİLLER
(Full Scale Aluminum Profiles)

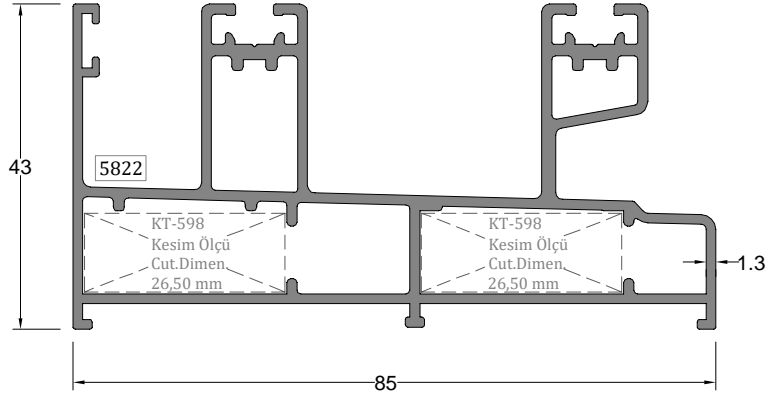
PROF L KES T PROFILE SECTION	PROF L KODU PROFILE CODE	PROF L ADI PROFILE NAME	Jx cm ⁴	Jy cm ⁴	A İRLİK (kg/m) WEIGHT
	5820	TEK RAYLI KASA PROF L SINGLE RAIL FRAME PROFILE	5,78	8,07	0,904
	5822	K RAYLI KASA PROF L DOUBLE RAIL FRAME PROFILE	9,45	38,88	1,488
	5823	ÜÇ RAYLI KASA PROF L TRIPLE RAIL FRAME PROFILE	13,55	129,96	2,145
	5851	SAB T KASA PROF L FIXED FRAME PROFILE	3,64	20,95	1,315
	5850	ORTA KAYIT PROF L TRIPLE FRAME PROFILE	5,66	6,14	0,842
	5824	ORTA KAYIT PROF L TRIPLE FRAME PROFILE	29,07	7,55	1,198
	5833	KANAT PROF L SASH PROFILE	18,67	7,99	1,074
	5825	KANAT PROF L SASH PROFILE	34,99	9,77	1,330
	5834	KANAT PROF L SASH PROFILE	36,71	13,62	1,410
	5848	KANAT PROF L SASH PROFILE	34,63	9,81	1,311
	5829	S NEKL K KANAT PROF L SCREENING SASH PROFILE	-	-	0,655
	5830	KENET PROF L INTERLOCK PROFILE	5,47	2,64	0,611
	5831	KENET PROF L INTERLOCK PROFILE	20,03	3,92	0,982
	5832	ADAPTÖR PROF L ADAPTER PROFILE	-	-	0,436
	5821	S NEKL K PROF L SCREENING PROFILE	-	-	0,220
	5844	KAPAK PROF L COVER PROFILE	-	-	0,104
	5845	T J PROF L STEM BAR PROFILE	-	-	0,141
	598	KÖ E KANAT PROF L CORNER WEDGE PROFILE	-	-	1,760

AKSESUAR ACCESSORY	STOK KODU REFERENCE CODE	AKSESUAR ADI DESCRIPTION	AKSESUAR KODU PRODUCT CODE	PAKET PACK
	03 010615	KANAL KAPATMA F T L RAIL COVER GASKET	S35-KRF.05	330 mt / paket 10 kg
	03 010614	KENET SÜSPANS YON F T L INTERLOCKING SUSPANSION GASKET	S35-KRF.04	770 mt / paket 10 kg
	03 010503	DI CAM F T L OUTER GLAZING GASKET	S35-DCF.30	210 mt / paket 10 kg
	03 011230	Ç CAM F T L INNER GLAZING GASKET	S35- CF.30	280 mt / paket 10 kg
	03 011231	Ç CAM F T L INNER GLAZING GASKET	S35- CF.40	220 mt / paket 10 kg
	03 010732	Ç CAM F T L INNER GLAZING GASKET	S35- CF.50	185 mt / paket 10 kg
	01 130307	ALYAN KÖ E BA LANTI ALLEN CORNER JOINT	S35-MÇ.307	250 ad / paket
	01 200400	KANAT KÖ E BA LANTI SASH CORNER JOINT	S35-KKB.400	100 ad / paket
	01 200401	KENET KÖ E BA LANTI INTERLOCKING CORNER JOINT	S35-KKB.401	100 ad / paket
	01 200402	KENET KÖ E BA LANTI (TERS) INTERLOCKING CORNER JOINT (SYMMETRY)	S35-KKB.402	100 ad / paket
	01 200411	KENET KAPA I INTERLOCKING CORNER CAP	S35-KP.411	100 ad / paket
	01 200460	KANAT SAB TLEME TAKOZU SASH FIXING WEDGE	S35-KST.460	100 ad / paket
	01 200410	S35 STOPER S35 STOPPER	S35-STP.410	250 ad / paket
	01 200420	ALT VE ÜST HAVA KES C BOTTOM AND TOP AIR BLOCKER	S35-HK.420	4 ad / paket

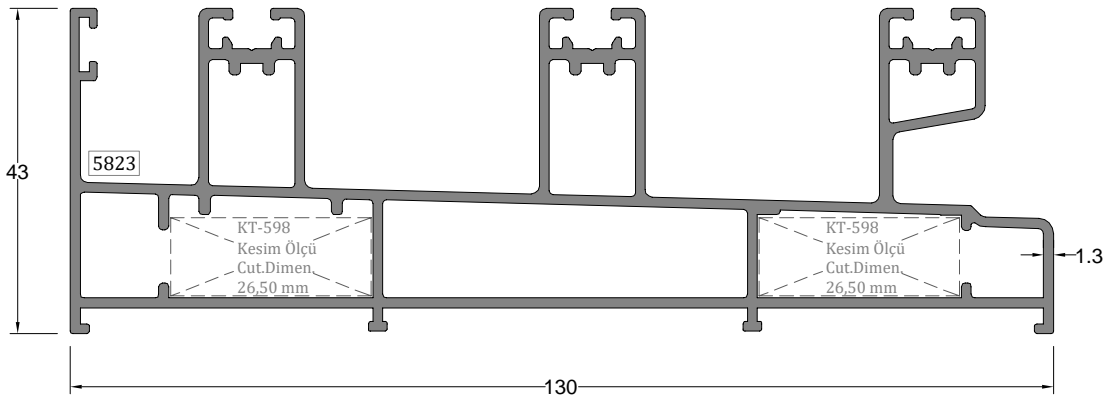
AKSESUAR ACCESSORY	STOK KODU REFERENCE CODE	AKSESUAR ADI DESCRIPTION	AKSESUAR KODU PRODUCT CODE	PAKET PACK
	01 200430	TAKV YEL KENET KAPA I REINFORCED INTERLOCKING CAP <small>5831 profil ile çalı r / For 5831</small>	S35-TKK.430	100 ad / paket
	01 200431	TAKV YEL KENET KAPA I REINFORCED INTERLOCKING CAP <small>5834 profil ile çalı r / For 5834</small>	S35-TKK.431	100 ad / paket
	01 200291	ROTO SECUST K PENCERE KOLU ROTO WINDOW HANDLE	FD60-RK.291	1 Pk / 20 Ad
	01 200490	S35 HAVUZ KOL S35 SUNKEN HANDLE	S35 - HK.490	100 ad / paket
	01 200450	S35 ALÜM NYUM RULMAN S35 ALUMINIUM ROLLER	S35-AR.450	100 ad / paket
	01 200440	SPANYOLET KAR ILIK ESPAGNOLETTE STRIKER	S35- K.440	25 ad / paket
	01 200441	SPANYOLET KANCA VE GÖVDE ESPAGNOLETTE BODY SET	S35-GT.441	25 ad / paket
	04 010200	S35 PASLANMAZ ÇEL K RAY 8,3mm S35 STAINLESS STEEL RAIL 8,3 mm	S35-PÇR.200	10 ad x 6 m
	01 071050	S35 KASA U PLAST FRAME PART	S35-KP.50	20 ad x 6m
	03 050711	FIRÇA F T L WEATHER STRIP	S35-FÇ.711	250 mt / paket
	02 020260	PUNÇ MAK NES PUNCH MACHINE	S35-PM.260	1 ad / paket



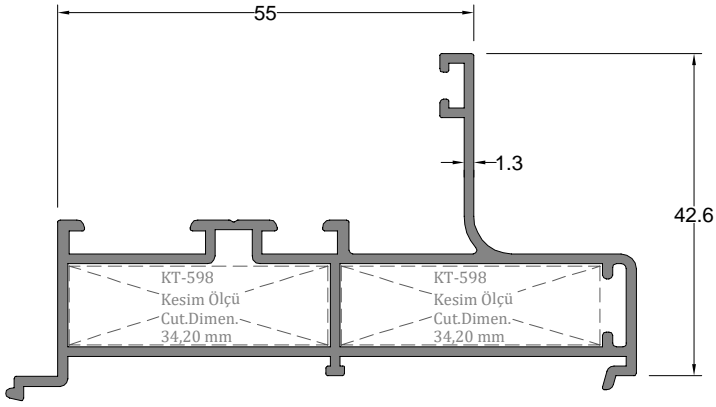
Tek Raylı Kasa Profili SINGLE RAIL FRAME PROFILE	Profil Kodu Profile Code	(kg/mt) Weight	Jx cm ⁴	Jy cm ⁴
	5820	0,904	5,78	8,07



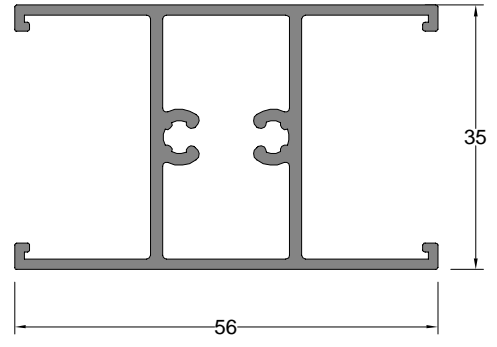
ki Raylı Kasa Profili DOUBLE RAIL FRAME PROFILE	Profil Kodu Profile Code	(kg/mt) Weight	Jx cm ⁴	Jy cm ⁴
	5822	1,488	9,45	38,88



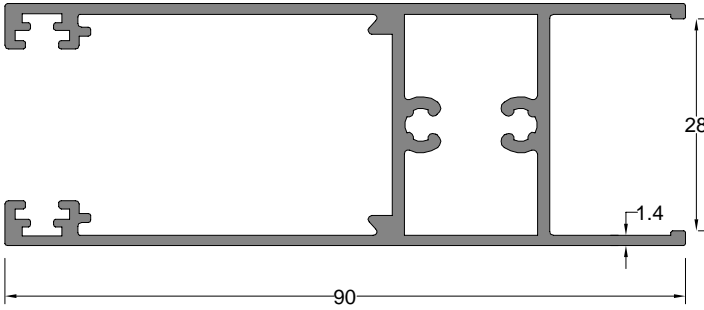
Üç Raylı Kasa Profili TRIPLE RAIL FRAME PROFILE	Profil Kodu Profile Code	(kg/mt) Weight	Jx cm ⁴	Jy cm ⁴
	5823	2,145	13,55	129,96



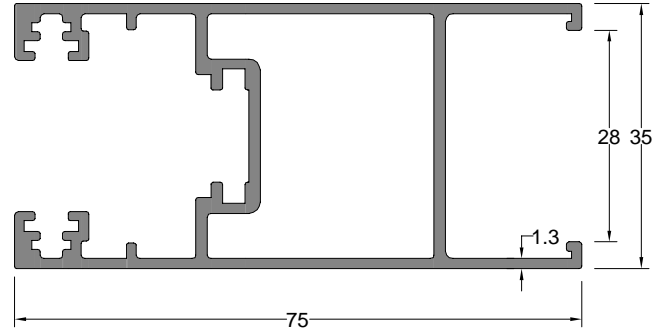
Sabit Kasa Profili FIXED FRAME PROFILE	Profil Kodu Profile Code	(kg/mt) Weight	Jx cm ⁴	Jy cm ⁴
	5851	1,315	3,64	20,95



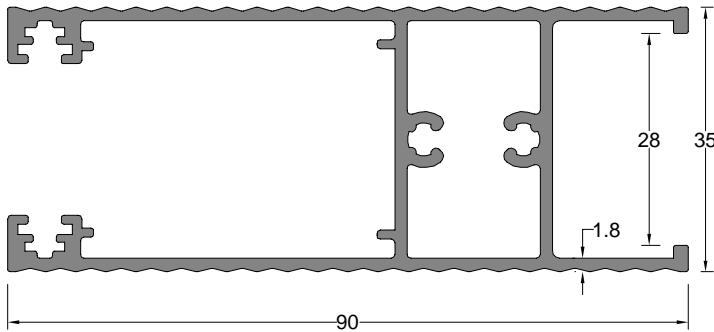
Orta Kayıt Profili MULLION PROFILE	Profil Kodu Profile Code	(kg/mt) Weight	Jx cm ⁴	Jy cm ⁴
	5850	0,842	5,66	6,14



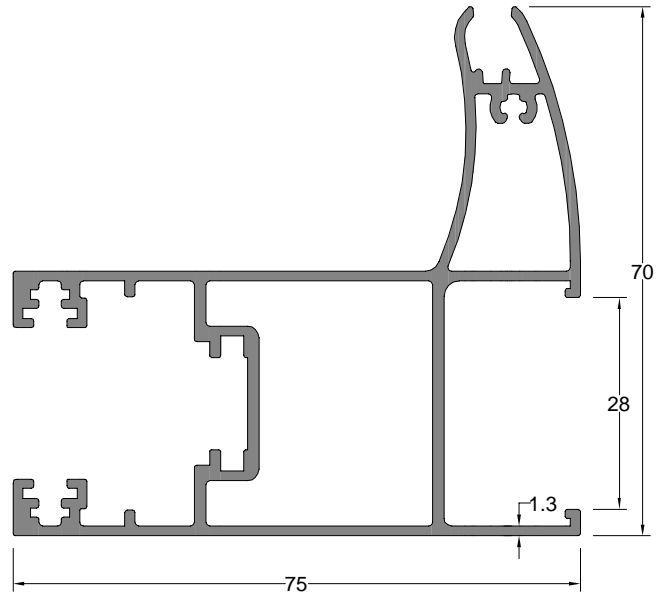
Kanat Profili SASH PROFILE	Profil Kodu Profile Code	(kg/mt) Weight	Jx cm ⁴	Jy cm ⁴
	5824	1,198	29,07	7,55



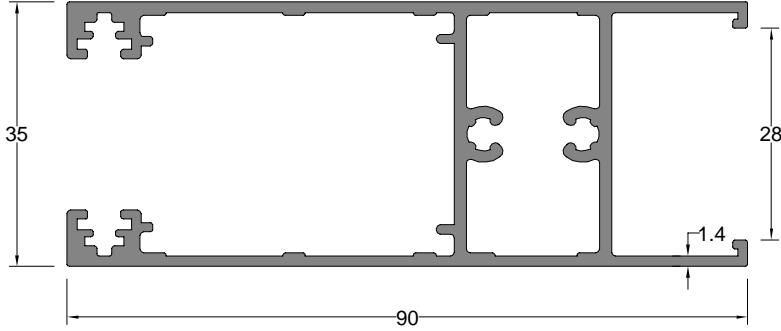
Kanat Profili SASH PROFILE	Profil Kodu Profile Code	(kg/mt) Weight	Jx cm ⁴	Jy cm ⁴
	5833	1,074	18,67	7,99



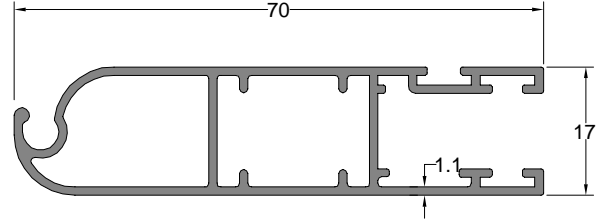
Kanat Profili SASH PROFILE	Profil Kodu Profile Code	(kg/mt) Weight	Jx cm ⁴	Jy cm ⁴
	5825	1,330	34,99	9,77



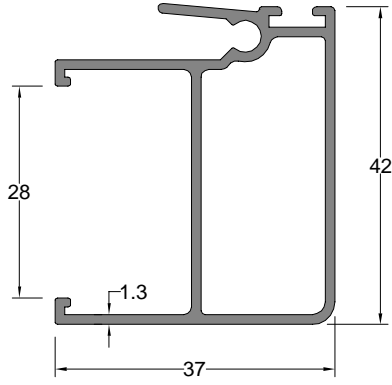
Kanat Profili SASH PROFILE	Profil Kodu Profile Code	(kg/mt) Weight	Jx cm ⁴	Jy cm ⁴
	5834	1,410	36,71	13,62



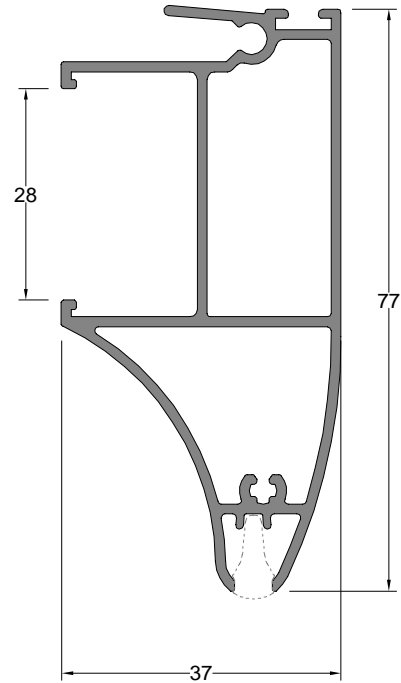
Kanat Profili SASH PROFILE	Profil Kodu Profile Code	(kg/mt) Weight	Jx cm ⁴	Jy cm ⁴
	5848	1,311	34,63	9,81



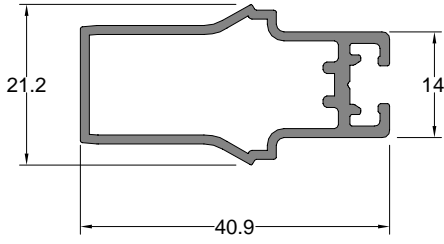
Sineklik Kanat Profili SWATTER SASH PROFILE	Profil Kodu Profile Code	(kg/mt) Weight
	5829	0,655



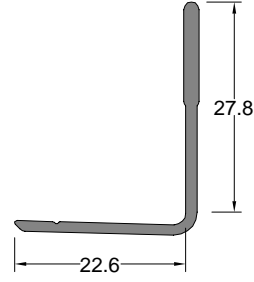
Kenet Profili INTERLOCK PROFILE	Profil Kodu Profile Code	(kg/mt) Weight	Jx cm ⁴	Jy cm ⁴
	5830	0,611	5,47	2,64



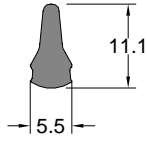
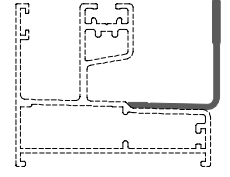
Kenet Profili INTERLOCK PROFILE	Profil Kodu Profile Code	(kg/mt) Weight	Jx cm ⁴	Jy cm ⁴
	5831	0,982	20,03	3,92



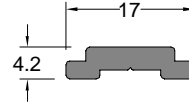
Adaptör Profili ADAPTER PROFILE	Profil Kodu Profile Code	(kg/mt) Weight
	5832	0,436



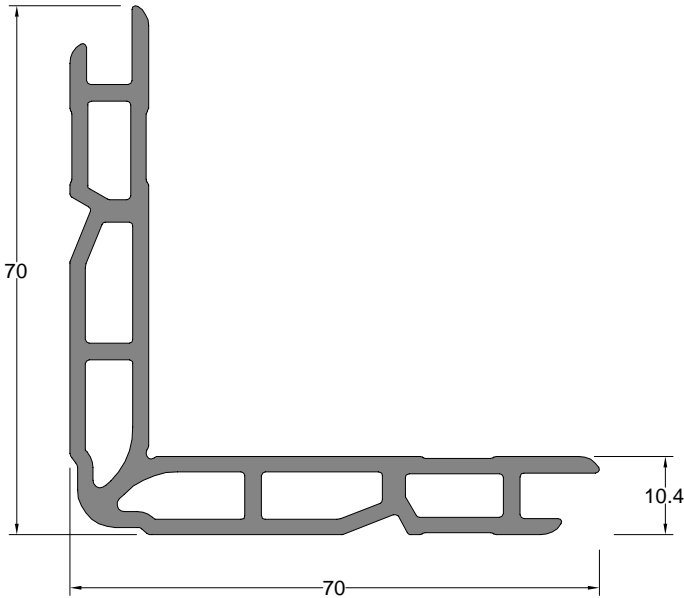
Sineklik Profili SCREENING PROFILE	Profil Kodu Profile Code	(kg/mt) Weight
	5821	0,220



Kapak Profili COVER PROFILE	Profil Kodu Profile Code	(kg/mt) Weight
	5844	0,104

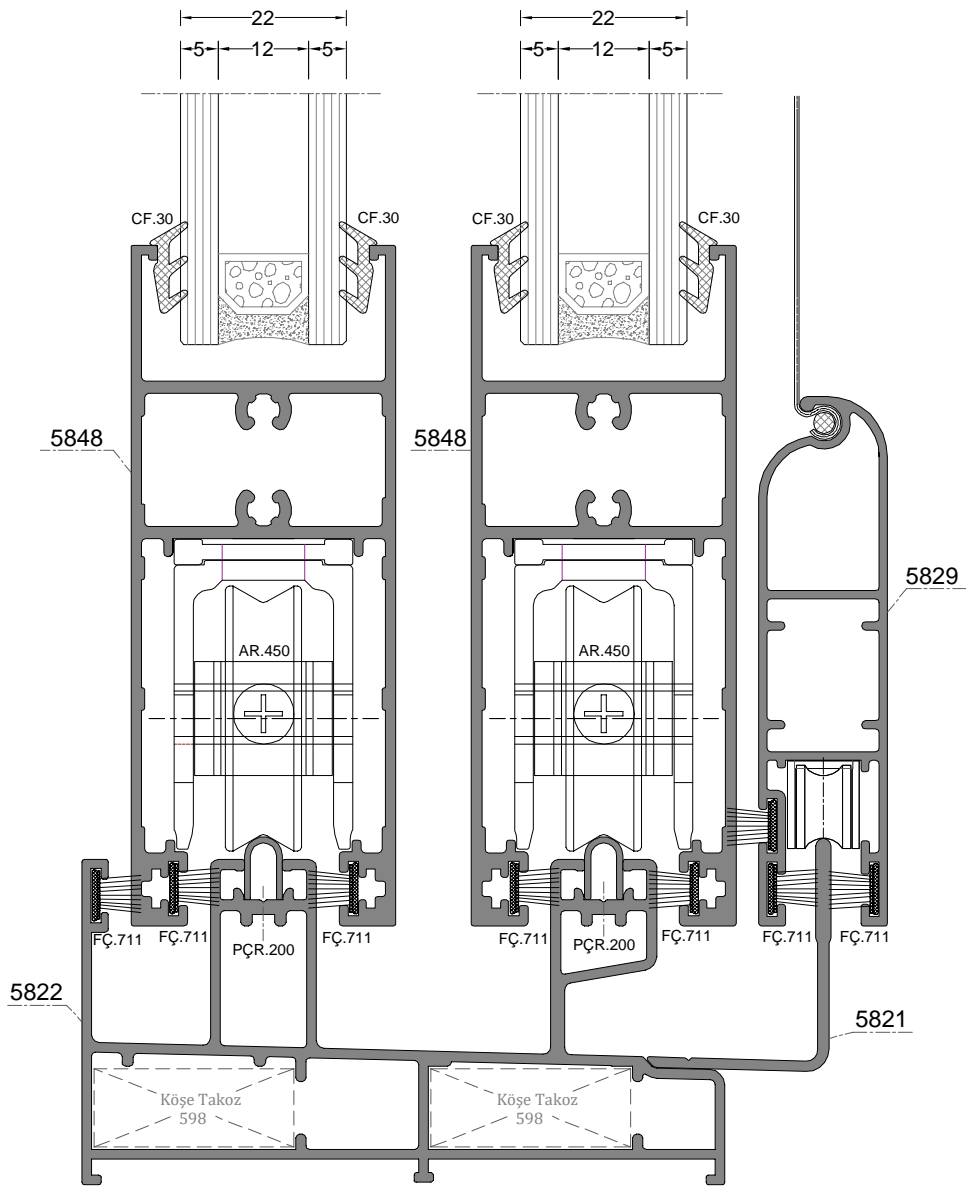
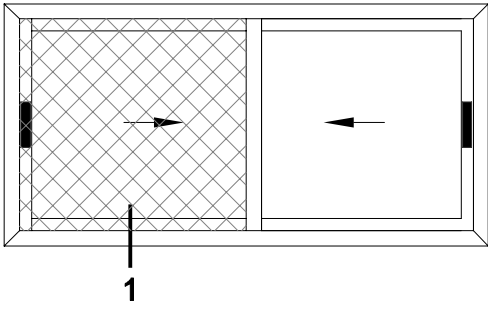


Tij Profili STEM BAR PROFILE	Profil Kodu Profile Code	(kg/mt) Weight
	5845	0,141

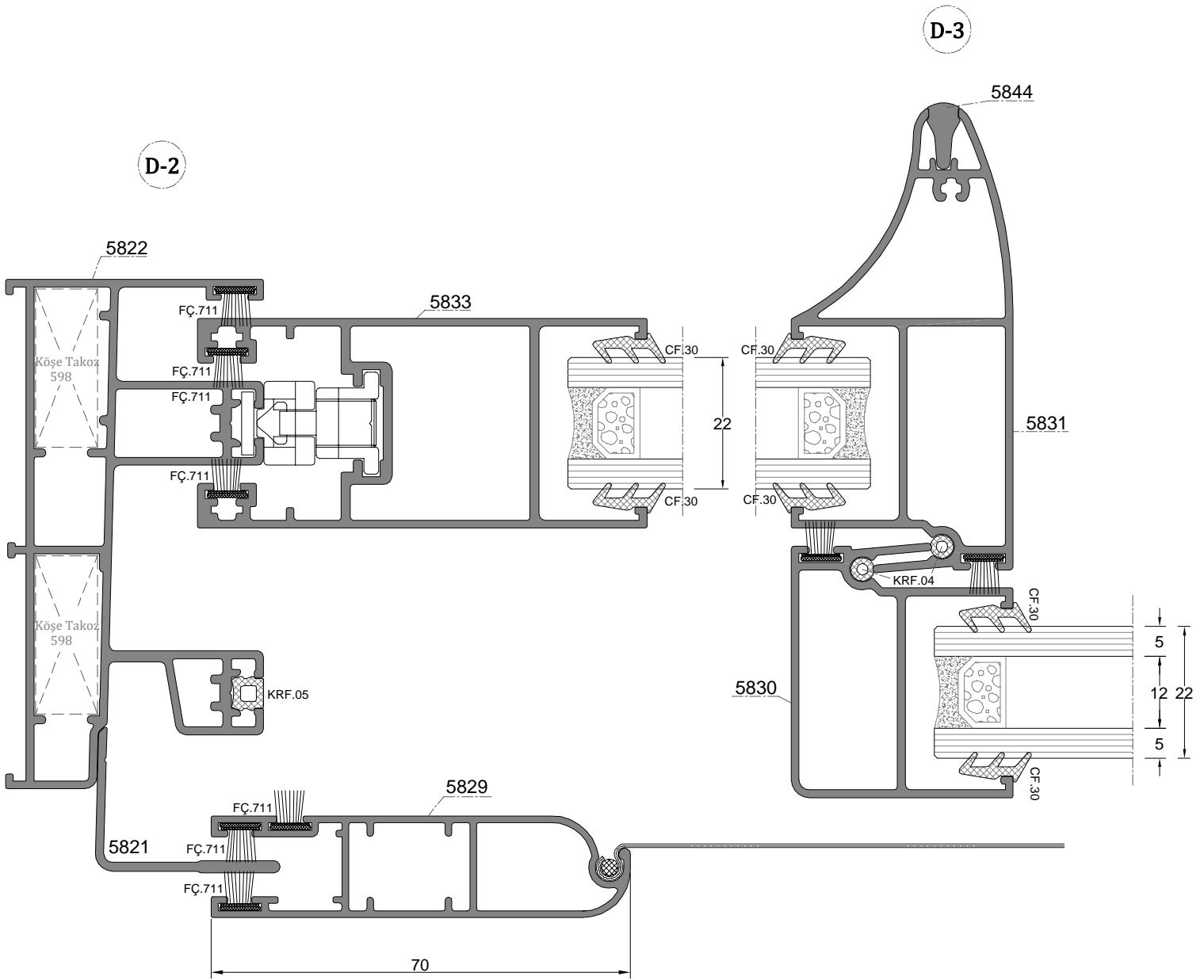
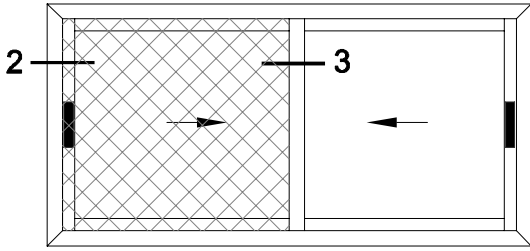


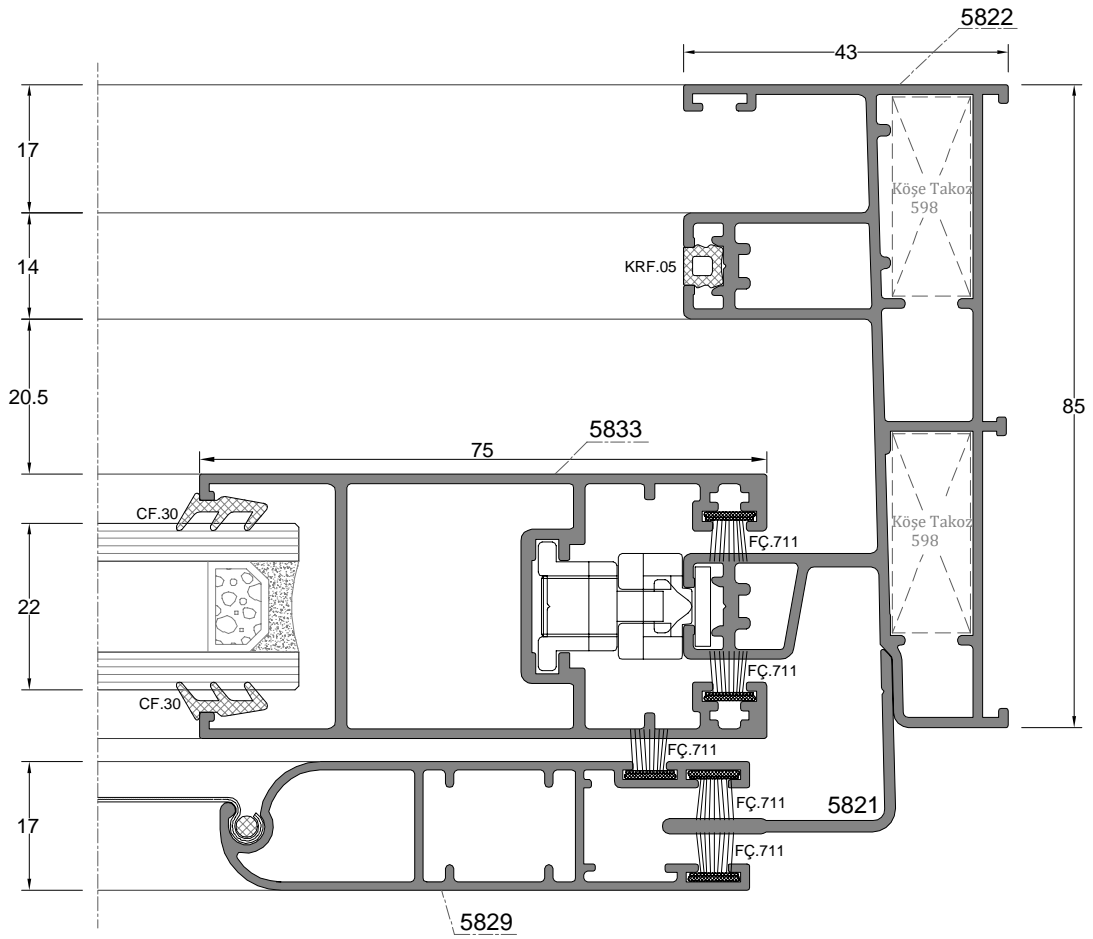
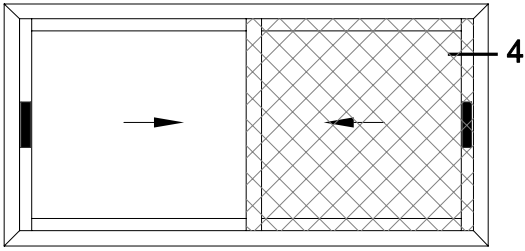
Kö e Takoz Profili CORNER WEDGE PROFILE	Profil Kodu Profile Code	(kg/mt) Weight
	598	1,760

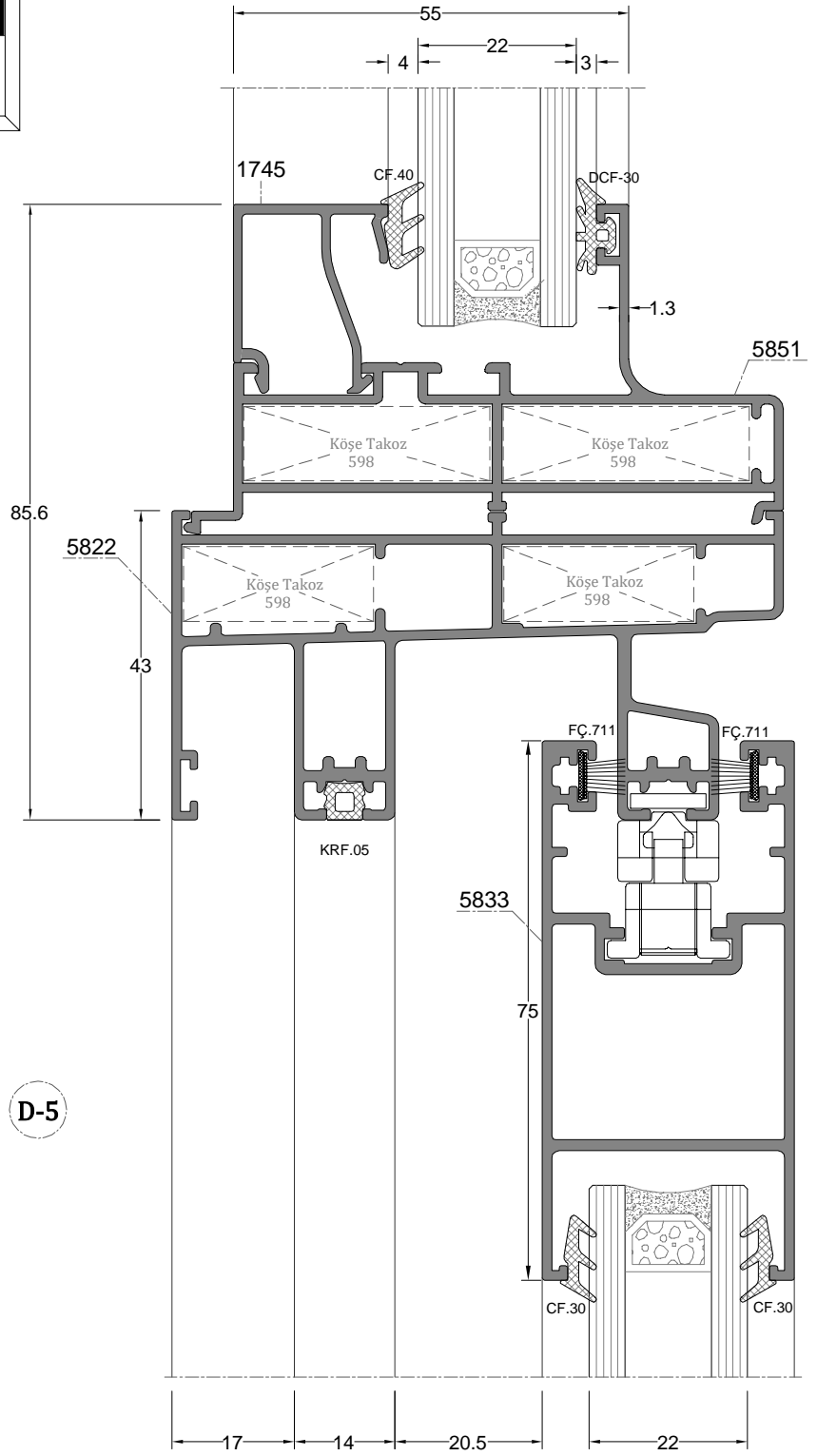
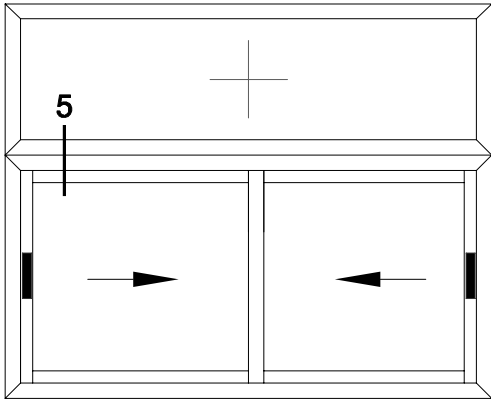
Kö e Takozu Profil Kodu Corner Wedge Profile Code	Kullanıldı ı Profil Compatible Profile	Kesim Boyu (mm) Cutting Length (mm)
598	5820,5822,5823	26,50 mm
	5851	34,20 mm



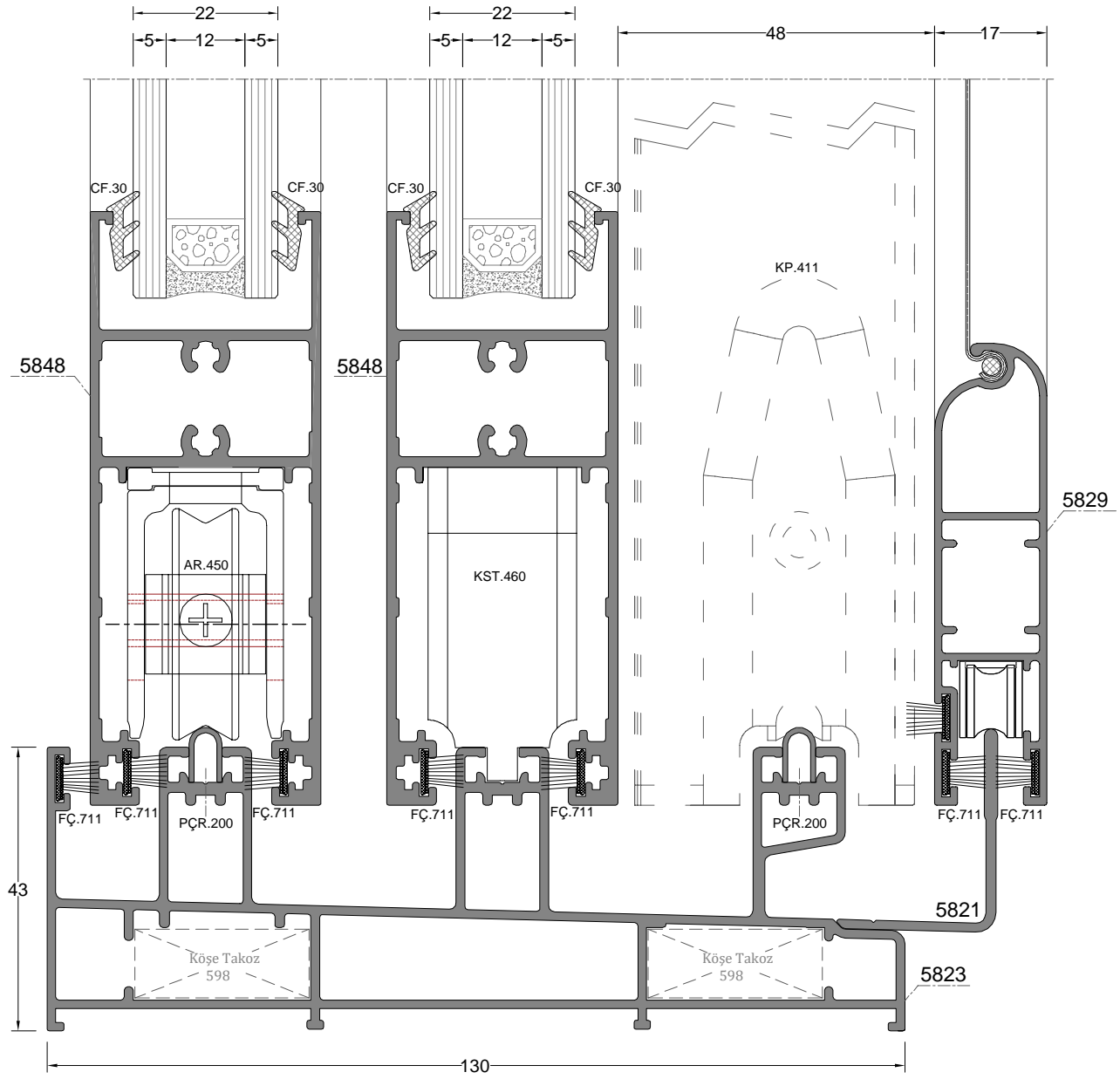
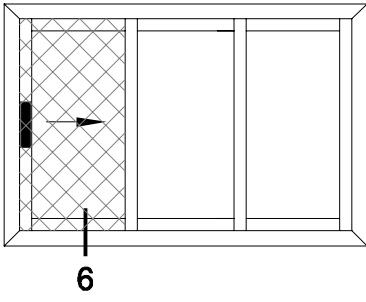
D-1



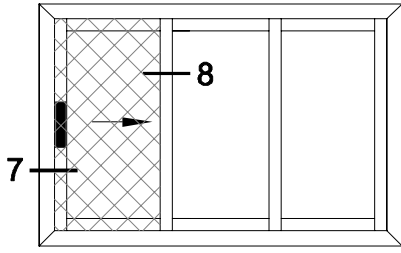




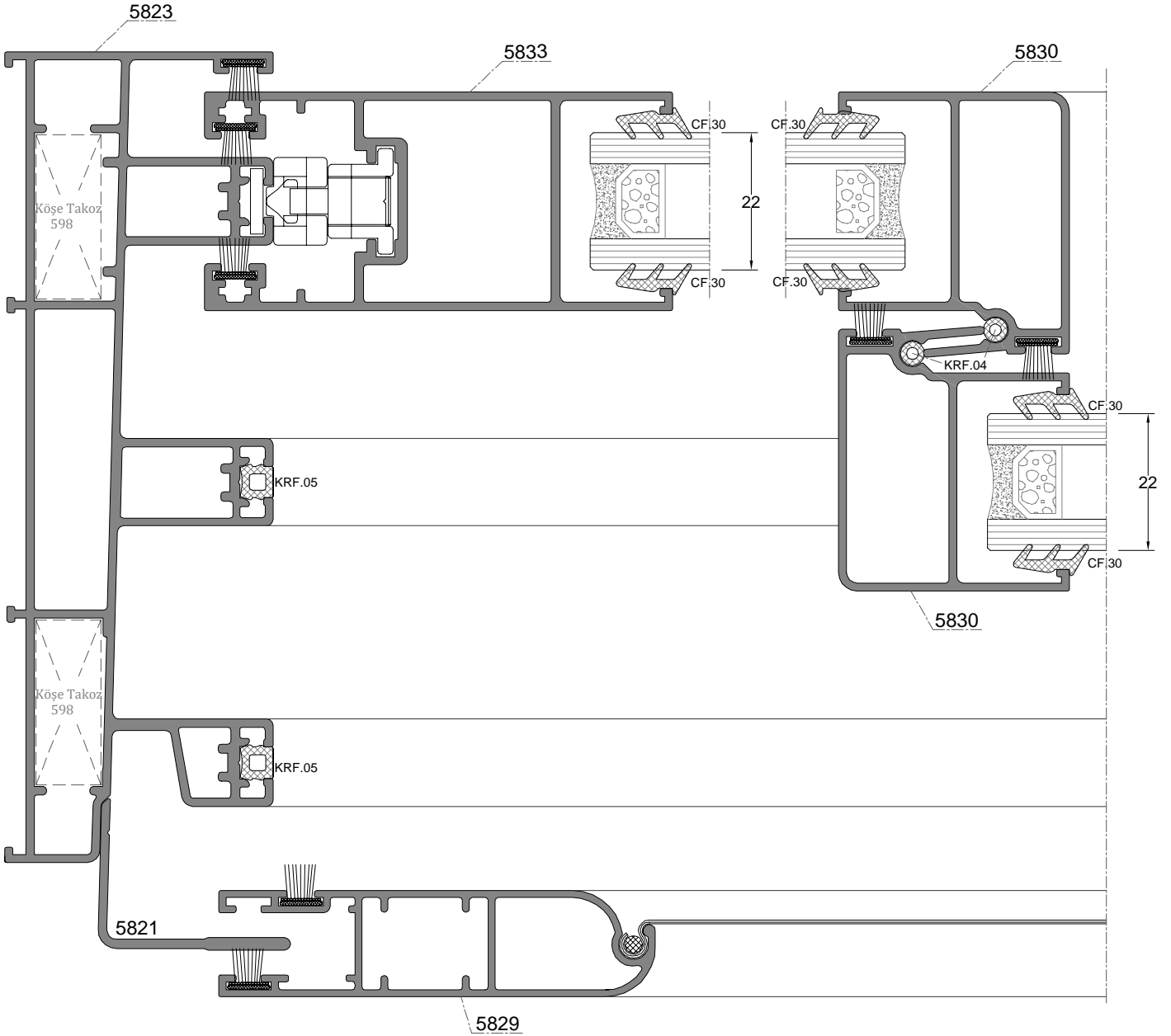
D-5



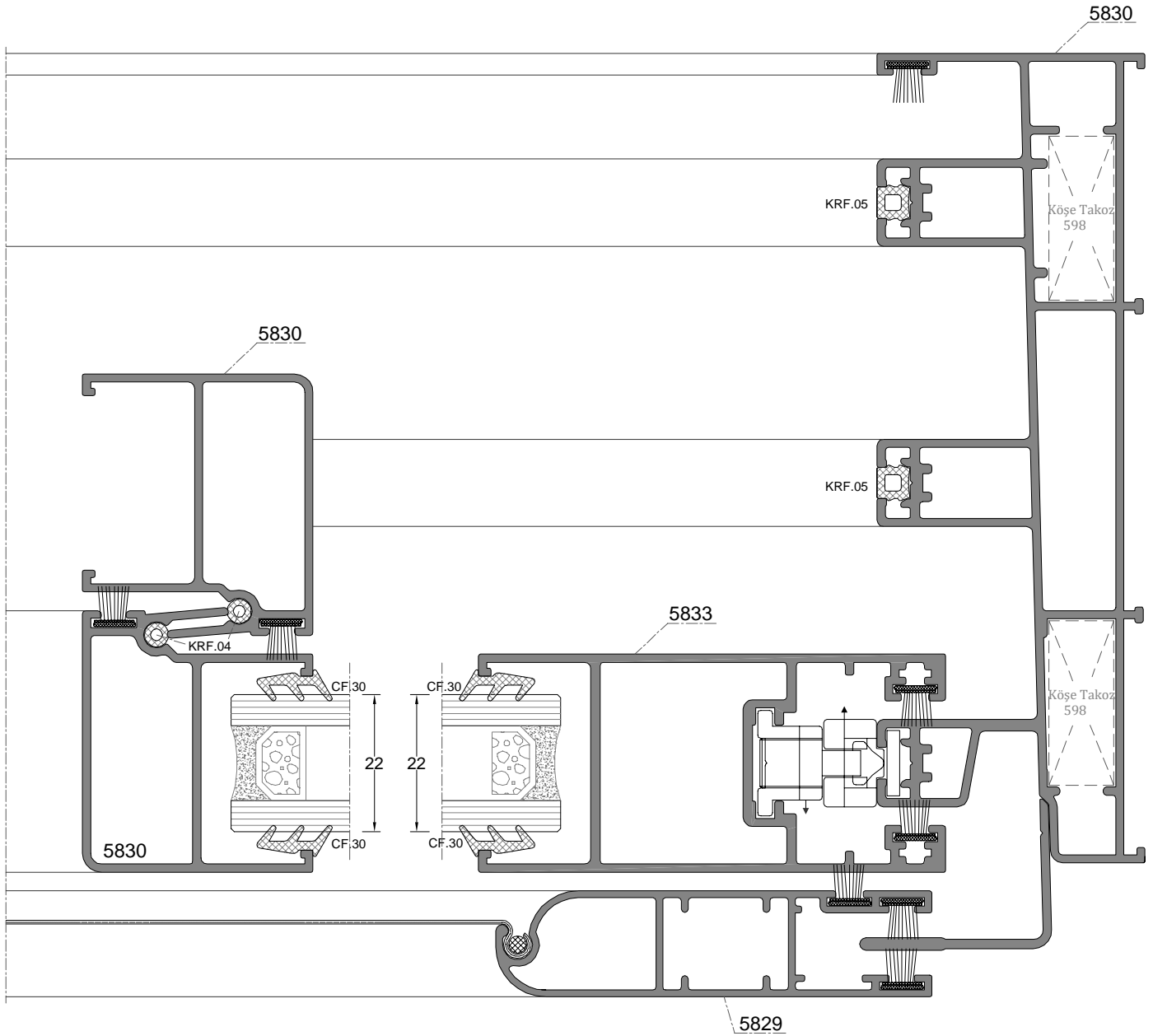
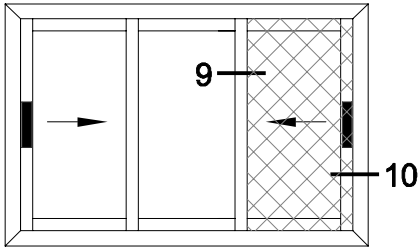
D-6



D-8

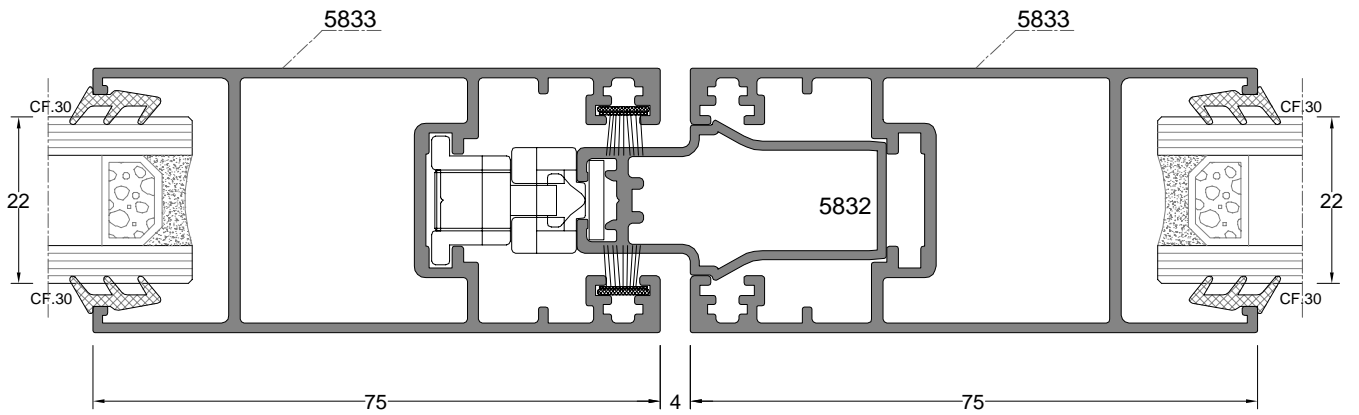
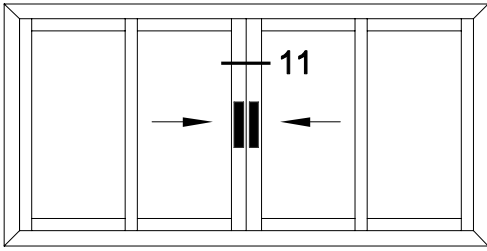


D-7



D-9

D-10



D-11